

**CHIEF'S PREFACE**



## *CHIEF'S PREFACE*

---

As the Chief of Police for the City of Kirkland, I hereby adopt by reference all Departmental Policies contained in this manual.

These policies shall remain in full force and effect unless or until changed by me or my designee.

It is my intent that by issuing this official notice to all police department personnel that these policies are in full effect

# Kirkland Police Department

## Kirkland PD Policy Manual

---

### **CODE OF ETHICS**

#### **Law Enforcement Code of Ethics**

As a law enforcement officer, my fundamental duty is to serve the community; to safeguard lives and property; to protect the innocent against deception, the weak against oppression or intimidation and the peaceful against violence or disorder; and to respect the constitutional rights of all to liberty, equality and justice.

I will keep my private life unsullied as an example to all and will behave in a manner that does not bring discredit to me or to my agency. I will maintain courageous calm in the face of danger, scorn or ridicule; develop self-restraint; and be constantly mindful of the welfare of others. Honest in thought and deed both in my personal and official life, I will be exemplary in obeying the law and the regulations of my department. Whatever I see or hear of a confidential nature or that is confided to me in my official capacity will be kept ever secret unless revelation is necessary in the performance of my duty.

I will never act officiously or permit personal feelings, prejudices, political beliefs, aspirations, animosities or friendships to influence my decisions. With no compromise for crime and with relentless prosecution of criminals, I will enforce the law courteously and appropriately without fear or favor, malice or ill will, never employing unnecessary force or violence and never accepting gratuities.

I recognize the badge of my office as a symbol of public faith, and I accept it as a public trust to be held so long as I am true to the ethics of police service. I will never engage in acts of corruption or bribery, nor will I condone such acts by other police officers. I will cooperate with all legally authorized agencies and their representatives in the pursuit of justice.

I know that I alone am responsible for my own standard of professional performance and will take every reasonable opportunity to enhance and improve my level of knowledge and competence.

I will constantly strive to achieve these objectives and ideals, dedicating myself to my chosen profession . . . law enforcement.

#### **Kirkland Police Department Code of Ethics**

As a law enforcement employee, my fundamental obligation is to protect the constitutional rights and freedoms of the citizens of Kirkland.

While I consider the way I choose to conduct my private affairs a personal freedom, I accept the responsibilities for my actions, as well as inactions, while on duty or off duty, when those actions bring disrepute on the public image of my employer, my fellow employees, and the law enforcement profession.

I vow to perform all my duties in a professional and competent manner. I consider the abilities to be courageous in the face of danger and to exercise restraint in the use of my powers and authorities to be the ultimate public trust. I accept that I must consistently strive to achieve excellence in learning the necessary knowledge and skills associated with my duties. I will keep

## *CODE OF ETHICS*

---

myself physically fit and mentally alert so that I am capable of performing my duties according to the standards of quality expected of my position.

I vow to be truthful and honest in my dealings with others. I deplore lies and half-truths that mislead or do not fully inform those who must depend upon my honesty. I will obey the very laws that I am committed to uphold. I will seek affirmative ways to comply with the standards of my department and the lawful directions of my supervisors.

I vow to treat others with courtesy at all times. I consider it to be a professional weakness to allow another's behavior to dictate my response. I will not allow others' actions or failings to be my excuse for not performing my duties in a responsible and expected manner.

I vow to empathize with the problems of people with whom I come into daily contact. However, I cannot allow my personal feelings, prejudices, animosities, or friendships to influence the discretionary authorities entrusted to my job. I will affirmatively seek ways to avoid conflicts and potential conflicts of interest that could compromise my official authority or public image.

I hold the authority inherent in my position to be an affirmation of the public's trust in me as a law enforcement employee. I do not take this trust lightly. As long as I remain in this position, I will dedicate myself to maintaining this trust and upholding all the ideals of the law enforcement profession.



# Kirkland Police Department

## Kirkland PD Policy Manual

---

### **KIRKLAND POLICE DEPARTMENT MISSION AND VISION STATEMENT, VALUES**

#### **Mission Statement**

The Mission of the Kirkland Police Department is to protect and serve our community with honor, integrity and courage.

#### **Values**

**Honor:** We live and die by our obligations to fulfill our duty and commitment to justice.

**Integrity:** We do the right thing for the right reason, even when no one is looking.

**Courage:** We choose to face challenges or adversity even when others will not or cannot.

#### **Vision Statement**

The Vision of the Kirkland Police Department is to proactively reduce crime through partnerships and teamwork.

# Kirkland Police Department

## Kirkland PD Policy Manual

---

### Table of Contents

<b>CHIEF'S PREFACE.</b>	<b>1</b>
<b>CODE OF ETHICS.</b>	<b>3</b>
<b>KIRKLAND POLICE DEPARTMENT MISSION AND VISION STATEMENT, VALUES.</b>	<b>5</b>
<b>Chapter 1 - Law Enforcement Role and Authority.</b>	<b>11</b>
100 - Law Enforcement Authority.	12
101 - Law Enforcement Certification.	15
102 - Oath of Office.	16
103 - Policy Manual.	17
<b>Chapter 2 - Organization and Administration.</b>	<b>20</b>
200 - Organizational Structure and Responsibility.	21
201 - Emergency Management Plan.	24
202 - Training.	26
203 - Technology Resource Usage.	31
204 - Administrative Communications.	41
205 - Staffing Levels.	42
206 - Concealed Pistol License.	43
207 - Retiree Concealed Firearms.	48
208 - Internal Inventory.	51
209 - Purchases - Equipment and Supplies.	54
210 - Bail and Service Fees Collection.	56
<b>Chapter 3 - General Operations.</b>	<b>60</b>
300 - Use of Force.	61
301 - Use of Force Review Boards.	75
302 - Handcuffing and Restraints.	78
303 - Control Devices and Techniques.	85
304 - Conducted Energy Device.	96
305 - Officer-Involved Critical Incidents, Shootings and Deaths.	104
306 - Firearms.	116
307 - Vehicle Pursuits.	127
308 - Officer Response to Calls.	146
309 - Canines.	150
310 - Domestic Violence.	158
311 - Search and Seizure.	168
312 - Temporary Custody of Juveniles.	171
313 - Adult Abuse.	179
314 - Discriminatory Harassment.	185
315 - Child Abuse.	190
316 - Missing Persons.	197
317 - Public Alerts.	204

# Kirkland Police Department

## Kirkland PD Policy Manual

---

318 - Victim Witness Assistance. . . . .	212
319 - Hate Crimes. . . . .	216
320 - Standards of Conduct. . . . .	219
321 - Information Technology Use. . . . .	228
322 - Report Preparation. . . . .	232
323 - Media Relations. . . . .	236
324 - Subpoenas and Court Appearances. . . . .	241
325 - Outside Agency Assistance. . . . .	245
326 - Registered Offender Information. . . . .	247
327 - Major Incident Notification. . . . .	252
328 - Death Investigation. . . . .	255
329 - Identity Theft. . . . .	258
330 - Limited English Proficiency Services. . . . .	259
331 - Communications with Persons with Disabilities. . . . .	266
332 - Child and Dependent Adult Safety. . . . .	274
333 - Service Animals. . . . .	278
334 - Volunteer Program. . . . .	281
335 - Off-Duty Law Enforcement Actions. . . . .	287
336 - Department Security and Voicemail. . . . .	290
337 - Drug Collection/Disposal Program. . . . .	294
338 - Department Use of Social Media. . . . .	296
339 - Native American Graves Protection and Repatriation. . . . .	299
340 - Extreme Risk Protection Orders. . . . .	301
341 - Community Relations. . . . .	308
342 - Generative Artificial Intelligence Use. . . . .	311
<b>Chapter 4 - Patrol Operations. . . . .</b>	<b>314</b>
400 - Patrol Function. . . . .	315
401 - Bias-Based Policing. . . . .	321
402 - Briefing. . . . .	324
403 - Crime and Disaster Scene Integrity. . . . .	326
404 - Special Operations Unit. . . . .	328
405 - Ride-Along Policy. . . . .	339
406 - Hazardous Material Response. . . . .	342
407 - Hostage and Barricade Incidents. . . . .	345
408 - Response to Bomb Calls. . . . .	350
409 - Emergency Detentions. . . . .	354
410 - Citation Releases. . . . .	357
411 - Foreign Diplomatic and Consular Representatives. . . . .	358
412 - Rapid Response and Deployment. . . . .	367
413 - Emergency Utility Service. . . . .	370
414 - Aircraft Accidents. . . . .	371
415 - Police Training Officer Program. . . . .	375
416 - Obtaining Air Support. . . . .	378
417 - Contacts and Temporary Detentions. . . . .	379
418 - Criminal Organizations. . . . .	383
419 - Patrol Supervisors. . . . .	388

# Kirkland Police Department

## Kirkland PD Policy Manual

---

420 - Mobile Computer Terminal Use. . . . .	389
421 - Body-Worn Cameras. . . . .	392
422 - Medical Cannabis. . . . .	405
423 - Bicycle Patrol Program. . . . .	410
424 - Online Reporting. . . . .	413
425 - Foot Pursuits. . . . .	415
426 - Automated License Plate Readers. . . . .	420
427 - Homeless Persons. . . . .	422
428 - Lo/Jack. . . . .	425
429 - Public Recording of Law Enforcement Activity. . . . .	428
430 - First Amendment Assemblies. . . . .	431
431 - Civil Disputes. . . . .	437
432 - Crisis Intervention Incidents. . . . .	440
433 - Medical Aid and Response. . . . .	446
434 - Suspicious Activity Reporting. . . . .	451
435 - Utility Terrain Vehicle (UTV) Patrol Program. . . . .	453
436 - Community Resource Officer Program. . . . .	455
<b>Chapter 5 - Traffic Operations. . . . .</b>	<b>458</b>
500 - Traffic Function and Responsibility. . . . .	459
501 - Traffic Collision Reporting. . . . .	462
502 - Vehicle Towing. . . . .	469
503 - Vehicle Impound Hearings. . . . .	472
504 - Impaired Driving. . . . .	473
505 - Traffic Citations. . . . .	480
506 - Disabled Vehicles. . . . .	482
507 - Unauthorized Vehicle Violations (Abandoned Vehicles). . . . .	484
508 - Vehicle Speedometer Check and Certification. . . . .	485
509 - Central Business Distric Parking Enforcement. . . . .	486
<b>Chapter 6 - Investigation Operations. . . . .</b>	<b>487</b>
600 - Investigation and Prosecution. . . . .	488
601 - Investigative Funds. . . . .	495
602 - Investigations Unit On-Call Status and Schedule. . . . .	498
603 - Asset Forfeiture. . . . .	500
604 - Informants. . . . .	509
605 - Eyewitness Identification. . . . .	514
606 - Brady Material Disclosure. . . . .	518
607 - Surveillance Van Operations. . . . .	522
608 - Computer Voice Stress Analyzer (CVSA). . . . .	523
609 - Sexual Assault Investigations. . . . .	527
610 - Warrant Service. . . . .	532
611 - Operations Planning and Deconfliction. . . . .	537
612 - Interview Rooms. . . . .	543
613 - Unmanned Aerial System (UAS) Operations. . . . .	546
614 - Forensic Genetic Genealogy. . . . .	549

# Kirkland Police Department

## Kirkland PD Policy Manual

---

<b>Chapter 7 - Equipment.</b>	<b>554</b>
700 - Department Owned and Personal Property.	555
701 - Personal Communication Devices.	557
702 - Vehicle Maintenance.	561
703 - Vehicle Use.	563
704 - Gas Mask - Use and Maintenance.	568
705 - Cash Handling, Security and Management.	571
706 - Personal Protective Equipment.	573
<b>Chapter 8 - Support Services.</b>	<b>578</b>
800 - Crime Analysis.	579
801 - Property and Evidence.	581
802 - Records Section.	594
803 - Restoration of Firearm Serial Numbers.	612
804 - Records Maintenance and Release.	614
805 - Records Management and Destruction Protocol.	620
806 - Protected Information.	623
807 - Animal Control.	628
<b>Chapter 9 - Custody.</b>	<b>632</b>
900 - Custodial Searches.	633
901 - Biological Samples.	640
<b>Chapter 10 - Personnel.</b>	<b>643</b>
1000 - Recruitment and Selection.	644
1001 - Evaluation of Employees.	649
1002 - Special Assignments and Promotions.	653
1003 - Grievance Procedure.	656
1004 - Anti-Retaliation.	658
1005 - Reporting of Arrests, Convictions, and Court Orders.	661
1006 - Drug- and Alcohol-Free Workplace.	663
1007 - Sick Leave.	666
1008 - Communicable Diseases.	668
1009 - Smoking and Tobacco Use.	673
1010 - Personnel Complaints.	674
1011 - Seat Belts.	685
1012 - Body Armor.	687
1013 - Personnel Records.	690
1014 - Commendations and Awards.	695
1015 - Fitness for Duty.	701
1016 - Meal Periods and Breaks.	704
1017 - Lactation Breaks.	705
1018 - Payroll Records.	707
1019 - Overtime Compensation Requests.	708
1020 - Outside Employment.	710
1021 - Occupational Disease and Work-Related Injury Reporting.	714
1022 - Departmental Response to Serious Injury or Death of a Member.	717

# Kirkland Police Department

## Kirkland PD Policy Manual

---

1023 - Personal Appearance Standards. . . . .	724
1024 - Uniform Regulations. . . . .	730
1025 - Police Explorer Program. . . . .	738
1026 - Nepotism and Conflicting Relationships. . . . .	741
1027 - Domestic Violence Involving Law Enforcement Employees. . . . .	744
1028 - Department Badges. . . . .	751
1029 - Temporary Modified-Duty Assignments. . . . .	753
1030 - Personnel Early Warning System. . . . .	758
1031 - Employee Speech, Expression and Social Networking. . . . .	762
1032 - Wellness Program. . . . .	767
<b>Attachments. . . . .</b>	<b>776</b>
Routine Security Video Retention Policy.pdf. . . . .	777
TRN17-005 Cross Gender Searches in the Jail.pdf. . . . .	778
FBI-CJIS policy-and-operating-manual.pdf. . . . .	779
City Administrative policy 4-43 Reporting Improper Governmental Actions.pdf. . . . .	780
City Administrative Policy 4-43 Reporting Improper Governmental Actions.pdf. . . . .	781
Appendix A-updated 1-19.pdf. . . . .	782
ERPO Petition LEA Addendum 06-07-2017.pdf. . . . .	783
KC Mental Health Crisis and Commitment Services_handout.pdf. . . . .	784
Appendix A revised 5-19.pdf. . . . .	785
Appendix A revised 11-20.pdf. . . . .	786
Washington State Law Enforcement Records Retention Schedule.pdf. . . . .	787
Appendix A revised April 2023.pdf. . . . .	788
Appendix A revised March 2023.pdf. . . . .	789
170508_Opioid_Overdose_Incident_Form.pdf. . . . .	790
KPD-2017-042.pdf. . . . .	791
Report of Threatened or Attempted Suicide to Law Enforcement.pdf. . . . .	792
Sheenas Law Form 62717.pdf. . . . .	793
APPENDIX C.pdf. . . . .	794
APPENDIX B.pdf. . . . .	795
BIOMETRIC HANDHELD FINGERPRINT IDENTIFICATION POLICY ISSUED BY KING COUNTY AFIS.pdf. . . . .	796
Forensic_Services_Guide 2022.pdf. . . . .	797

## **Chapter 1 - Law Enforcement Role and Authority**

## Law Enforcement Authority

### 100.1 PURPOSE AND SCOPE

The purpose of this policy is to affirm the authority of the members of the Kirkland Police Department to perform their functions based on established legal authority.

### 100.2 POLICY

It is the policy of the Kirkland Police Department to limit its members to only exercise the authority granted to them by law.

While this department recognizes the power of peace officers to make arrests and take other enforcement action, officers are encouraged to use sound discretion in the enforcement of the law. This department does not tolerate abuse of law enforcement authority.

### 100.3 PEACE OFFICER POWERS

Sworn members of this department are authorized to exercise peace officer powers pursuant to applicable state law. (see note below for restrictions imposed on Special Commissioned personnel.)

#### NOTE

General authority Washington peace officers are defined in RCW 10.92.020, which states, "...any full-time, fully compensated and elected, appointed, or employed officer of a general authority Washington law enforcement agency who is commissioned to enforce the criminal laws of the state of Washington..." Special commissioned Washington peace officers are defined in RCW 10.93.020, which states, "...any officer, whether part-time or full-time, compensated or not, commissioned by a general authority Washington law enforcement agency to enforce some or all of the criminal laws of the state Washington, who does not qualify under this chapter as a general authority peace officer for that commissioning agency..."

All Correctional Officers for the Kirkland Police Department are to be considered Special Commissioned, as they have been commissioned by the Chief of Police to enforce some of the criminal laws of the State of Washington. The Special Commission includes the authority to carry department issued firearms while in an on-duty capacity.

This special commission is restricted by the Chief of Police to arrest powers surrounding:

- (a) Arrest warrants
- (b) Court Orders
- (c) Detention and subsequent transport of persons under arrest by a general authority peace officer
- (d) Other arrest powers at the specific direction of the Chief of Police.

Correctional Officers are not to take general authority police action, which includes, but is not limited to:



# Kirkland Police Department

## Kirkland PD Policy Manual

### *Law Enforcement Authority*

---

- (a) Traffic related enforcement action
- (b) On-view related enforcement action

Nothing in this section is meant to prevent a Correctional Officer from taking appropriate action to protect him/herself or others from what he/she reasonably believes would be an imminent threat of death or serious bodily injury.

#### 100.3.1 ARREST AUTHORITY

The arrest authority of the Kirkland Police Department includes (RCW 10.31.100):

- (a) When a peace officer has probable cause to believe that a person has committed or is committing a felony, the peace officer shall have the authority to arrest the person without a warrant.
- (b) A peace officer may arrest a person without a warrant for committing a misdemeanor or gross misdemeanor only when the offense is committed in the presence of an officer, except as provided in RCW 10.31.100 (e.g., when there is probable cause for certain offenses that involve domestic violence, driving under the influence, motor vehicle accidents).
- (c) A peace officer may arrest a person in compliance with an arrest warrant. The officer must first confirm that the identity of the person matches that of the subject of the warrant. Absent a valid form of identification such as a driver's license or identification card, various matching factors such as a social security number, date of birth, physical description, fingerprint, photograph, or other means of positive identification may be used. The warrant must be confirmed as an active, valid warrant with the agency that entered the warrant into the database. If applicable, extradition should be confirmed.

#### 100.4 OREGON AUTHORITY

Sworn members of this department who enter the state of Oregon in order to provide or attempt to provide law enforcement assistance have Oregon peace officer authority within 50 miles of the Washington-Oregon border under the following circumstances (ORS 133.405):

- (a) In response to a request for law enforcement assistance initiated by an Oregon sheriff, constable, marshal, municipal police officer or member of the Oregon State Police.
- (b) In response to a reasonable belief that emergency law enforcement assistance is necessary to preserve life and circumstances make it impractical for Oregon law enforcement officials to formally request assistance.
- (c) For the purpose of assisting Oregon law enforcement officials with emergency assistance in response to criminal activity, traffic accidents, emergency incidents or other similar public safety situations, an Oregon law enforcement official is present at the scene of the incident.

Kirkland Police Department officers have no authority to enforce Oregon traffic or motor vehicle laws.

# Kirkland Police Department

## Kirkland PD Policy Manual

### *Law Enforcement Authority*

---

Whenever practicable, officers should seek permission from a department supervisor before entering Oregon to provide law enforcement services. As soon as practicable, officers exercising law enforcement authority in Oregon shall submit any appropriate written reports concerning the incident to the Oregon agency having primary jurisdiction over the area in which the incident occurred.

#### **100.5 INTERSTATE PEACE OFFICER POWERS**

Peace officer powers may be extended to other states:

- (a) As applicable under interstate compacts, memorandums of understanding or mutual aid agreements in compliance with the laws of each state.
- (b) When an officer enters Idaho or Oregon in fresh pursuit of a person believed to have committed a felony (Idaho Code 19-701; ORS 133.430).

When an officer makes an arrest in Idaho or Oregon, the arresting officer shall cause the person to be taken without delay to a magistrate in the county where the arrest was made (Idaho Code 19-702; ORS 133.440).

#### **100.6 CONSTITUTIONAL REQUIREMENTS**

All members shall observe and comply with every person's clearly established rights under the United States and Washington Constitutions.

## Law Enforcement Certification

### 101.1 PURPOSE AND SCOPE

All Law Enforcement officers employed by the Kirkland Police Department shall receive certification by the Washington State Criminal Justice Training Commission prior to assuming law enforcement duties and responsibilities, and shall begin attending an approved academy within the first six months of employment (RCW 43.101.095(1) and 43.101.200(1)).

All Corrections officers employed by the Kirkland Police Department shall attend basic corrections training within the first six months of employment (RCW 43.101.220(1)).

All fulltime Law Enforcement and/or Corrections supervisors in the police department are required to complete the core training requirements prescribed by rule of the commission for the position within the first six months as a supervisor, or obtain a waiver or extension of the core training requirements from the commission. (RCW 43.101.350).

All fulltime Law Enforcement and/or Corrections supervisors in the police department are required to earn the appropriate career level certification by the Washington State Criminal Justice Training Commission, within their first year as a supervisor (RCW 43.101.350).

## Oath of Office

### **102.1 PURPOSE AND SCOPE**

The purpose of this policy is to ensure that oaths, when appropriate, are administered to department members.

### **102.2 POLICY**

It is the policy of the Kirkland Police Department that, when appropriate, department members affirm the oath of their office as an expression of commitment to the constitutional rights of those served by the Department and the dedication of its members to their duties.

### **102.3 OATH OF OFFICE**

All department members, when appropriate, shall take and subscribe to the oaths or affirmations applicable to their positions (RCW 43.101.021).

If a member is opposed to taking an oath, he/she shall be permitted to substitute the word "affirm" for the word "swear," and the words "so help me God" may be omitted.

### **102.4 MAINTENANCE OF RECORDS**

The oath of office shall be filed in accordance with the established records retention schedule and any applicable state and/or local law.

---

# Policy Manual

## 103.1 PURPOSE AND SCOPE

The manual of the Kirkland Police Department is hereby established and shall be referred to as the Policy Manual or the manual. The manual is a statement of the current policies, rules and guidelines of this department. All members are to conform to the provisions of this manual.

All prior and existing manuals, orders and regulations that are in conflict with this manual are rescinded, except to the extent that portions of existing manuals, procedures, orders and other regulations that have not been included herein shall remain in effect, provided that they do not conflict with the provisions of this manual.

## 103.2 POLICY

Except where otherwise expressly stated, the provisions of this manual shall be considered as guidelines. It is recognized that the work of law enforcement is not always predictable and circumstances may arise which warrant departure from these guidelines. It is the intent of this manual to be viewed from an objective standard, taking into consideration the sound discretion entrusted to members of this department under the circumstances reasonably available at the time of any incident.

### 103.2.1 DISCLAIMER

The provisions contained in the Policy Manual are not intended to create an employment contract nor any employment rights or entitlements. The policies contained within this manual are for the internal use of the Kirkland Police Department and shall not be construed to create a higher standard or duty of care for civil or criminal liability against the City, its officials or members. Violations of any provision of any policy contained within this manual shall only form the basis for department administrative action, training or discipline. The Kirkland Police Department reserves the right to revise any policy content, in whole or in part.

## 103.3 AUTHORITY

The Chief of Police shall be considered the ultimate authority for the content and adoption of the provisions of this manual and shall ensure compliance with all applicable federal, state and local laws.

## 103.4 DEFINITIONS

The following words and terms shall have these assigned meanings throughout the Policy Manual, unless it is apparent from the content that they have a different meaning:

**Adult** - Any person 18 years of age or older.

**CFR** - Code of Federal Regulations.

**City** - The City of Kirkland.

**Civilian** - Employees and volunteers who are not sworn peace officers.

# Kirkland Police Department

## Kirkland PD Policy Manual

### *Policy Manual*

---

**Correctional Officer** - All persons, regardless of rank, who are employees and who are selected and trained in accordance with state law as a correctional officer of the Kirkland Police Department.

**CJTC** - The Criminal Justice Training Commission.

**Department/KPD** - The Kirkland Police Department.

**DOL** - The Department of Licensing.

**Employee/personnel** - Any person employed by the Department.

**Juvenile** - Any person under the age of 18 years.

**Manual** - The Kirkland Police Department Policy Manual.

**May** - Indicates a permissive, discretionary or conditional action.

**Member** - Any person employed or appointed by the Kirkland Police Department, including full-time sworn officers, special commissioned officers, civilian employees and volunteers.

**Officer** - Those employees, regardless of rank, who are sworn peace officer employees of the Kirkland Police Department.

**On-duty** - A member's status during the period when he/she is actually engaged in the performance of his/her assigned duties.

**Order** - A written or verbal instruction issued by a superior.

**Peace officer** - Includes any "general authority Washington peace officer," "limited authority Washington peace officer," and "specially commissioned Washington peace officer" (RCW 10.93.020). Peace officers are generally referred to as officers in this manual (Washington State Office of the Attorney General Model Use of Force Policy).

**Rank** - The title of the classification held by an officer.

**RCW** - Revised Code of Washington (Example: RCW 9.41.040).

**Shall or will** - Indicates a mandatory action.

**Should** - Indicates a generally required or expected action, absent a rational basis for failing to conform.

**Supervisor** - A person in a position of authority regarding directing the work of other members and who supervises subordinate personnel. Supervisory positions have the responsibility to guide, direct, motivate, and instruct all personnel under their supervision. A supervisor is responsible for completing performance reviews on subordinate positions. Supervisors are also responsible for planning the work of personnel in an orderly manner; delegating authority and responsibility when appropriate, and following the progress of assignments to a satisfactory completion. Supervisors will be held accountable for the performance of the employees under their immediate supervision.

# Kirkland Police Department

## Kirkland PD Policy Manual

### *Policy Manual*

---

The term "supervisor" may also include any person (e.g., officer-in-charge, lead or senior worker) given responsibility for the direction of the work of others without regard to a formal job title, rank or compensation.

When there is only one department member on-duty, that person may also be the supervisor, except when circumstances reasonably require the notification or involvement of the member's off-duty supervisor or an on-call supervisor.

**USC** - United States Code.

**WAC** - The Washington Administrative Code (Example: WAC 296-24-567).

**WSP** - The Washington State Patrol.

### **103.5 ISSUING THE POLICY MANUAL**

An electronic version of the Policy Manual will be made available to all members on the department network for viewing and printing. No changes shall be made to the manual without authorization from the Chief of Police or the authorized designee.

Each member shall acknowledge that he/she has been provided access to, and has had the opportunity to review the Policy Manual. Members shall seek clarification as needed from an appropriate supervisor for any provisions that they do not fully understand.

### **103.6 PERIODIC REVIEW OF THE POLICY MANUAL**

The Chief of Police will ensure that the Policy Manual is periodically reviewed and updated as necessary.

### **103.7 REVISIONS TO POLICIES**

All revisions to the Policy Manual will be provided to each member electronically. Each member will be required to acknowledge that he/she has reviewed the revisions and shall seek clarification from an appropriate supervisor as needed.

Members are responsible for keeping abreast of all Policy Manual revisions.

Each Deputy Chief will ensure that members under his/her command are aware of any Policy Manual revision.

All department members suggesting revision of the contents of the Policy Manual shall forward their written suggestions through their chain of command to their Deputy Chief, who will consider the recommendations and forward them to the command staff as appropriate.

## **Chapter 2 - Organization and Administration**



---

## Organizational Structure and Responsibility

### 200.1 PURPOSE AND SCOPE

This policy establishes the organizational structure of the Department and defines general responsibilities of department members.

### 200.2 POLICY

The Kirkland Police Department will implement and maintain an organizational structure that provides clear and identifiable roles for command, control, and guidance of the Department. Each position and assignment should have clearly identified responsibilities and a defined chain of command.

### 200.3 DIVISIONS

The Chief of Police is responsible for administering and managing the Kirkland Police Department and has the authority to spend funds in the approved budget for its day-to-day operation of the agency. There are three divisions in the Police Department as follows:

- Administration Division
- Operations Division
- Professional Standards Division

#### 200.3.1 ADMINISTRATION DIVISION

The Administration Division is commanded by a Civilian Administrative Commander, whose primary responsibility is to provide general management, direction, and control for the Administration division. The Administration Division consists of a Corrections Section and an Administrative Services Section. The Administrative Section includes the Records Unit and the Evidence Unit.

#### 200.3.2 OPERATIONS DIVISION

The Operations Division is commanded by an assigned Deputy Chief, whose primary responsibility is to provide general management, direction, and control for the Operations Division. The Operations Division consists of a Patrol Section. The Patrol Section consists of Patrol Units, a K-9 Unit, and a Traffic Unit.

#### 200.3.3 PROFESSIONAL STANDARDS DIVISION

The Professional Standards Division is commanded by an assigned Deputy Chief, whose primary responsibility is to provide general management, direction, and control for the Professional Standards Division. The Professional Standards Division consists of the Risk Management Section and the Investigations Section. The Risk Management Section includes the Training Unit, the Community Services Unit, various cadres and KPD personnel assigned to North Sound Metro SWAT. The Investigations Section includes the Investigations Unit, the Family Violence Unit, the Pro Act Unit, and the Crime Analysis Unit.

# Kirkland Police Department

## Kirkland PD Policy Manual

### *Organizational Structure and Responsibility*

---

#### 200.3.4 GOALS AND OBJECTIVES

Section Lieutenants are responsible for developing and submitting section goals and objectives to the Chief of Police, via the Chain of Command, on an annual basis.

A written evaluation of the progress made toward the attainment of these goals and objectives will also be prepared and submitted on an annual basis to the Chief of Police, via the Chain of Command.

Department goals and objectives are established annually by the Chief of Police and/or Command Staff. All department members are encouraged to offer input in formulating department goals and objectives. Once established, annual Goals and Objectives are distributed to all department members.

#### **200.4 COMMAND PROTOCOL**

##### 200.4.1 ORDERS

Members of the Police Department shall promptly obey any lawful orders of a superior officer. This will include orders relayed from a superior officer by an officer of the same or lesser rank. Failure to do so could be grounds for insubordination and subject to discipline.

- (a) The term lawful is included to acknowledge the uncommon yet potential situation in which an order may be given that is unlawful. An example of an unlawful order is one in which a subordinate is directed to use excessive force. Such unlawful orders shall be brought to the attention of the person issuing the order and reported via the chain of command to the respective Section Lieutenant.

Should any lawful order, given by a supervisor, be inconsistent or conflict with any previous order, the employee will respectfully bring this conflict to the attention of the supervisor. The supervisor who issued the conflicting order will take the necessary steps to correct the conflict and assume responsibility for the subordinate's actions.

In the event that the issuing supervisor cannot be readily advised, the employee will carry out the most recent order and advise a supervisor of the conflict as soon as practical.

##### 200.4.2 SUCCESSION OF COMMAND

The Chief of Police exercises command over all members of the Kirkland Police Department. During planned absences the Chief of Police will designate a Deputy Chief to serve as the acting Chief of Police.

Except when designated as above, the order of command authority in the absence or unavailability of the Chief of Police is as follows:

- (a) Deputy Chief
- (b) Lieutenant
- (c) Sergeant
- (d) Corporal

# Kirkland Police Department

## Kirkland PD Policy Manual

### *Organizational Structure and Responsibility*

---

#### 200.4.3 UNITY OF COMMAND

The principles of unity of command ensure efficient supervision and control within the Department. Generally, each member shall be accountable to one supervisor at any time for a given assignment or responsibility. Except where specifically delegated authority may exist by policy or special assignment (e.g., K-9, SWAT), any supervisor may temporarily direct any subordinate if an operational necessity exists.

# Emergency Management Plan

## 201.1 PURPOSE AND SCOPE

The City has prepared a Comprehensive Emergency Management Plan (CEMP) Manual for use by all employees in the event of a major disaster, civil disturbance, mass arrest or other emergency event. The manual provides for a strategic response by all employees and assigns specific responsibilities in the event the plan is activated.

The City Emergency Management Plan is written in accordance with the State of Washington's comprehensive emergency management plan and program, and has been approved for local use (RCW 38.52.070). This plan provides guidance for City emergency operations within and outside its borders.

### 201.1.1 KIRKLAND CODES

An emergency management organization has been established by the City of Kirkland. This ordinance (KMC 3.20) has been approved by the City Council (WAC 118-30-050).

## 201.2 ACTIVATING THE EMERGENCY PLAN

The Emergency Management Plan may be activated by the Chief of Police, the highest ranking official on-duty or a responder who is at the scene of a major emergency.

Upon activation of the plan, the Chief of Police or the authorized designee should, if the need is anticipated, contact the State Emergency Operations Center to assist with a mutual aid response in which local, state and federal law enforcement agencies provide resources to this department.

### 201.2.1 RECALL OF PERSONNEL

In the event that the CEMP is activated, all employees of the Kirkland Police Department are subject to immediate recall. Employees may also be subject to recall during extraordinary circumstances as deemed necessary by the Chief of Police or the authorized designee.

Failure to respond to an order to report for duty may result in discipline.

## 201.3 LOCATION OF EMERGENCY MANAGEMENT PLAN

The manual for the employees is available on-line at the following link: [COK CEMP](#)

A hard copy of the manual will be kept in the Field Operations room. The Training Sergeant, or their designee, shall ensure that all copies of the CEMP manual are kept current and available to all personnel.

## 201.4 BUILDING EVACUATION PLAN

In the event of a disaster or emergency, which requires evacuation of the Kirkland Justice Center, all employees shall follow implemented evacuation plans and posted exit strategies. The posted exit strategies shall include any special directions for physically impaired employees (WAC 296.24.567).

The evacuation plan for the jail is posted on the wall of the correction's office. It is as follows:

# Kirkland Police Department

## Kirkland PD Policy Manual

### *Emergency Management Plan*

---

The following procedures shall be followed in the event of a confirmed fire or a confirmed reason for an evacuation:

- (a) Notify the on-duty Patrol and Correctional Supervisor
- (b) Request additional Patrol and Correctional Officers to assist
- (c) Back up the inmate transport vehicles to either the south door of the jail or into the sally port depending on the reason for the evacuation.
- (d) Secure the inmates in the inmate transport vehicles.
- (e) Park the inmate transport vehicles in the parking lot across the street and standby for instructions from the on-duty Correctional Supervisor or Patrol Supervisor to:
  - 1. Return the inmates to the jail after the situation has been secured, or
  - 2. Transport the inmates to another facility
- (f) Notify the Correctional Lieutenant when time permits

#### **201.5 TRAINING**

All supervisors shall familiarize themselves with the Comprehensive Emergency Management Plan manual and the roles police personnel will play when the plan is implemented.

The Training Sergeant shall ensure that biennial training in the CEMP is conducted for all supervisors and other appropriate personnel. All new supervisors will receive training in the CEMP within their first six months of being promoted.

## Training

### 202.1 PURPOSE AND SCOPE

This policy establishes general guidelines for how training is to be identified, conducted, and documented. This policy is not meant to address all specific training endeavors or identify every required training topic.

### 202.2 POLICY

The Department shall administer a training program that will meet the standards of federal, state, local, and the Washington Criminal Justice Training Commission (CJTC) training requirements. It is a priority of this department to provide continuing education and training for the professional growth and development of its members.

### 202.3 OBJECTIVES

The objectives of the Training Program are to:

- (a) Enhance the level of law enforcement service to the public.
- (b) Increase the technical expertise and overall effectiveness of department members.
- (c) Provide for continued professional development of department members.
- (d) Ensure compliance with CJTC rules and regulations concerning law enforcement training.

### 202.4 TRAINING MANAGER

The Chief of Police shall designate a Training Sergeant who is responsible for developing, reviewing, updating, and maintaining the department training plan so that required training is completed. The Training Sergeant should review the training plan annually.

### 202.5 TRAINING PLAN

The training plan should include the anticipated costs associated with each type of training, including attendee salaries and backfill costs. The plan should include a systematic and detailed method for recording all training for all members.

Updates and revisions may be made to any portion of the training plan at any time it is deemed necessary.

The plan will address all required training.

#### 202.5.1 GOVERNMENT-MANDATED TRAINING

The following lists, while not all inclusive, identify training that is required under state and federal laws and regulations. Additional required training may be identified in individual policies.

- (a) Federally mandated training:
  - 1. National Incident Management System (NIMS) training
- (b) State-mandated training:

# Kirkland Police Department

## Kirkland PD Policy Manual

### *Training*

---

1. All officers will successfully complete an annual in-service training program of no less than 24 hours that includes the training required by the CJTC (WAC 139-05-300).
  - (a) Successful completion of the CJTC's two-hour annual online crisis intervention course shall be included in the 24 hours (RCW 43.101.427).
2. All officers must complete a minimum of 40 hours of continuing de-escalation and mental health training every three years as provided in WAC 139-11-020 and WAC 139-11-060.
  - (a) This training may substitute the annual 24 hours in-service requirement under WAC 139-05-300 in the year the officer completes the 40-hour violence de-escalation training.
3. All supervisors and managers will complete appropriate training and obtain certification as required by CJTC (RCW 43.101.350).
4. Members who will serve as school resource officers (community resource officers internally) shall receive training for school resource officers (RCW 28A.400.345).
  - (a) Training shall include the subject requirements of the safety and security staff training program developed by the educational service districts and be completed within the required timeframe (RCW 28A.310.515; RCW 28A.400.345).
  - (b) Training shall include review of applicable school district policies and procedures of duties and responsibilities of school resource officers (RCW 28A.320.124).
5. All officers shall complete gender-based violence incident response training required by RCW 43.101.276.
6. Any request for exemption, waiver, extension, or variance from any requirement of CJTC training must be made under WAC 139-03-030 and corresponding information be made available to the public in accordance with the Records Maintenance and Release Policy (WAC 139-11-030).

#### **202.6 TRAINING NEEDS ASSESSMENT**

The Training Unit will conduct an annual training-needs assessment of the Department. The needs assessment will be reviewed by the Risk Management Lieutenant. Upon approval, the needs assessment will form the basis for the training plan for the fiscal year.

The Training Sergeant shall review certain incidents to determine whether training would likely improve future outcomes or reduce or prevent the recurrence of the undesirable issues related to the incident. Specific incidents the Training Sergeant should review include, but are not limited to:

- (a) Any incident involving the death or serious injury of an employee.
- (b) Incidents involving a high risk of death, serious injury or civil liability.

# Kirkland Police Department

## Kirkland PD Policy Manual

### *Training*

---

- (c) Incidents identified by a supervisor as appropriate to review to identify possible training needs
- (d) Any incident forwarded to the Training Unit by a review board for possible training issues.

The Training Sergeant is encouraged to meet with other members of the Training Unit, appropriate Cadre heads and Unit Supervisors in order to determine whether a training need exists. If a need does indeed exist, the Training Sergeant will coordinate how this training should be addressed, taking into consideration the mission of the Department and available resources.

Supervisors will be responsible for meeting with their employees to discuss and assess their individual career and training goals outside of in-service training. All training requests will be forwarded through that officer's chain of command. All approved training requests will be forwarded to the Risk Management Lieutenant for final approval.

#### **202.7 TRAINING ATTENDANCE**

All members assigned to attend training shall attend as scheduled unless previously excused by their immediate supervisor. Excused absences should be limited to:

- (a) Court appearances.
- (b) Previously approved vacation or time off.
- (c) Illness or medical leave.
- (d) Physical limitations preventing the member's participation.
- (e) Emergency situations or department necessity.

Any member who is unable to attend training as scheduled shall notify their supervisor as soon as practicable but no later than one hour prior to the start of training and shall:

- (a) Document the absence in a memorandum to the member's supervisor.
- (b) Make arrangements through their supervisor or the Training Sergeant to attend the required training on an alternate date.

#### **202.8 DAILY TRAINING BULLETINS**

The Lexipol Daily Training Bulletins (DTBs) are contained in a web-accessed system that provides training on the Kirkland Police Department Policy Manual and other important topics. Generally, one training bulletin is available for each day of the month. However, the number of DTBs may be adjusted by the Training Sergeant.

Members assigned to participate in DTBs shall only use login credentials assigned to them by the Training Sergeant. Members should not share their password with others and should frequently change their password to protect the security of the system. After each session, members should log off the system to prevent unauthorized access. The content of the DTBs is copyrighted material and shall not be shared with others outside of the Department.



# Kirkland Police Department

## Kirkland PD Policy Manual

### *Training*

---

Members who are assigned to participate in the DTB program should complete each DTB at the beginning of their shifts or as otherwise directed by their supervisor. Members should not allow uncompleted DTBs to build up over time, and may be required to complete DTBs missed during extended absences (e.g., vacation, medical leave) upon returning to duty. Although the DTB system can be accessed from any internet-enabled computer, members shall only take DTBs as part of their on-duty assignments unless directed otherwise by a supervisor.

Supervisors will be responsible for monitoring the progress of those under their command to ensure compliance with this policy.

#### **202.9 RETRAINING AND ORIENTATION**

The Police Training Program shall provide for retraining and orientation to sworn personnel returning to patrol operations after an extended absence or non-uniformed assignment(s).

- Sworn personnel returning to the Patrol Division may be assigned a PTO for this retraining and orientation.

##### Administrative Planning

- The Chief of Police, or designee, will determine the scope of the retraining required on a case by case basis.
- The PTO Coordinator shall develop a schedule and format for the implementation of any such training.
- The PTO Coordinator will also assign a PTO to complete the plan as designed.
- The plan will be submitted to the officer's assigned Operations Lieutenant for review and approval.

##### Evaluation

- During this retraining and orientation process, sworn personnel will not be subject to the normal evaluation process required for recruit officers in training.

##### PTO Duties

- The function of the PTO will be to familiarize the officer with the appropriate updated information to include, but not be limited to the following;
  - Policies;
  - Procedures;
  - Patrol vehicle, computer and radio.
- The Training Officer will also ensure that returning personnel meet all Department qualification in various skill areas, which may include, but not be limited to the following areas;
  - Firearms;
  - Less lethal;
  - Protective measures;

# Kirkland Police Department

## Kirkland PD Policy Manual

### *Training*

---

- Mobile Computer Terminals;
- BAC.

#### **202.10 TRAINING RECORDS**

The Training Sergeant is responsible for the creation, filing, and storage of all training records. Training records shall be retained in accordance with the established records retention schedule.

##### 202.10.1 TRAINING DOCUMENTATION

Detailed records shall be kept of all in-service training sponsored by or presented on behalf of the Kirkland Police Department. Records should minimally include:

- An overview of the course content and/or an instructor lesson plan.
- Names and agency contact information of all attendees.
- Instructor credentials or resume.
- Individual attendee test results (if applicable).
- A course completion roster.

Records shall be kept by the Training Officer(s) of all outside training that is attended by any member of the Department. Records should minimally include the following:

- Course Title
- Training Provider/Instructor Name
- Number of hours
- Certificate of Completion (if available)
- Training Return Form

---

## Technology Resource Usage

### 203.1 PURPOSE AND SCOPE

**This policy is identical in content to the City of Kirkland's Administrative Policy 7-1 unless otherwise noted by bold font.**

The purpose of this policy is to establish acceptable and appropriate use of computer and information systems, networks and other information technology resources at the City of Kirkland. The main points to remember are:

- (a) The City provides network, communications systems, software, equipment and devices ("technology resources") to carry out legitimate City business. By using the City's technology resources, an employee or other user granted access via being given a user ID / password to the system consents to disclosing the contents of any data files, information and communications created on, stored on, transmitted, received or exchanged via the City's network, communications systems, equipment or devices.
- (b) There is no right to privacy in the use of City technology resources. By using the City's technology resources an employee consents to monitoring, recording, and reviewing the use of that technology resource.
- (c) Users are expected to act lawfully, ethically and professionally, and to exercise common sense.
- (d) Users granted access to critical data are responsible for its protection.
- (e) Incidental use for personal needs is allowed as long as that activity does not interfere with City business or conflict with any City policy or work rule. This does not confer a right to download software for personal use, or to load or use personal entertainment such as music files on City computers. Users are expected to respect the business need for available Internet bandwidth and not to run streaming sites steadily across the City's network for non-business purposes such as music, news, sports, or interactive on-line gaming.
- (f) Information Technology (IT) security is serious business: The City experiences many electronic attempts to breach our security every day, originating from all over the world. Protecting employee and citizen data requires, among other things, adherence to the password and other security portions of this policy.

The following policies define appropriate use of the City of Kirkland network, computers, all related peripherals, software, electronic communications, and Internet access, whether accessed directly from the City's network or from another location. They apply to the access of the City's network and use of computing technology resources at any location, from any City-owned device, via wired or wireless connection. They apply to all users of City technology resources regardless of employment status.

# Kirkland Police Department

## Kirkland PD Policy Manual

### *Technology Resource Usage*

---

Access to all networks and related resources requires that each user be familiar with these policies and associated work rules. The City of Kirkland authorizes the use of computing and network resources by City officials, staff, contractors, volunteers and others to carry out legitimate City business. All users of City computing and network resources shall do so in an ethical, legal, and responsible manner. All use of technology resources must be consistent with all City policies and work rules.

#### **203.2 E-MAIL RIGHT OF PRIVACY**

##### Definitions:

- **Blog /Web Log-** A Blog is a Web page that serves as a publicly accessible personal journal for an individual. Typically updated daily, blogs often reflect the personality of the author. Blogging is when one posts to a Blog.
- **Electronic Communications -** The transmission of data from one computer to another, or from one device to another. A communications device, therefore, is any machine that assists data transmission. For example, modems, cables, and ports are all communications devices. Communications software refers to programs that make it possible to transmit data.
- **Phishing -** The act of sending an e-mail to a user falsely claiming to be an established legitimate enterprise in an attempt to scam the user into surrendering private information that will be used for identity theft. The e-mail directs the user to visit a Web site where they are asked to update personal information, such as passwords and credit card, social security, and bank account numbers, that the legitimate organization already has. The Web site, however, is bogus and set up only to steal the user's information.
- **Spyware -** Any software that covertly gathers user information through the user's Internet connection without his or her knowledge, usually for advertising purposes. Spyware applications are typically bundled as a hidden component of freeware or shareware programs that can be downloaded from the Internet; however, it should be noted that the majority of shareware and freeware applications do not come with Spyware. Once installed, the Spyware monitors user activity on the Internet and transmits that information in the background to someone else. Spyware can also gather information about e-mail addresses and even passwords and credit card numbers.
  - Spyware is similar to a Trojan horse in that users unwittingly install the product when they install something else. A common way to become a victim of Spyware is to download certain peer-to-peer file swapping products that are available today.
- **Virtual Private Network (VPN).** VPN is a network that is constructed by using public wires to connect nodes. For example, there are a number of systems that enable

# Kirkland Police Department

## Kirkland PD Policy Manual

### *Technology Resource Usage*

---

you to create networks using the Internet as the medium for transporting data. These systems use encryption and other security mechanisms to ensure that only authorized users can access the network and that the data cannot be intercepted. VPN is used by outside computers to connect to the City of Kirkland network.

#### References:

- Administrative Policy 7-4: Internet Security (9/03)
- City Council Resolution 4669: Public Records Act Rules

#### **203.3 PROHIBITED USE OF E-MAIL**

Technology resources may be used for incidental personal needs as long as such use does not result in or subject the City to additional cost or liability, interfere with business, productivity or performance, pose additional risk to security, reliability or privacy, cause or tend to cause damage to the City's reputation or credibility, or conflict with the requirements of any City policy or work rule.

Personal usage should generally conform to limits typically associated with personal phone calls. This document does not attempt to address every possible situation that may arise. Professional judgment, etiquette, and common sense shall be exercised while using City technology resources. Technology resources may not be used to facilitate operation of a private business, consulting, etc., to promote religious causes or non-City sanctioned charitable solicitations, or for political activity. City staff may use their own personal computers to access the public side of our wireless network and connect to the Internet for personal use, but should be aware that the City monitors that traffic as well. Examples of reasonable use include accessing your social network sites at lunch or checking your email. Note that the public network is NOT secure and thus there is risk associated with using it for online transactions like banking (similar to the risks associated with using any free public Internet connection for the same thing). The wireless network does not have adequate resources for constant streaming media use like Internet radio.

#### **203.4 MANAGEMENT OF E-MAIL**

##### Internet/Intranet Usage Policy

- (a) Internet/Intranet usage should be focused on business-related tasks. Incidental personal use is allowed as discussed under this section, but there is no right to privacy in an employee's use of the Internet/Intranet. Employee Internet usage is tracked and these records can be released under the State open public records laws. Web Usage Reports are provided to Directors to help them monitor their staff's use of the Internet as circumstances warrant.
- (b) Use of the Internet, as with use of all technology resources, should conform to all City policies and work rules. Filtering software will be actively used by the City to preclude access to inappropriate web sites unless specific exemptions are granted as a requirement of work duties (e.g., police have the ability to access sites on criminal activity, weapons, etc.). Attempts to alter or bypass filtering mechanisms are prohibited.

# Kirkland Police Department

## Kirkland PD Policy Manual

### *Technology Resource Usage*

---

- (c) Downloading and installing software (for City business use) from the Internet requires permission from staff on the Information Technology Help Desk, in the Applications Division, or from an IT Manager. Downloading and installing software for personal use is prohibited.
- (d) Except for City business related purposes (such as police investigations), visiting or otherwise accessing the following types of sites is prohibited:
  - 1. "adult" or sexually-oriented web sites.
  - 2. sites associated with hate crimes or violence.
  - 3. sites that would create discomfort to a reasonable person in the workplace.
  - 4. any gaming site including gambling.
- (e) The City recognizes that public Internet communications technologies (Web 2.0, social networking) may be effective tools to promote community and government interaction and that employees may want to participate in public communication via blogging, discussion forums, wikis, mashups, social networking, message boards, e-mail groups and other media that are now commonplace tools by which people share ideas and information.
- (f) However, since activities on public Internet communication sites are electronically associated with the City network addresses and accounts that can be easily traced back to the City of Kirkland, the following rules apply to these interactive public Internet communication sites:
  - 1. Always protect the confidentiality, integrity, and availability of all critical information. See Section 3.2 for the definition of "critical information".
  - 2. Employees must not post any material that is obscene, defamatory, profane, libelous, threatening, harassing, abusive, hateful or embarrassing.
  - 3. An employee's public Internet communications activity should contribute to his or her body of work as an employee of the City and must not interfere with or diminish productivity.
  - 4. Employees should not use their city email address to state their personal views on public sites.
- (g) Employees may not set up or brand any web 2.0 technologies as belonging to, supported by, or approved by the City of Kirkland (for example, a social networking site for a Board or Commission) without express written permission from IT and from their own Department Director.

### **203.5 E-MAIL USAGE**

#### E-Mail Usage Policy

# Kirkland Police Department

## Kirkland PD Policy Manual

### *Technology Resource Usage*

---

- (a) E-mail content must be consistent with the same standards as expected in any other form of written or verbal communication occurring in a business setting where documents are subject to public disclosure.
- (b) Electronic communication systems are best suited for routine topics, not for high-level policy issues. Avoid use of electronic communication for sensitive personnel-related or legal matters when possible. Members of bargaining units should not use electronic communications for confidential bargaining unit messages or to transact internal bargaining unit business other than for incidental use as approved by the Human Resources Director.
- (c) Users must manage their e-mail in accordance with records retention policies and procedures as defined and identified by the City Clerk's Office.
- (d) Retention of personal email should be minimized, and no data restores or IT resources will be engaged to recover personal email "lost" in City systems.
- (e) It is the obligation of the user to guard against copyright infringement by paying careful attention to what is received and sent by means of file attachments. If materials are received which may constitute copyright infringement, do not distribute the file or execute associated programs. Contact the Information Technology Help Desk immediately and report the possible copyright infringement.
- (f) Staff communicating to distribution lists of 50 or more recipients should utilize GovDelivery "E-Mail Alerts," (which allow people to sign up to receive e-mails whenever substantive changes are made to City web pages) or listserv technology. The primary reason for this is that even if the email addresses are posted in the "bcc" section, email with a large number of recipients typically gets caught in spam filters and may not reach its intended audience.
- (g) The City provides staff access to and support of the Exchange/Outlook messaging (e-mail) system. Access or usage of any other messaging systems is not allowed unless it is web-based. Subject to the personal use limitations explained above, staff may access web-based personal email but should not download personal documents or attachments from these sites. Staff may not install client based software for Internet service on City equipment. Examples: AOL, Instant Messaging.
- (h) Users should be attentive to emails that have unusual or questionable subject lines or an unknown sender to mitigate spam, phishing and script born viruses that come into the network through email attachments or by clicking on links that lead to hostile web sites. If you suspect phishing or script born viruses in email attachments, delete the email. If you do open any email or attachments which raise suspicions, please contact the Help Desk immediately.
- (i) The use of e-mail to send or solicit the receipt of inappropriate content such as sexually oriented materials, hate mail, content that a reasonable person would view

# Kirkland Police Department

## Kirkland PD Policy Manual

### *Technology Resource Usage*

---

as obscene, harassing or threatening and having no legitimate or lawful purpose, or contents falling within the inappropriate categories for Internet usage is prohibited, regardless of whether such email is humorous or attempting to be humorous.

- (j) The use of city email for engaging in political campaigns or activity is prohibited.
- (k) The City maintains an email group called "ALL" which will send email to all regular users of the City's email system with the exception of City Council. This should be used sparingly, and according to the guidelines below:
  1. In general, "ALL" email should not include pictures or graphics. If there is a graphic component to a message, post the actual information on Kirknet in the HUB or in Announcements (whichever is appropriate), and include a link in your "ALL" email.
  2. "ALL" emails should generally only be sent twice for each City sponsored events such as diversity and wellness events and transportation programs:
  3. Once to announce the event (including a link to more information available on intranet or to where people can subscribe for more information).
  4. Once on the day of the event as a reminder.
  5. Post-event information such as winners or drawings etc. should be posted on Kirknet. Emails should only be sent to the affected individuals.
  6. Directors' or the City Manager's Office may authorize the use of "All" email at any time. "ALL" email thus authorized should contain information that might be of use to the whole city. For example, announcements of all-City meetings from the CMO.
  7. IT will use "ALL" emails for systems outages that may require some action by the users in order to save their data, such as an email or file server or major system outage that occurs during normal working hours (other system related information should be posted on the intranet in Announcements).
  8. "ALL" emails may be used for emergency management purposes at the direction of any Director, the PIO, or the Incident Commander.
  9. "ALL" emails may be sent to announce training that all employees are expected to attend.
  10. Inappropriate uses of "ALL" Email include:
    - (a) Lost and found, available food, tickets or other items for sale, car lights-on messages, etc. should not use "ALL". Instead, use the appropriate alternative group. For example, the CITY HALL group is appropriate for light-on outside the City Hall building. For-sale items can be posted in the Moss Bay section of the intranet, and shouldn't use email at all.



# Kirkland Police Department

## Kirkland PD Policy Manual

### *Technology Resource Usage*

---

- (b) General information or compassionate causes should not be sent using email outside of your own department (employees are encouraged to post this kind of information on the HUB, which is a section of our Intranet).
- (c) Jokes and other information not related to City business
- (d) Publishing vacation schedules.
- (e) Forwarding warnings about computer viruses or attacks that have not been verified by IT.

Please do not use "Reply All" when replying to an "ALL" email.

#### **203.6 SECURITY**

For the purposes of this policy, security is defined as the ability to protect the integrity, availability, and confidentiality of information held by the City of Kirkland and to protect IT assets from unauthorized use or modification and from accidental or intentional damage or destruction. It includes the security of IT facilities and off-site data storage; computing, telecommunications, and applications-related services purchased from other government agencies or commercial concerns; and Internet-related applications and connectivity.

- (a) The Information Technology Department must authorize all access to central computer systems. Each user is responsible for establishing and maintaining a password that meets City requirements. The use of another user's account (with or without their permission) or attempt to capture other users' passwords is prohibited.
- (b) The City of Kirkland will take the necessary steps to protect the confidentiality, integrity, and availability of all of its critical information. Critical information is defined as information which if released could damage the City financially; put employees at risk; put facilities at risk; or could cause legal liability. Examples of critical data include: employee health information, social security numbers, credit card holder information, banking information, police crime investigation information, etc.
- (c) Staff with access to critical information is responsible for its protection. Staff must take reasonable steps to ensure the safety of critical information including: avoid putting critical data on laptops; not electronically transporting critical data outside the City network; not storing, saving, or transmitting critical data to a home computer or other external computer; ensuring inadvertent viewing of information does not take place, and destroying or rendering the information unreadable when done with it. If required, access to critical data can often be provided via the City's VPN connection.
- (d) The City will restrict access to critical information only to staff who have a legitimate business need-to-know. In certain cases, such as access to police data, background checks may be required by law in order for staff to access particular data.

# Kirkland Police Department

## Kirkland PD Policy Manual

### *Technology Resource Usage*

---

- (e) Staff will be assigned unique user IDs and passwords for network access. Access to systems and applications containing critical information will only be allowed via unique user IDs. Access will be monitored and actions will be traceable to authorized users.
- (f) Staff shall not share their password with any other person.
- (g) Staff shall lock or log off of or turn off their computers when leaving their desks for any reason.
- (h) If system users suspect infection by a computer virus, they must immediately stop using the involved computer and call the Help Desk.

#### **203.7 NETWORK ACCESS AND USAGE**

The Information Technology Department must approve connecting devices to the City's network. This includes, but is not limited to, PCs, network hubs, routers, switches, printers, handhelds, scanners, remote connections, and wireless or wired devices. The use of personal routers and wireless access points on the City network is not allowed.

- (a) The installation, removal, or altering of any software on City-owned equipment is prohibited without authorization from the IT Help Desk.
- (b) Smart phones (Internet and/or e-mail capable cell phones) must adhere to the current standards for those devices as established by the Information Technology Department. Smart phones not provided by the City must meet city standards.
- (c) Exploiting or attempting to exploit any vulnerability in any application or network security is prohibited. Sharing with others of internal information that facilitates their exploitation of a vulnerability in any application or network security is also prohibited. It is also prohibited to knowingly propagate any kind of spyware, and/or denial of service attack or virus or any type of malicious code onto the City network or computers. Staff who encounter or observe a vulnerability in any application or in network security shall immediately report it to the IT Help Desk.
- (d) Staff shall follow the privacy and rules governing the use of any information accessible through the network, even if that information is not securely protected.
- (e) Computers that are not provided by the City may not be directly connected to the City's secured network without express written (including email) permission from a manager in the Information Technology Department or from the Help Desk. In general, this permission will not be given. A non-secured wireless network exists by which vendors and others can access the Internet when they are at the city.
- (f) Staff will not provide vendors access to the network via their own network login accounts.
- (g) Disabling, altering, over-riding, or turning off any mechanism put in place for the protection of the network and workstation environments is strictly forbidden.

# Kirkland Police Department

## Kirkland PD Policy Manual

### *Technology Resource Usage*

---

- (h) Due to band-width limitations inherent in any network system, use of the City's network to download non-business related multimedia information is prohibited. Examples include streaming video of baseball games, streaming audio of radio programs, MP3 files, on-line games, etc. Specific examples include Pandora, hulu.com, and iTunes software, unless approved for use with a city-owned iPhone (and loading of iTunes music libraries on city computers is prohibited for any personal use). These items should also not be saved on city network drives.
- (i) Transmission, distribution, or storage of any information or materials in violation of federal, state or municipal law is prohibited. Software that is copyrighted or licensed may not be shared or illegally distributed. Copyright violations are federal offenses that may result in civil and criminal penalties to employees and the City of Kirkland.
- (j) Users must manage their electronic documents in accordance with records retention policies and procedures as defined and identified by the City Clerk's Office. Documents past their retention schedules should be deleted from the network to save space and eliminate the need to backup unnecessary files.
- (k) Access to the City's network via VPN requires approval from the Information Technology Department and the **Administrative Captain, or their designee**. VPN accounts will be audited periodically, and accounts inactive for 90 days will be deactivated unless an exception is granted by the Information Technology Department.
- (l) Periodically, departments will need to review and approve user accounts for their systems. A list will be provided by the Information Technology Department for enterprise systems.

#### **203.8 ADMINISTRATION, REPORTING AND VIOLATIONS/DISCIPLINE**

The Information Technology Department, all City Departments, and Human Resources Department share responsibility for enforcing the Technology Resource Usage Policy.

Information Technology Department Responsibilities:

- (a) The Information Technology Department is responsible for recommending policy guidelines.
- (b) The Information Technology Department is responsible for enterprise monitoring of technology resources using security and monitoring tools. This includes running the software which provides the monitoring and reporting to departments that Director's can access at will. The Information Technology Department is not responsible for actual review of the report data on any regular basis, but may randomly and reasonably review this reporting to assure organizational compliance with these policies.
- (c) If, in the normal course of business activities, the Information Technology Department discovers violations of this policy, the Information Technology Department will report

# Kirkland Police Department

## Kirkland PD Policy Manual

### *Technology Resource Usage*

---

the activities to the employee's supervisor, Director of HR, and/or to the City Manager depending upon the severity of the infraction.

- (d) The Information Technology Department will make training on these policies available periodically and anytime on request

#### Department Responsibilities

- (a) Departments assist in the development, adoption, and update of this policy through the Information Technology Steering Team.
- (b) If, in the course of normal business activities, department management suspects an employee has or is violating this policy, such a violation may be the subject of evaluation and progressive discipline up to and including termination.

#### Human Resources Department Responsibilities

- (a) Human Resources is responsible for integrating this policy into new hire orientation and training.
- (b) In conjunction with the Department, Human Resources is responsible for the coordination of any progressive disciplinary actions in response to violations.

As with any set of policies or rules, exceptions may be granted and documented on a case-by-case basis. These require authorization from the Department involved as well as from the Information Technology Department. Some exceptions may also require City Manager approval.

## **Administrative Communications**

### **204.1 PURPOSE AND SCOPE**

Effective communications within the Department are critical to the accomplishment of the mission of the Department and its effective operation. Administrative communications of this department are governed by the following policy.

### **204.2 POLICY**

The Kirkland Police Department will appropriately communicate significant events within the organization to its members. Both electronic and non-electronic administrative communications will be professional in appearance and comply with the established letterhead, signature and disclaimer guidelines, as applicable.

### **204.3 PERSONNEL ORDERS**

Personnel Orders may be issued periodically by the Chief of Police to announce and document all promotions, transfers, hiring of new personnel, separations, personnel and group commendations, or other changes in status.

### **204.4 CORRESPONDENCE**

In order to ensure that the letterhead and name of the Department are not misused, all external correspondence shall be on department letterhead. Personnel should use department letterhead only for official business and with approval of their supervisor.

### **204.5 SURVEYS**

All surveys made in the name of the Department shall be authorized by the Chief of Police or a Deputy Chief.

## Staffing Levels

### **205.1 PURPOSE AND SCOPE**

The purpose of this policy is to ensure that proper supervision and personnel are available for all shifts. The Department recognizes the importance of employee leave and desires to balance the employee's use of leave against the need to have flexibility and discretion to assign personnel to meet operational goals, objectives and service delivery expectations. While balance is desirable, the paramount concern is the need to meet operational requirements of the Department.

### **205.2 MINIMUM STAFFING LEVELS**

Minimum staffing levels for patrol are set in order to ensure adequate patrol coverage, service delivery and field supervision. Staffing levels for shifts are determined by operational needs and follow current Collective Bargaining Agreement language.

## Concealed Pistol License

### 206.1 PURPOSE AND SCOPE

The Chief of Police is given the statutory responsibility to issue, monitor, and revoke a license to carry a concealed pistol to residents within the community (RCW 9.41.070). This policy will provide a written process for the application, issuance, and revocation of such licenses.

### 206.2 QUALIFIED APPLICANTS

All applicants for a concealed pistol license shall qualify to receive such a license unless the applicant is ineligible for a license or to possess a pistol under any of the following conditions (RCW 9.41.070):

- (a) The applicant is ineligible or is prohibited to possess a firearm under the provisions of RCW 9.41.040, RCW 9.41.045 or federal law.
- (b) The applicant's concealed pistol license is in a revoked status.
- (c) The applicant is under twenty-one years of age.
- (d) The applicant is subject to a court order or injunction regarding firearms.
- (e) The applicant is free on bond or personal recognizance pending trial, appeal, or sentencing for a felony offense.
- (f) The applicant has an outstanding warrant for his/her arrest from any court of competent jurisdiction for a felony or misdemeanor.
- (g) The applicant has been ordered to forfeit a firearm under RCW 9.41.098(1)(e) within one year before filing an application to carry a pistol concealed on his/her person.
- (h) The applicant has been convicted of a felony or is otherwise restricted from possessing a firearm unless the person has been granted relief from disabilities by the United States Attorney General under 18 USC § 925(c), or RCW 9.41.040(3) or (4) applies.

Non-immigrant aliens are not eligible for concealed pistol licenses. However, they may be eligible for an alien firearm license for the purposes of hunting and sport shooting, subject to certain eligibility requirements. Any non-immigrant alien who wishes to obtain an alien firearm license should be directed to apply to the sheriff in the county in which he/she resides (RCW 9.41.173).

### 206.3 APPLICATION PROCESS AND RENEWAL

The Chief of Police has 30 days after the filing of an application of any person to issue a license to carry a concealed pistol. If the applicant does not have a valid permanent Washington driver license or identification card or has not been a resident of the state for the previous consecutive 90 days, the Chief of Police has 60 days to issue a license. The Chief of Police must accept completed applications for concealed pistol licenses during regular business hours (RCW 9.41.070).

The Chief of Police is required to check with the National Instant Criminal Background Check System, the Washington State Patrol (WSP) electronic database, the Department of Social

# Kirkland Police Department

## Kirkland PD Policy Manual

### *Concealed Pistol License*

---

and Health Services electronic database, and with other agencies or resources as appropriate, to determine whether the applicant is ineligible under RCW 9.41.040 or RCW 9.41.045, or is prohibited under federal law to possess a firearm and therefore ineligible for a concealed pistol license. This check applies for a new concealed pistol license or to renew a concealed pistol license.

A background check for an original license shall be conducted through the WSP Criminal Identification Section and shall include a national check from the Federal Bureau of Investigation through the submission of fingerprints. The applicant may request and receive a copy of the results of the background check from the Chief of Police (RCW 9.41.070).

The license application shall bear the full name, residential address, telephone number and/ or email address at the option of the applicant, date and place of birth, race, gender, physical description, not more than two complete sets of fingerprints, and signature of the licensee, and the licensee's driver license number or state identification card number if used for identification in applying for the license. A signed application for a concealed pistol license shall constitute a waiver of confidentiality and written request that the Department of Social and Health Services, mental health institutions, and other health care facilities release information relevant to the applicant's eligibility for a concealed pistol license to an inquiring court or law enforcement agency.

If the applicant is not a United States citizen, the applicant must provide his/her country of citizenship, United States-issued alien number or admission number, and the basis for any exemptions from federal prohibitions on firearm possession by aliens. The applicant shall not be required to produce a birth certificate or other evidence of citizenship. A person who is not a citizen of the United States shall meet the additional requirements of RCW 9.41.173 and provide proof of compliance (RCW 9.41.070).

The application for an original license shall include a complete set of fingerprints to be forwarded to the WSP (RCW 9.41.070(4)).

#### 206.3.1 REQUIRED WARNINGS

The license and application shall contain a warning substantially as follows:

“CAUTION: Although state and local laws do not differ, federal law and state law on the possession of firearms differ. If you are prohibited by federal law from possessing a firearm, you may be prosecuted in federal court. A state license is not a defense to a federal prosecution.”

The license shall contain a description of the major differences between state and federal law and an explanation of the fact that local laws and ordinances on firearms are preempted by state law and must be consistent with state law (RCW 9.41.070). The application shall contain questions about the applicant's eligibility under RCW 9.41.040 to possess a pistol, the applicant's place of birth, and whether the applicant is a United States citizen.

#### 206.3.2 DOCUMENTATION AND FEES

The Chief of Police shall deliver the original license to the licensee, within seven days send the duplicate to the Director of Licensing, and shall preserve the triplicate or other form prescribed



# Kirkland Police Department

## Kirkland PD Policy Manual

### *Concealed Pistol License*

---

by the Department of Licensing for six years after the license has expired, been voided or revoked, or as otherwise provided in the department's established records retention schedule (RCW 9.41.070(4)).

The nonrefundable fee for the original five-year license must be paid upon application. Additional charges imposed by the Federal Bureau of Investigation are payable by the applicant. No other state or local branch or unit of government may impose any additional charges on the applicant for the issuance of the license.

A nonrefundable fee for the renewal of such license, or the replacement of lost or damaged licenses is required of the licensee. No other branch or unit of government may impose any additional charges on the licensee for the renewal of the license.

Payment shall be by cash, check, or money order at the option of the applicant. Additional methods of payment may be allowed at the option of the Chief of Police.

#### **206.4 LICENSE RENEWAL**

A licensee may renew a license if the licensee applies for renewal within 90 days before or after the expiration date of the license. A license so renewed shall take effect on the expiration date of the prior license. A licensee renewing after the expiration date of the license must pay a late renewal penalty in addition to the renewal fee (RCW 9.41.070(9)).

An active-duty member of the armed forces who is unable to renew his/her license within the prescribed time period because of assignment, reassignment, or deployment for out-of-state military service may renew his/her license by the department-established mail renewal procedures or within 90 days after returning to Washington state. Verification for this concealed pistol license renewal exception is subject to the requirements of RCW 9.41.070.

#### **206.5 REVOCATION OF LICENSES**

The Chief of Police shall revoke any license issued pursuant to this policy immediately upon (RCW 9.41.075(1)):

- (a) Discovery that the person was ineligible under RCW 9.41.070 for a concealed pistol license when applying for the license or license renewal.
- (b) Conviction of the licensee of an offense, or commitment of the licensee for mental health treatment, that makes a person ineligible under RCW 9.41.040 to possess a firearm.
- (c) Conviction of the licensee for a third violation of RCW Chapter 9.41 within five calendar years.
- (d) An order that the licensee forfeit a firearm under RCW 9.41.098(1)(d).
- (e) Upon notification from the Department of Licensing that the licensee has lost the licensee's right to possess a firearm as identified in RCW 9.41.047.
- (f) Receipt of an order to surrender and prohibit weapons or an extreme risk protection order, other than an ex parte temporary protection order, issued against the licensee.

# Kirkland Police Department

## Kirkland PD Policy Manual

### *Concealed Pistol License*

---

#### 206.5.1 INELIGIBILITY

Upon discovering a person issued a concealed pistol license was ineligible for the license, the Chief of Police, or their designee, shall contact the Department of Licensing to determine whether the person purchased a pistol while in possession of the license. If the person did purchase a pistol while in possession of the concealed pistol license, and if the person may not lawfully possess a pistol without a concealed pistol license, the Chief of Police, or their designee, shall require the person to present satisfactory evidence of having lawfully transferred ownership of the pistol. The Chief of Police, or their designee, shall require the person to produce the evidence within fifteen days of the revocation of the license (RCW 9.41.075(2)).

#### 206.5.2 FIREARM FORFEITURE

When a licensee is ordered to forfeit a firearm under RCW 9.41.098(1)(d), the Chief of Police shall (RCW 9.41.075(3)):

- (a) On the first forfeiture, revoke the license for one year.
- (b) On the second forfeiture, revoke the license for two years.
- (c) On the third or subsequent forfeiture, revoke the license for five years.

Any person whose license is revoked as a result of a forfeiture of a firearm under RCW 9.41.098(1)(d) may not reapply for a new license until the end of the revocation period.

The Chief of Police, or their designee, shall notify the Department of Licensing in writing of the revocation of a license.

### **206.6 APPEAL PROCESS FOR PISTOL TRANSFERS AND CONCEALED PISTOL LICENSE**

If a person is denied the purchase of a firearm or denied the issuance or renewal of a CPL, he or she can appeal the denial through the denying agency and request the reason for denial.

The denied individual may also appeal through the NICS Section. If the denied individual chooses to appeal through the NICS Section, the denying agency may refer the denied individual to [www.fbi.gov/nics-appeals](http://www.fbi.gov/nics-appeals).

(See Police Support Associate Workbook for full procedure.)

### **206.7 SUSPENSION OF LICENSES**

The Chief of Police shall suspend any license issued pursuant to this policy immediately upon notice from the Department of Licensing that the person has been detained under RCW 71.05.150 or RCW 71.05.153 on the grounds that the person presents a likelihood of serious harm due to a behavioral health disorder (RCW 9.41.049).

The license shall remain suspended for a period of six months from the date the person was released from the behavioral health disorder detention or upon notice from the Department of Licensing of a restoration order (RCW 71.05.182; RCW 9.41.047(3)(f)).

# Kirkland Police Department

## Kirkland PD Policy Manual

### *Concealed Pistol License*

---

#### **206.8 RECIPROCITY**

The Chief of Police will recognize the validity of a concealed pistol license issued from another state if the laws of that state recognize and give effect to a concealed pistol license issued under the laws of the State of Washington (RCW 9.41.073). A nonresident so licensed is authorized to carry a concealed pistol in this state if:

- (a) The licensing state does not issue concealed pistol licenses to persons under twenty-one years of age, and
- (b) The licensing state requires mandatory fingerprint-based background checks of criminal and mental health history for all persons who apply for a concealed pistol license, and
- (c) The Chief of Police will honor such a license only while the license holder is not a resident of this state. A license holder from another state must carry the handgun in compliance with the laws of this state.

#### **206.9 RESIDENCY**

The Chief of Police, or their designee, may issue a license to an applicant if the applicant resides within this City. The Chief of Police, or their designee, may issue a license to a nonresident of the state in accordance with these procedures and state law.

#### **206.10 CONFIDENTIAL RECORDS**

Mental health information received by the Chief of Police pursuant to RCW 9.41.047, RCW 9.41.070, RCW 9.41.090 or RCW 9.41.173 is exempt from disclosure except as provided in RCW 42.56.240 (RCW 9.41.097). Disclosure of information otherwise obtained in the licensing process shall be limited as defined by RCW 42.56.240.

## Retiree Concealed Firearms

### 207.1 PURPOSE AND SCOPE

The purpose of this policy is to provide guidelines for the issuance, denial, suspension or revocation of Kirkland Police Department identification cards under the Law Enforcement Officers' Safety Act (LEOSA) (18 USC § 926C).

### 207.2 POLICY

It is the policy of the Kirkland Police Department to provide identification cards to qualified former or retired officers as provided in this policy.

### 207.3 LEOSA

The Chief of Police may issue an identification card for LEOSA purposes to any qualified former officer of this department who (18 USC § 926C(c)):

- (a) Separated from service in good standing from this department as an officer.
- (b) Before such separation, had regular employment as a law enforcement officer for an aggregate of 10 years or more or, if employed as a law enforcement officer for less than 10 years, separated from service after completing any applicable probationary period due to a service-connected disability as determined by this department.
- (c) Has not been disqualified for reasons related to mental health.
- (d) Has not entered into an agreement with this department where the officer acknowledges that he/she is not qualified to receive a firearm qualification certificate for reasons related to mental health.
- (e) Is not prohibited by federal law from receiving or possessing a firearm.

#### 207.3.1 LEOSA IDENTIFICATION CARD FORMAT

The LEOSA identification card should contain a photograph of the former officer and identify him/her as having been employed as a an officer.

If the Kirkland Police Department qualifies the former officer, the LEOSA identification card or separate certification should indicate the date the former officer was tested or otherwise found by the Department to meet the active duty standards for qualification to carry a firearm.

#### 207.3.2 AUTHORIZATION

Any qualified former law enforcement officer, including a former officer of this department, may carry a concealed firearm under 18 USC § 926C when he/she is:

- (a) In possession of photographic identification that identifies him/her as having been employed as a law enforcement officer, and one of the following:
  1. An indication from the person's former law enforcement agency that he/she has, within the past year, been tested or otherwise found by the law enforcement agency to meet agency-established active duty standards for qualification in firearms training to carry a firearm of the same type as the concealed firearm.

# Kirkland Police Department

## Kirkland PD Policy Manual

### *Retiree Concealed Firearms*

---

2. A certification, issued by either the state in which the person resides or by a certified firearms instructor who is qualified to conduct a firearms qualification test for active duty law enforcement officers within that state, indicating that the person has, within the past year, been tested or otherwise found to meet the standards established by the state or, if not applicable, the standards of any agency in that state.
  - (b) Not under the influence of alcohol or another intoxicating or hallucinatory drug or substance.
  - (c) Not prohibited by federal law from receiving a firearm.
  - (d) Not in a location prohibited by Washington law or by a private person or entity on his/her property if such prohibition is permitted by Washington law.

#### **207.4 WASHINGTON IDENTIFICATION CARD**

The Chief of Police may issue an identification card to a retired officer of this department for the purposes of carrying a concealed weapon within the State of Washington under RCW 9.41.060 who:

- (a) Has retired from this department.
- (b) Did not retire because of a mental or stress-related disability.
- (c) Has not been convicted or found not guilty by reason of insanity of a crime making him/her ineligible for a concealed pistol license.

If issued, the identification card must document all of the above qualifications (RCW 9.41.060).

Any retired person receiving such an identification card shall abide by all of the other requirements of this policy that are applicable to a LEOSA identification card.

#### **207.5 FORMER OFFICER RESPONSIBILITIES**

A former officer with a card issued under this policy shall immediately notify the Chief of Police of his/her arrest or conviction in any jurisdiction, or that he/she is the subject of a court order, in accordance with the Reporting of Employee Convictions Policy.

##### **207.5.1 RESPONSIBILITIES UNDER LEOSA**

In order to obtain or retain a LEOSA identification card, the former officer shall:

- (a) Sign a waiver of liability of the Department for all acts taken related to carrying a concealed firearm, acknowledging both his/her personal responsibility as a private person for all acts taken when carrying a concealed firearm as permitted by LEOSA and also that these acts were not taken as an employee or former employee of the Department.
- (b) Remain subject to all applicable department policies and federal, state and local laws.
- (c) Demonstrate good judgment and character commensurate with carrying a loaded and concealed firearm.

# Kirkland Police Department

## Kirkland PD Policy Manual

### *Retiree Concealed Firearms*

---

- (d) Successfully pass an annual criminal history background check indicating that he/she is not prohibited by law from receiving or possessing a firearm.

#### **207.6 FIREARM QUALIFICATIONS**

The Senior Firearms Instructor may provide former officers from this department an opportunity to qualify. Written evidence of the qualification and the weapons used will be provided and will contain the date of the qualification. The Senior Firearms Instructor will maintain a record of the qualifications and weapons used.

If provided, the qualification shall include the firearms course and certificate developed by the Washington Association of Sheriffs and Police Chiefs (RCW 36.28A.090).

## Internal Inventory

### 208.1 PURPOSE

To provide guidance on the consistent handling of inventory for agency owned property.

### 208.2 STANDARD ISSUED ITEMS

Standard Issued items include uniforms and equipment that are maintained on Basic Equipment checklists when issued to personnel. These checklists are maintained in the Personnel files of the Kirkland Police Department.

#### Administrative Lieutenant

- The Administrative Lieutenant is responsible for the current inventory of all standard issued items, except for keys and key cards.
- The Administrative Lieutenant, or their designee, monitors the inventory of the following items by entering or removing the item from inventory on an electronic spreadsheet:
  1. Portable radios
  2. Body armor
  3. Uniforms

#### Administrative Captain

- The Administrative Captain is responsible for maintaining a current inventory for the following items:
  1. Keys
  2. Key cards
- The Administrative Captain monitors the inventory of these items by entering or removing the item from inventory on files maintained by the Administrative Captain.

### 208.3 EQUIPMENT

#### Firearms Cadre:

- The inventory of Firearms equipment includes the following:
  1. Pistols
  2. Rifles
  3. Ammunition
  4. Simmunition
- The Senior Firearms Instructor maintains responsibility for this inventory and assigns officers to conduct the inventory quarterly.
- Inventory reports are submitted to the Senior Firearms Instructor for review.
- These inventory reports are then forwarded to the Risk Management Lieutenant.

# Kirkland Police Department

## Kirkland PD Policy Manual

### *Internal Inventory*

---

#### Less-Lethal Cadre:

- The inventory of Less-Lethal equipment includes the following:
  1. SL-6
  2. Taser
  3. SL-6 projectiles and Taser cartridges
- The Senior Less-Lethal Instructor maintains responsibility for this inventory and assigns officers to conduct the inventory once a year.
- Inventory reports are submitted to the Senior Less-Lethal Instructor for review.
- These inventory reports are forwarded to the Risk Management Lieutenant.

#### Special Response Team (SRT):

- The inventory of equipment for SRT is maintained electronically on an Excel spreadsheet and the SRT Team Leader maintains responsibility for this inventory.
- An officer is assigned by the SRT Team Leader to the task of maintaining the totals of the inventory in the spreadsheet on a monthly basis.
- The inventory used at training each month is subtracted from the previous total in the spread sheet.
- The spreadsheet is reviewed by the SRT Team Leader on a monthly basis.
- A monthly report is submitted to the Risk Management Lieutenant by the SRT Team Leader.
- The inventory is physically counted at least once a year and compared to the running totals contained in the inventory spreadsheet.

#### Crisis Negotiations Team (CNT):

- The CNT Team Leader maintains responsibility for the inventory of the CNT equipment and assigns officers to conduct the inventory each month.
  - (a) These inventory reports are then forwarded to the Risk Management Lieutenant.

#### Traffic Unit:

- The Traffic Sergeant is responsible for the inventory of the following specialized equipment:
  1. Radars
  2. Lidars
    - (a) Radars and Lidars are inventoried and certified at least once a year.
- Major Crime Response Vehicle
  - (a) Major Crime Response Vehicle equipment is inventoried every month, utilizing form KPD-2007-062.



# Kirkland Police Department

## Kirkland PD Policy Manual

### *Internal Inventory*

---

- i. These inventories are reviewed by the Traffic Sergeant and forwarded to the assigned Operations Lieutenant.

#### Administrative Corporal:

- The Administrative Corporal is responsible for the inventory of the Portable Breath Test machines (PBT).
  - (a) PBT's are inventoried and certified at least twice a year.

## Purchases - Equipment and Supplies

### 209.1 PURPOSE

To provide guidelines for the consistent handling for purchasing equipment or supplies by department personnel.

### 209.2 STANDARDIZED PURCHASES

Uniforms, equipment, and supplies

- (a) All unbudgeted requisitions for the purchase of agency equipment or supplies over \$250 shall be routed through the chain of command to the Chief of Police or his/her designee and coordinated through the Administrative Commander. The Chief of Police, or the Administrative Commander, will approve or deny the request. All unbudgeted requisitions for the purchase of agency equipment or supplies under \$250 shall be routed through the chain of command and may be approved by the employee's Section Lieutenant.
- (b) Section 3.85.060 of the Kirkland Municipal Code states that city employees who exceed their designated purchasing authority and obligate the city to a financial commitment which results in a financial loss to the city may be held personally responsible. The city shall be entitled to recover the full amount of such a loss from the employee.
- (c) Requests for initial purchases of new items should be written on a memo and include:
  - (a) Reason for purchase.
  - (b) Vendor(s) name, address, and phone number
  - (c) Item description, brand name, and stock number.
  - (d) Total cost, including tax.
- (d) Requests for replacement or repair of existing equipment and supplies should be submitted on form KPD-05-255 and can be approved by that employee's Section Lieutenant. The respective Lieutenant will determine if such replacement or repair is warranted and monitor this process, performing audits as needed.
- (e) If approved, a Department credit card may be used to complete the purchase or, upon request, the Administrative Supervisor, or designee, will generate a Purchase Order number for the purchase.
- (f) The following is a schedule of purchasing limits as outlined by the City of Kirkland Finance and Administration Department purchasing guidelines:
  - 1. Purchases between \$7,500 and \$50,000 – Requires at least 3 written competitive quotes or proposals and assistance from the city's purchasing agent. Original quotes need to be filed in Purchasing.
  - 2. Purchases up to \$50,000 – May be made at the Department level with the assistance of the city's purchasing agent.

# Kirkland Police Department

## Kirkland PD Policy Manual

### *Purchases - Equipment and Supplies*

---

3. Purchases greater than \$50,000 – The city's purchasing agent is to be contacted for assistance prior to placing an order in excess of \$50,000.
  - (a) Requires the use of a formal bid or request for proposals. Contact the city's purchasing agent if you are unfamiliar with the process for either a formal bid or request for proposal.

#### **209.3 BIDDING PROCEDURES**

- Governed by ordinance under Kirkland Municipal Code 3.85.090 through 3.85.210
- Non-competitive and special purchase of less than \$7,500 - Section 3.85.080 of the Kirkland Municipal Code provides guidelines on how to complete the non-competitive bidding process with the assistance from the city's purchasing agent.
- Competitive bidding required for purchases over \$50,000 – Section 3.85.040 of the Kirkland Municipal Code provides guidelines on how to complete the competitive bidding process with the assistance from the city's purchasing agent.
- Purchases from/through the United States government may be purchased without calling for competitive bids with the assistance from the city's purchasing agent – Section 3.85.190 of the Kirkland Municipal Code provides guidelines on how to complete a purchase from/through the United States government.
- Waiver of competitive bidding may be waived by the City Manager if the cost is below \$50,000. If the cost exceeds \$50,000, the city manager or designee must provide the city council with documentation of the rationale for waiving the competitive bidding requirements – Section 3.85.210 of the Kirkland Municipal Code provides guidelines on how to request a waiver on the competitive bidding process

#### **209.4 EMERGENCY PURCHASING OR RENTAL AGREEMENTS FOR EQUIPMENT**

Situations may occur which would require an emergency purchase. For example, at a crime scene or major incident, supplies such as food, materials, fuel, etc., may be required that is otherwise unavailable. When this occurs, officers will notify the on duty supervisor who will arrange contact with the necessary vendor(s).

The supervisor, or designee, will explain to the vendor the situation and request purchase/rental, with payment to be arranged by purchase order. The supervisor, or designee, will obtain the equipment/material, then sign and obtain a copy of the receipt or invoice.

The supervisor will write a memo explaining the circumstances to their Lieutenant via the chain of command, including the receipt or invoice.

The Administrative Supervisor will, on the next appropriate day of work after the incident (and upon receipt of the memo), issue a purchase order to the vendor for processing.

## Bail and Service Fees Collection

### 210.1 PURPOSE

To provide guidelines for the consistent handling of bail and service fees.

- Bail money and service fees are accepted by Records Unit personnel or Corrections Officers. Upon receipt, the fees should be documented, receipted and placed in a permanently mounted steel lock box in the Records Unit until processed for deposit or transfer to the City Cashier.
- The Records Supervisor, or their appointee, is responsible for processing of all bail money and services fees for deposit or transfer to the City Cashier.

### 210.2 ACCEPTING BAIL (KIRKLAND CHARGES)

#### Cash / Money Orders / Cashier's Checks

- Receipt – accept the cash, money order, or cashier's check and complete a receipt.
  - Personal checks are not accepted.
- White copy of receipt – goes to the person submitting the cash, money order, or cashier's check.
- Yellow copy of receipt – is placed in the safe at the Records Unit with the money, money order, or cashier's check.
- Pink copy of receipt – kept in the Records Unit on the pink receipt clipboard.

#### Bail Bond

- Receipt - review the bond and accept it, if it meets the requirements for bail.
- White copy of receipt – goes to the bail bondsman.
- Yellow copy of receipt – the defendant signs the Bail Bond and that is attached to the yellow receipt and then these items are placed in the safe at the Records Division.
- Pink copy of receipt – marked with the date and initials and kept in the Records Division on the pink receipt board.

### 210.3 ACCEPTING BAIL (OUTSIDE AGENCY CHARGES)

#### Warrant Abstract

When someone is here to pay for an outside agency bail, you must get an abstract on the warrant from NORCOM so you know how much and where to send the bail collected.

#### Cash / Money Orders / Cashier's Check

- Receipt – accept the cash, money order, or cashier's check and complete a receipt.
- White copy of receipt – goes to the person submitting the cash, money order, or cashier's check.
- Yellow copy of receipt – is attached with the money, money order, or cashier's check and these items are placed in the safe in the Records Division.

# Kirkland Police Department

## Kirkland PD Policy Manual

### *Bail and Service Fees Collection*

---

- Pink copy of receipt – kept in the Records Unit on the pink receipt clipboard.
- Cash Transmittal form – complete and attach this to the Yellow copy of receipt and the cash, money order, or cashier's check.
- Bail Collection letter - type a bail collection letter (form KPD-2007-151), make a photocopy, and prepare an envelope addressed to the receiving agency.
- City Cashier – submit the following to the City Cashier:
  - Yellow copy of receipt
  - Money, money order, or cashier's check
  - Bail Collection letter and envelope
  - Warrant Abstract
- Teletype – send a teletype to the agency that you have collected the money (ACCESS Bail Collection Form).

### **Bonds**

- Receipt - review the bond and accept it, if it meets the requirements for bail.
- White copy of receipt – goes to the bail bondsman.
- Yellow copy of receipt – attached to bond and mailed directly to the agency listed on the abstract.
- Pink copy of receipt – kept in the Records Unit on the pink receipt clipboard.

### **210.4 FELONY BAIL**

All felony bail money received must be receipted and put in the safe at the Records Unit.

- (a) Felony bail money is held at KPD for 72 hours, then:
  1. Money is returned to the payee.
  2. There is a determination for a new bail amount by the King County Prosecutor's Office.
- (b) Returning Cash
  1. Yellow copy of receipt – take this upstairs with the cash, money order, cashier's check and a cash transmittal form to the City Cashier at City Hall.
  2. Check to Payee – attach a request for refund form and a memo to request refund for a check which will be issued to the Payee. This form is to be submitted with the Yellow receipt, letter to payee and addressed envelope.
- (c) City Cashier
  1. The City Cashier will log the transfer, recording the date and time.
  2. A check is prepared and mailed to the person who had posted the bail money.
- (d) Returning Bond
  1. Yellow copy of receipt – is returned with the bond to the Bail Bondsman.

# Kirkland Police Department

## Kirkland PD Policy Manual

### *Bail and Service Fees Collection*

---

#### **210.5 DEPOSIT OF BAIL**

##### **Processing**

All cash, money orders, and cashier's checks for Clyde Hill, Kirkland and Medina charges are counted and listed on a bank deposit slip and placed in a bank deposit bag. Bail is checked on Tuesdays and Fridays, while the deposit occurs on Wednesdays

##### **Deposit slip**

- Deposit Slip – completed and marked with the bank bag number.
- White copy of deposit slip – submitted with cash, money orders, & cashier's checks and placed in the bank deposit bag.
- Yellow copy of deposit Slip – attached to the Yellow bail receipts and placed in the Kirkland Municipal Court basket.
- Pink copy of deposit slip – kept in the Records Unit on the pink receipt board.

##### **Pink copies of bail receipts**

- Write the bank bag number, date of deposit, and initials on each Pink copy of bail receipt that was deposited.

##### **City Cashier**

- The sealed bank bag containing the cash, money orders, cashier's checks and deposit slip are taken to the City Cashier upstairs at Kirkland City hall.
- The City Cashier will log the transfer, recording the date, deposit bag number and amount.
- Cashier's checks and money orders must be stamped on the back with the City of Kirkland deposit stamp, prior to being placed in the sealed bank bag.

#### **210.6 SERVICE FEES**

##### **Service Fees:**

Fees collected by the Kirkland Police Department for such services as processing Concealed Pistol Licenses, applicant fingerprints, pet licenses and other miscellaneous fees are receipted and placed in the permanently mounted steel safe in the Records Unit.

##### **Accepting Service Fees**

- Receipt – accept the credit card, cash, money order, personal check or cashier's check and complete a receipt.
- Copies of the receipt should be distributed as follows:
  - One copy to the payee.
  - One copy attached to the payment/funds and placed in the safe.
  - One copy attached to the paperwork (Concealed Pistol License application, Pet License Renewal form, etc.)

# Kirkland Police Department

## Kirkland PD Policy Manual

### *Bail and Service Fees Collection*

---

#### **Deposit of Service Fees**

- Service fees are reconciled weekly.
- The deposit is prepared and picked up by an armored security cash handling company (Loomis) weekly.
- Reconciliation documents are submitted to the Finance Department weekly.

## **Chapter 3 - General Operations**



## Use of Force

### 300.1 PURPOSE AND SCOPE

This policy is intended to provide clarity to officers and promote safety for all by ensuring that all available and appropriate de-escalation techniques are used when possible, force is used appropriately only when necessary, and the amount of force used is proportional to the threat or resistance the officer encounters as well as the seriousness of the law enforcement objective that is being served.

While there is no way to specify the exact amount or type of reasonable force to be applied in any situation, every member of this department is expected to use these guidelines to make such decisions in a professional, impartial, and reasonable manner.

In addition to those methods, techniques, and tools set forth below, the guidelines for the reasonable application of force contained in this policy shall apply to all policies addressing the potential use of force, including but not limited to the Control Devices and Techniques and Conducted Energy Device policies.

This policy follows both State and Federal law, specifically, but not limited to RCW 10.116 and 10.120 and is also consistent with the Washington State Office of the Attorney General Model Use of Force Policy.

#### 300.1.1 DEFINITIONS

Definitions related to this policy include:

**Chokehold** - The intentional application of direct pressure to a person's trachea or windpipe for the purpose of restricting another person's airway (RCW 10.116.020).

**Deadly force** - The intentional application of force through the use of firearms or any other means reasonably likely to cause death or serious physical injury (RCW 9A.16.010).

**De-escalation** - Taking action to stabilize the situation and reduce the immediacy of the threat so that more time, options and resources are available to resolve the situation. The goal of de-escalation is to gain voluntary compliance of subjects, when feasible, and thereby reduce or eliminate the necessity to use physical force.

**De-escalation tactics** - Actions used by a peace officer that are intended to minimize the likelihood of the need to use force during an incident. (RCW 10.120.010)

**Feasible** - Reasonably capable of being done or carried out under the circumstances to successfully achieve the arrest or lawful objective without increasing risk to the officer or another person.

**Flight** - An act or instance of running away in an effort to leave and intentionally evade law enforcement.

**Imminent threat of bodily injury** - Based on the totality of the circumstances, it is objectively reasonable to believe that a person has the present and apparent ability, opportunity, and intent

# Kirkland Police Department

## Kirkland PD Policy Manual

### *Use of Force*

---

to cause bodily injury to the officer, another person, or the person against whom force is being used. (**Imminent** - Ready to take place; impending. Note that imminent does not mean immediate or instantaneous.)

**Immediate threat of serious bodily injury or death** - Based on the totality of the circumstances, it is objectively reasonable to believe that a person has the present and apparent ability, opportunity, and intent to immediately cause death or serious bodily injury to the officer or another person. ((RCW 10.120.020)

**Less lethal alternatives** - Include, but are not limited to, verbal warnings, de-escalation tactics, conducted energy weapons, devices that deploy oleoresin capsicum, batons, and beanbag rounds

**Necessary** - Under the totality of the circumstances, a reasonably effective alternative to the use of physical force or deadly force does not appear to exist, and the type and amount of physical force or deadly force used was a reasonable and proportional response to effect the legal purpose intended or protect against the threat posed to the officer or others. (RCW 10.120.010)

**Necessary** - No reasonably effective alternative to the use of force appeared to exist and that the amount of force used was reasonable to effect the lawful purpose intended. (RCW 9A.16.010)

**Neck restraint** - Any vascular compression or similar restraint, hold, or other tactic in which pressure is applied to the neck for the purpose of constricting blood flow (RCW 10.116.020)

**Physical force** - Any act reasonably likely to cause physical pain or injury or any other act exerted upon a person's body to compel, control, constrain, or restrain the person's movement. Physical force does not include pat-downs, incidental touching, verbal commands, or compliant handcuffing where there is no physical pain or injury (RCW 10.120.010).

**Show of Force** - The presentation or demonstration of less lethal or lethal tools by an officer directed at an intended person(s) with an intent to cause a change in a person(s) behavior. This may or may not include a verbal or visual warning depending on the situation. The goal of a show of force is to de-escalate a volatile situation, gain compliance of an unwilling person(s), direct the movements of or otherwise control a person(s).

**Use of Force** - The application of physical techniques or tactics, chemical agents, or weapons to another person(s) in an attempt to physically control an unwilling person(s), whether the application was effective or not. It is not a use of force when a person allows him/herself to be searched, escorted, handcuffed, or restrained.

**Totality of the circumstances** - All facts known to the officer leading up to and at the time of the use of force, and includes the actions of the person against whom the officer uses such force, and the actions of the officer ((RCW 10.120.010)

### **300.2 POLICY**

The use of force by law enforcement personnel is a matter of critical concern, both to the public and to the law enforcement community. Officers are involved on a daily basis in numerous and varied interactions and, when warranted, may use reasonable force in carrying out their duties.

# Kirkland Police Department

## Kirkland PD Policy Manual

### *Use of Force*

---

Officers must have an understanding of, and true appreciation for, their authority and limitations. This is especially true with respect to overcoming resistance while engaged in the performance of law enforcement duties.

It is the fundamental duty of law enforcement to preserve and protect all human life (RCW 10.120.010). Officers shall respect and uphold the dignity of all persons and use their authority in a bias-free manner.

The proper use of force is essential to ensure impartial policing and build trust in the community. While there are circumstances where individuals will not comply with the law unless compelled or controlled by officers through the use of force, officers must remain mindful that they derive their authority from the community and that unreasonable force degrades the legitimacy of that authority (Washington State Office of the Attorney General Model Use of Force Policy).

Vesting officers with the authority to use reasonable force and to protect the public welfare requires monitoring, evaluation, and a careful balancing of all interests.

Nothing in this policy limits or restricts an officer's authority or responsibility to perform lifesaving measures or community caretaking functions or prevents an officer from responding to requests for assistance or service (RCW 10.120.020).

An officer may not use any force tactics prohibited by law or Department policy, except to protect the officer's life or the life of another person from an imminent threat.

#### 300.2.1 DUTY TO INTERVENE AND REPORT

Any officer present and observing another law enforcement officer using or attempting to use force that, from the witnessing officer's perspective at the time of the incident, exceeds the force permitted by law or this Department's policy or that is clearly beyond that which is objectively reasonable under the circumstances shall, when in a position to do so, intervene to end or prevent the use of excessive or unreasonable force. (RCW 10.93.190)

Any officer who observes another law enforcement officer use force or attempt to use force that, from the witnessing officer's perspective at the time of the incident, exceeds the force permitted by law or this Department's policy or that is clearly beyond that which is objectively reasonable under the circumstances shall report these observations to a supervisor as soon as feasible. (RCW 10.93.190)

#### 300.2.2 PERSPECTIVE

When observing or reporting force or attempted use of force by a law enforcement officer, each witnessing officer should take into account the totality of the circumstances. If the witnessing officer determines that intervention is necessary, the witnessing officer should, in determining how to intervene, consider the possibility that other law enforcement officers may have additional information regarding the threat posed by the subject.

# Kirkland Police Department

## Kirkland PD Policy Manual

### *Use of Force*

---

#### 300.2.3 ADDITIONAL STATE REQUIREMENTS ON THE DUTY TO INTERVENE AND REPORT

An officer shall not be disciplined for or retaliated against in any way for intervening in good faith or for reporting in good faith the unreasonable use of force by another law enforcement officer (RCW 10.93.190) (see the Anti-Retaliation Policy).

#### 300.2.4 CRITICAL DECISION MAKING

Use of critical decision making can help officers achieve the expectations outlined in this manual. When safe and feasible, when making or considering whether to make contact with a member of the public, officers should (Washington State Office of the Attorney General Model Use of Force Policy):

- (a) Begin assessment and planning with available facts before arriving at the scene.
- (b) Request available resources, as needed, such as a crisis intervention team or other appropriate specialty unit or professionals.
- (c) Collect information when on scene.
- (d) Assess situations, threats, and risks.
- (e) Identify options for conflict resolution.
- (f) Determine a reasonable course of action.
- (g) Review and re-assess the situation as it evolves.

Nothing in this policy precludes officers from taking quick action when faced with a life-threatening situation, such as an active shooter. When safe and feasible, officers should not unnecessarily jeopardize their own safety or the safety of others through tactical decisions that unreasonably place themselves or others at risk including but not limited to (Washington State Office of the Attorney General Model Use of Force Policy):

- (a) Immediately approaching a person without proper evaluation of the situation.
- (b) Leaving insufficient space between an officer and the person.
- (c) Not providing time for a person to comply with commands.
- (d) Unnecessarily escalating a situation.

### **300.3 USE OF FORCE**

Officers shall use only the least amount of force that reasonably appears necessary given the facts and circumstances perceived by the officer at the time of the event to accomplish a legitimate law enforcement purpose. Officers shall use reasonable care when determining whether to use and when using any physical force or deadly force against another person (RCW 10.120.020).

The reasonableness of force will be judged from the perspective of a reasonable officer on the scene at the time of the incident. Any evaluation of reasonableness must allow for the fact that officers are often forced to make split-second decisions about the amount of force that reasonably appears necessary in a particular situation, with limited information and in circumstances that are tense, uncertain, and rapidly evolving.

# Kirkland Police Department

## Kirkland PD Policy Manual

### *Use of Force*

---

Given that no policy can realistically predict every possible situation an officer might encounter, officers are entrusted to use well-reasoned discretion in determining the appropriate use of force in each incident.

It is also recognized that circumstances may arise in which officers reasonably believe that it would be impractical or ineffective to use any of the tools, weapons, or methods provided by this department. Officers may find it more effective or reasonable to improvise their response to rapidly unfolding conditions that they are confronting. In such circumstances, the use of any improvised device or method must nonetheless be reasonable and utilized only to the degree that reasonably appears necessary to accomplish a legitimate law enforcement purpose.

While the ultimate objective of every law enforcement encounter is to avoid or minimize injury, nothing in this policy requires an officer to retreat or be exposed to possible physical injury before applying reasonable force.

#### 300.3.1 ALTERNATIVE TACTICS - DE-ESCALATION

When possible, officers shall use all reasonably available and appropriate de-escalation tactics prior to using force (RCW 10.120.020).

Depending on the circumstances, officers have a number of de-escalation tactics to choose from which include but are not limited to (Washington State Office of the Attorney General Model Use of Force Policy):

- (a) Employing tactical positioning and repositioning to maintain the benefit of distance and cover, such as backing away from the person to re-assess and determine which tactics to use.
- (b) Placing barriers or using existing structures to provide a shield or other protection between officers and a person.
- (c) Attempting to slow down or stabilize the situation to allow for the consideration and arrival of additional resources that may increase the likelihood of a safe resolution.
- (d) Requesting and using available support and resources, such as a crisis intervention team, a designated crisis responder, other behavioral health providers, or back-up officers, including more experienced officers or supervisors.
- (e) Using clear instructions and verbal persuasion.
- (f) Employing verbal and non-verbal communication techniques to calm a person (e.g., speaking slowly, regulating tone and body language, uncrossing one's arms, minimizing hand gestures, reducing bright, flashing lights and sirens).
- (g) Attempting to communicate in non-verbal ways when verbal instructions would be inadequate (e.g., when the person and officer speak different languages, the person is unable to hear or understand instructions).
- (h) Communicating in a way that demonstrates respect for people's dignity (e.g., clearly explaining the officer's actions and expectations, listening to the person's questions and concerns and responding respectfully, being neutral and fair when making decisions).

# Kirkland Police Department

## Kirkland PD Policy Manual

### *Use of Force*

---

- (i) When there are multiple officers, designating one officer to communicate in order to avoid competing or confusing commands.
- (j) Exhibiting patience while using all available and appropriate tactics and resources to provide as much time as needed to resolve the incident without using force.

#### 300.3.2 PERMISSIBLE USES OF FORCE

An officer may use force upon another person to the extent necessary under these circumstances to (RCW 10.120.020):

- (a) Protect against a criminal offense when there is probable cause that the person has committed, is committing, or is about to commit the offense.
- (b) Effect an arrest.
- (c) Prevent an escape as defined under chapter 9A.76 RCW.
- (d) Take a person into custody, transport a person for evaluation or treatment, or provide other assistance under the Involuntary Treatment Act: Criminal Insane Procedures RCW 10.77; Behavioral Health Disorders RCW 71.05; or Behavioral Health Services for Minors RCW 71.34.
- (e) Take a minor into protective custody when authorized or directed by statute.
- (f) Execute or enforce a court order authorizing or directing an officer to take a person into custody.
- (g) Execute a search warrant.
- (h) Execute or enforce an oral directive issued by a judicial officer in the courtroom or a written order where the court expressly authorizes an officer to use force to execute or enforce the directive or order.
- (i) Prevent a person from fleeing or stop a person who is actively fleeing a lawful temporary investigative detention, provided that the person has been given notice that the person is being detained and is not free to leave.
- (j) Take a person into custody when authorized or directed by statute.
- (k) Protect against an imminent threat of bodily injury to the officer, another person, or the person against whom force is being used.

Officers shall terminate the use of force as soon as the necessity for such force ends (RCW 10.120.020).

Nothing in this section:

- (a) Limits or restricts a peace officer's authority or responsibility to perform lifesaving measures or to perform community caretaking functions to ensure health and safety including, but not limited to, rendering medical assistance, performing welfare checks, or assisting other first responders and medical professionals;
- (b) Prevents a peace officer from responding to requests for assistance or service from first responders, medical professionals, behavioral health professionals, social service

# Kirkland Police Department

## Kirkland PD Policy Manual

### *Use of Force*

---

providers, designated crisis responders, shelter or housing providers, or any member of the public;

- (c) Permits a peace officer to use physical force or deadly force in a manner or under such circumstance that would violate the United States Constitution or state Constitution.

#### 300.3.3 IDENTIFICATION, WARNING, AND OPPORTUNITY TO COMPLY PRIOR TO THE USE OF FORCE

When safe and feasible, prior to the use of force, officers should (Washington State Office of the Attorney General Model Use of Force Policy):

- (a) Identify themselves as law enforcement officers.
  - 1. Identification is unnecessary when the officer has objectively reasonable grounds to believe the person is aware of this fact.
- (b) Attempt to determine whether the person has a special need, mental condition, physical limitation, developmental disability, language barrier, or other factor that may impact the person's ability to understand and comply with officer commands.
- (c) Provide clear instructions and warnings.
- (d) Warn a person that force will be used unless the person's resistance ceases.
- (e) Give the person a reasonable opportunity to comply with the warning that force may be used.

#### 300.3.4 FACTORS USED TO DETERMINE THE REASONABLENESS OF FORCE

When determining whether to apply force and evaluating whether an officer has used reasonable force, a number of factors should be taken into consideration, as time and circumstances permit. These factors include but are not limited to (RCW 10.120.020):

- (a) Immediacy and severity of the threat to officers or others.
- (b) The conduct of the individual being confronted, as reasonably perceived by the officer at the time.
- (c) Officer/subject factors (e.g., age, size, relative strength, skill level, injuries sustained, level of exhaustion or fatigue, the number of officers available vs. subjects).
- (d) The effects of suspected drug or alcohol use.
- (e) The individual displays signs of mental, behavioral, or physical impairments or disabilities, including individuals who reasonably appear suicidal.
- (f) The individual is experiencing perceptual or cognitive impairments typically related to the use of alcohol, narcotics, hallucinogens, or other drugs
- (g) The individual's ability to understand and comply with officer commands.
- (h) Proximity of weapons or dangerous improvised devices.
- (i) The degree to which the individual has been effectively restrained and the individual's ability to resist despite being restrained.

# Kirkland Police Department

## Kirkland PD Policy Manual

### *Use of Force*

---

- (j) The availability of other reasonable and feasible options and their possible effectiveness.
- (k) Seriousness of the suspected offense or reason for contact with the individual.
- (l) Training and experience of the officer.
- (m) Potential for injury to officers, suspects, and others.
- (n) Whether the individual appears to be resisting, attempting to evade arrest by flight, or is attacking the officer.
- (o) The risk and reasonably foreseeable consequences of escape.
- (p) The apparent need for immediate control of the individual or a prompt resolution of the situation.
- (q) Whether the conduct of the individual being confronted no longer reasonably appears to pose an imminent threat to the officer or others.
- (r) Prior contacts with the individual or awareness of any propensity for violence.
- (s) The individual is visibly pregnant or claims to be pregnant.
- (t) The individual is a minor, appears to be a minor, or claims to be a minor.
- (u) The individual is known to be a vulnerable adult or appears to be a vulnerable adult as defined by RCW 74.34.020.
- (v) The individual has limited English proficiency.
- (w) The individual is in the presence of a child.
- (x) Any other exigent circumstances.

#### 300.3.5 PAIN COMPLIANCE TECHNIQUES

Pain compliance techniques may be effective in controlling a physically or actively resisting individual. Officers may only apply those pain compliance principles for which they have successfully completed department-approved training. Officers utilizing any pain compliance technique should consider:

- (a) The degree to which the application of the technique may be controlled given the level of resistance.
- (b) Whether the individual can comply with the direction or orders of the officer.
- (c) Whether the individual has been given sufficient opportunity to comply.

As with any use of physical force, the application of any pain compliance technique shall be discontinued once the officer determines that compliance has been achieved.

#### 300.3.6 RESTRICTIONS ON RESPIRATORY RESTRAINTS

Officers of this department are not authorized to use respiratory restraints, also known as chokeholds or neck restraints (RCW 10.116.020).



# Kirkland Police Department

## Kirkland PD Policy Manual

### *Use of Force*

---

#### **300.4 DEADLY FORCE APPLICATIONS**

When reasonable, the officer should, prior to the use of deadly force, make efforts to identify themselves as a peace officer and to warn that deadly force may be used, unless the officer has objectively reasonable grounds to believe the person is aware of those facts.

Use of deadly force is only justified when the officer reasonably believes it is necessary in the following circumstances (RCW 10.120.020):

- (a) An officer may use deadly force to protect the officer or others from what the officer reasonably believes is an immediate threat of serious physical injury or death.
- (b) An officer may use deadly force to stop a fleeing subject when the officer has probable cause to believe that the individual has committed, or intends to commit, a felony involving the infliction or threatened infliction of serious bodily injury or death, and the officer reasonably believes that there is an immediate threat of serious bodily injury or death to any other person if the individual is not immediately apprehended. Under such circumstances, a verbal warning should precede the use of deadly force, where feasible.

However, an officer should not use deadly force against a person whose actions are a threat solely to themselves or property.

For purposes of deadly force, an "immediate threat of serious physical injury or death" is defined above (RCW 10.120.020).

##### **300.4.1 MOVING VEHICLES**

Shots fired at or from a moving vehicle are rarely effective and involve considerations and risks in addition to the justification for the use of deadly force.

An officer may not fire a weapon upon a moving vehicle unless necessary to protect against an imminent threat of serious bodily injury resulting from the operator's or a passenger's use of a deadly weapon. A vehicle is not considered a deadly weapon unless the operator is using the vehicle as a deadly weapon and no other reasonable means to avoid potential serious harm are immediately available to the officer. (RCW 10.116.060).

When feasible, officers shall attempt to move out of the path of a moving vehicle rather than discharge their weapon at the operator.

Officers should not shoot at any part of a vehicle in an attempt to disable the vehicle.

An officer should not discharge a firearm from a moving vehicle, unless a person is immediately threatening the officer or another person with deadly force.

##### **300.4.2 DRAWING AND POINTING A FIREARM**

- (a) An officer should only draw a firearm in the low-ready position (i.e., unholstered but out of the officer's visual field) when the officer makes reasonable observations based on the totality of the circumstances that the situation may evolve to the point where deadly force would be justified.
- (b) An officer should only point a firearm at a person when deadly force is justified.

# Kirkland Police Department

## Kirkland PD Policy Manual

### *Use of Force*

---

- (c) When it is determined that the use of deadly force is not necessary, the officer should, as soon as safe and feasible, lower, holster, or secure the firearm.
- (d) Pointing a firearm at a person is a reportable show of force and its justification and circumstances shall be documented in accordance with procedures set by the statewide use of force data collection program (RCW 10.118.030).

#### **300.4.3 RESTRICTED USE**

Officers should not use a firearm in the following circumstances (Washington State Office of the Attorney General Model Use of Force Policy):

- (a) As an impact weapon except when deadly force is justified.
- (b) When it appears likely that an innocent person may be injured by the officer discharging the firearm in the direction of an innocent person.
- (c) When discharging or pointing a firearm at a person who presents a danger only to themselves and does not have the apparent ability, opportunity, and intent to immediately cause death or serious bodily injury to the officer or another person.
- (d) When discharging or pointing a firearm at a person who presents a danger only to property and does not have the apparent opportunity or intent to immediately cause death or serious bodily injury to the officer or another person.

#### **300.4.4 DISCHARGE OF FIREARMS**

Officers are only permitted to discharge a firearm at a person in situations where deadly force is justified. Each discharge of the firearm must be justified. When feasible, officers shall give a verbal warning that a firearm will be discharged. Prior to the decision to use a firearm, officers should consider field of fire, backdrop, bystanders, potential for ricochet, and other risks of life (Washington State Office of the Attorney General Model Use of Force Policy).

#### **300.5 REPORTING THE USE OF FORCE**

Any use of physical force or show of force by a member of this department shall be documented promptly, completely, and accurately in an appropriate report, depending on the nature of the incident. The officer should articulate the factors perceived, why he/she believed the use of physical force or show of force was reasonable under the circumstances, and what de-escalation techniques were utilized prior to and during the use of force.

To collect data for purposes of training, resource allocation, analysis, and related purposes, the Department may require the completion of additional report forms, as specified in department policy, procedure, or law. See the Report Preparation Policy for additional circumstances that may require documentation.

##### **300.5.1 NOTIFICATIONS TO SUPERVISORS**

Supervisory notification shall be made as soon as practicable following the application of force in any of the following circumstances:

- (a) The application caused a visible injury.

# Kirkland Police Department

## Kirkland PD Policy Manual

### *Use of Force*

---

- (b) The application would lead a reasonable officer to conclude that the individual may have experienced more than momentary discomfort.
- (c) The individual subjected to the force complained of injury or continuing pain.
- (d) The individual indicates intent to pursue litigation.
- (e) Any application of the conducted energy device or control device.
- (f) Any application of a restraint device other than handcuffs, shackles, or belly chains.
- (g) Any application of a neck restraint
- (h) The individual subjected to the force was rendered unconscious.
- (i) An individual was struck or kicked.
- (j) An individual alleges unreasonable force was used or that any of the above has occurred.

#### **300.5.2 NOTIFICATION TO INDIAN AFFAIRS**

When the use of force by an officer results in the death of a person who is an enrolled member of a federally recognized Indian tribe, notification shall be made to the Governor's Office of Indian Affairs within a reasonable period of time, but not more than 24 hours after the department has good reason to believe the person was an enrolled member. Notice shall include sufficient information for the Governor's Office of Indian Affairs to attempt to identify the deceased person and tribal affiliation (RCW 10.114.021).

#### **300.5.3 NOTIFICATION TO CRIMINAL JUSTICE TRAINING COMMISSION (CJTC)**

Notification shall be made to CJTC within 15 days of learning of the occurrence of any death or serious injury caused by or potentially caused by the use of force by an officer (RCW 43.101.135).

#### **300.5.4 REPORTING TO WASHINGTON STATEWIDE USE OF FORCE DATA PROGRAM**

The Department shall submit reports regarding use of force incidents as provided by RCW 10.118.030 to the Washington statewide use of force data program in the format and time frame established by the program (RCW 10.118.030).

#### **300.6 MEDICAL CONSIDERATIONS**

Once it is reasonably safe to do so, medical assistance shall be obtained for any person who exhibits signs of physical distress, has sustained visible injury, expresses a complaint of injury or continuing pain, or was rendered unconscious. Any individual exhibiting signs of physical distress after an encounter should be continuously monitored until the individual can be medically assessed. Individuals should not be placed on their stomachs for an extended period, as this could impair their ability to breathe (RCW 10.93.190).

Based upon the officer's initial assessment of the nature and extent of the individual's injuries, medical assistance may consist of examination by an emergency medical services provider or medical personnel at a hospital or jail. If any such individual refuses medical attention, such a refusal shall be fully documented in related reports and, whenever practicable, should be

# Kirkland Police Department

## Kirkland PD Policy Manual

### *Use of Force*

---

witnessed by another officer and/or medical personnel. If a recording is made of the contact or an interview with the individual, any refusal should be included in the recording, if possible.

The on-scene supervisor or, if the on-scene supervisor is not available, the primary handling officer shall ensure that any person providing medical care or receiving custody of a person following any use of force is informed that the person was subjected to force. This notification shall include a description of the force used and any other circumstances the officer reasonably believes would be potential safety or medical risks to the subject (e.g., prolonged struggle, extreme agitation, impaired respiration).

Individuals who exhibit extreme agitation, violent irrational behavior accompanied by profuse sweating, extraordinary strength beyond their physical characteristics, and imperviousness to pain, or who require a protracted physical encounter with multiple officers to be brought under control, may be at an increased risk of sudden death. Calls involving these persons should be considered medical emergencies. Officers who reasonably suspect a medical emergency should request medical assistance as soon as practicable and have medical personnel stage away.

See the Medical Aid and Response Policy for additional guidelines.

#### **300.7 SUPERVISOR RESPONSIBILITIES**

A supervisor should respond to a reported application of force resulting in visible injury, if reasonably available. When a supervisor is able to respond to an incident in which there has been a reported application of force, the supervisor is expected to:

- (a) Obtain the basic facts from the involved officers. Absent an allegation of misconduct or excessive force, this will be considered a routine contact in the normal course of duties.
- (b) Ensure that any injured parties are examined and treated.
- (c) When possible, separately obtain a recorded interview with the individual upon whom force was applied. If this interview is conducted without the individual having voluntarily waived the individual's *Miranda* rights, the following shall apply:
  1. The content of the interview should not be summarized or included in any related criminal charges.
  2. The fact that a recorded interview was conducted should be documented in a property or other report.
  3. The recording of the interview should be distinctly marked for retention until all potential for civil litigation has expired.
- (d) Once any initial medical assessment has been completed or first aid has been rendered, ensure that photographs have been taken of any areas involving visible injury or complaint of pain, as well as overall photographs of uninjured areas.
  1. These photographs should be retained until all potential for civil litigation has expired.
- (e) Identify any witnesses not already included in related reports.

# Kirkland Police Department

## Kirkland PD Policy Manual

### *Use of Force*

---

- (f) Review and approve all related reports.
- (g) Determine if there is any indication that the individual may pursue civil litigation.
  - 1. If there is an indication of potential civil litigation, the supervisor should complete and route a notification of a potential claim through the appropriate channels.
- (h) Evaluate the circumstances surrounding the incident and initiate an administrative investigation if there is a question of policy noncompliance or if for any reason further investigation may be appropriate.

In the event that a supervisor is unable to respond to the scene of an incident involving the reported application of force, the supervisor is still expected to complete as many of the above items as circumstances permit.

When an incident results in death, serious bodily harm, or great bodily harm, a member of command staff shall immediately contact the Office of Independent Investigations pursuant to the procedures established by the Office of Independent Investigation (RCW 43.102.120).

#### 300.7.1 SECTION LIEUTENANT RESPONSIBILITY

The Section Lieutenant shall review each use of force by any personnel within his/her command to ensure compliance with this policy and to address any training issues.

### **300.8 TRAINING**

All officers and supervisors shall receive training consistent with this policy and related use of force policies at least annually. Training should (Washington State Office of the Attorney General Model Use of Force Policy):

- Be a combination of classroom and scenario-based learning.
- Include community partners, when relevant and feasible.
- Incorporate cultural competency to understand disproportionately impacted communities, and how racialized experiences of policing and the criminal justice system may impact interactions with police.

This policy should be incorporated into defensive tactics curricula.

#### 300.8.1 TRAINING REQUIREMENTS

Required annual training shall include:

- (a) Legal updates.
- (b) De-escalation tactics, including reasonably effective alternatives to force including applicable legal requirements (RCW 10.120.010).
- (c) The duty to intervene.
- (d) The duty to request and/or render medical aid.
- (e) Warning shots (see the Firearms Policy).

# Kirkland Police Department

## Kirkland PD Policy Manual

### *Use of Force*

---

- (f) Guidelines regarding vulnerable populations, including but not limited to children, elderly, pregnant persons, and individuals with physical, mental, or intellectual disabilities.
- (g) Exercising reasonable care in determining when to use force.
- (h) Evaluation of whether certain applications of force are reasonable and proportional to the threat or resistance.
- (i) All other subjects covered in this policy (e.g., use of deadly force, choke holds and neck restraints, discharge of a firearm at or from a moving vehicle, verbal warnings).

#### **300.9 USE OF FORCE ANALYSIS**

Annually, the Administrative Lieutenant shall prepare an annual management review and analysis report on use of force incidents. The report shall be submitted to and reviewed and approved through the chain of command to the Chief of Police. The report should not contain the names of officers, suspects, or case numbers and should include:

- (a) The identification of any trends in the use of force by members.
- (b) Training needs recommendations.
- (c) Equipment needs recommendations.
- (d) Policy revision recommendations.

## Use of Force Review Boards

### 301.1 PURPOSE AND SCOPE

This policy establishes a process for the Kirkland Police Department to review the use of force by its employees.

This review process shall be in addition to any other review or investigation that may be conducted by any outside or multi-agency entity having jurisdiction over the investigation or evaluation of the use of deadly force.

### 301.2 POLICY

The Kirkland Police Department will objectively evaluate the use of force by its members to ensure that their authority is used lawfully, appropriately and is consistent with training and policy.

### 301.3 REMOVAL FROM LINE DUTY ASSIGNMENT

Generally, whenever an employee's actions or use of force in an official capacity, or while using department equipment, results in death or very serious injury to another, that employee will be placed in a temporary administrative assignment pending an administrative review. The Chief of Police may exercise discretion and choose not to place an employee in an administrative assignment in any case.

### 301.4 REVIEW BOARD

The Use of Force Review Board will be convened when the use of force by a member of the Kirkland Police Department results in very serious injury or death to another.

The Use of Force Review Board will investigate and review the circumstances surrounding every accidental or intentional discharge of a firearm that results in an injury, whether the employee was on- or off-duty, excluding training or recreational use.

The Chief of Police may request the Use of Force Review Board to investigate the circumstances surrounding any use of force incident.

The Professional Standards Deputy Chief will convene the Use of Force Review Board as necessary. It will be the responsibility of the Division Lieutenant or supervisor of the involved employee to notify the Professional Standards Deputy Chief of any incidents requiring board review. The involved employee's Division Lieutenant will also ensure that all relevant reports, documents and materials are available for consideration and review by the board.

#### 301.4.1 COMPOSITION OF THE BOARD

The Use of Force Review Board will be comprised of the following persons:

- (a) Risk Management Section Lieutenant
- (b) Deputy Chief or Lieutenant not in the involved member's chain of command
- (c) Department instructor for the type of weapon, device, or technique used
- (d) Non-administrative commissioned supervisor

# Kirkland Police Department

## Kirkland PD Policy Manual

### *Use of Force Review Boards*

---

- (e) A peer

The Risk Management Section Lieutenant will serve as chairperson. In the absence of the Risk Management Section Lieutenant, the senior ranking command representative who is not in the same division as the involved employee will serve as chairperson.

#### 301.4.2 RESPONSIBILITIES OF THE BOARD

The Use of Force Review Board is empowered to conduct an administrative review and inquiry into the circumstances of a use of force incident.

The Risk Management Section Lieutenant will conduct the hearing using the Use of Force Review Board written protocol maintained by the Professional Standards Division Deputy Chief as guidance.

The board members may request further investigation, request reports be submitted for the board's review, call persons to present information and request the involved employee to appear.

The Use of Force Review board does not have the authority to recommend discipline.

The Chief of Police will determine whether the board should delay its review until after completion of any criminal investigation, review by any prosecutorial body, results of any formal inquest, filing of criminal charges, the decision not to file criminal charges, or any other action. The board should be provided all relevant available material from these proceedings for its consideration.

The review shall be based upon those facts which were reasonably believed or known by the officer at the time of the incident, applying any legal requirements, department policies, procedures and approved training to those facts. Facts later discovered but unknown to the officer at the time shall neither justify nor call into question an officer's decision regarding the use of force.

Any questioning of the involved employee conducted by the board will be in accordance with the department's disciplinary procedures, the Personnel Complaints Policy, the current collective bargaining agreement and any applicable state or federal law.

The board shall make one of the following recommended findings:

- (a) The employee's actions were within department policy and procedure.
- (b) The employee's actions were in violation of department policy and procedure.

A recommended finding requires a majority vote of the board. The board may also recommend additional reviews, such as training reviews to consider whether training should be developed or revised, and policy reviews, as may be appropriate. The board chairperson will submit the written recommendation to the Chief of Police.

The Chief of Police shall review the recommendation, make a final determination as to whether the employee's actions were within policy and procedure and will determine whether any additional actions, investigations or reviews are appropriate. The Chief of Police's final findings will be forwarded to the involved employee's Division Deputy Chief for review and appropriate action.



# Kirkland Police Department

## Kirkland PD Policy Manual

### *Use of Force Review Boards*

---

If the Chief of Police concludes that discipline should be considered, a disciplinary process will be initiated.

At the conclusion of any additional reviews, copies of all relevant reports and information will be filed with the Chief of Police.

## Handcuffing and Restraints

### 302.1 PURPOSE AND SCOPE

This policy provides guidelines for the use of handcuffs and other restraints during detentions and arrests. Compliant handcuffing where there is no physical pain or injury is not a Use of Force (RCW 10.120.010).

#### 302.1.1 DEFINITIONS

Definitions related to this policy include (Washington State Office of the Attorney General Model Use of Force Policy):

**Compression asphyxia** - An inadequate oxygen level in the blood and/or an excessive increase of carbon dioxide in the blood causing unconsciousness or death brought on by mechanically limiting expansion of the lungs through compressing of the chest and/or abdomen, interfering with breathing.

**Positional asphyxia** - An inadequate oxygen level in the blood and/or an excessive increase of carbon dioxide in the blood causing unconsciousness or death brought on by a person being placed in a body position which compresses the person's airway and does not allow the person to breathe freely.

### 302.2 POLICY

The Kirkland Police Department authorizes the use of restraint devices in accordance with this policy, the Use of Force Policy and department training. Restraint devices shall not be used to punish, to display authority or as a show of force.

### 302.3 USE OF RESTRAINTS

Only members who have successfully completed Kirkland Police Department-approved training on the use of restraint devices described in this policy are authorized to use these devices.

When deciding whether to use any restraint, officers should carefully balance officer safety concerns with factors that include but are not limited to:

- The circumstances or crime leading to the arrest.
- The demeanor and behavior of the arrested person.
- The age and health of the person.
- Whether the person is known to be pregnant.
- Whether the person has a hearing or speaking disability. In such cases, consideration should be given, safety permitting, to handcuffing to the front in order to allow the person to sign or write notes.
- Whether the person has any other apparent disability.

Restrained persons shall be monitored while in law enforcement custody (Washington State Office of the Attorney General Model Use of Force Policy).

# Kirkland Police Department

## Kirkland PD Policy Manual

### *Handcuffing and Restraints*

---

#### 302.3.1 RESTRAINT OF DETAINEES

Situations may arise where it may be reasonable to restrain a person who may, after brief investigation, be released without arrest. Unless arrested, the use of restraints on detainees should continue only for as long as is reasonably necessary to ensure the safety of officers and others. When deciding whether to remove restraints from a detainee, officers should continuously weigh the safety interests at hand against the continuing intrusion upon the detainee.

#### 302.3.2 RESTRAINT OF PREGNANT PERSONS

Persons who are known to be pregnant should be restrained in the least restrictive manner that is effective for officer safety. Leg irons, waist chains, or handcuffs behind the body should not be used unless the officer has a reasonable suspicion that the person may resist, attempt escape, injure themselves or others, or damage property.

No person who is in labor, delivery, or recovery after delivery shall be handcuffed or restrained except in extraordinary circumstances and only when a supervisor makes an individualized determination that such restraints are necessary for the safety of the arrestee, officers, or others.

#### 302.3.3 RESTRAINT OF JUVENILES

A juvenile under 14 years of age should not be restrained unless he/she is suspected of a dangerous felony or when the officer has a reasonable suspicion that the juvenile may resist, attempt escape, injure him/herself, injure the officer or damage property.

Members who are school resource officers should only use restraints on a student participating in school-sponsored instruction or activity when there is an imminent likelihood of serious harm and pursuant to the school policy for students and staff (RCW 28A.600.485).

#### 302.3.4 NOTIFICATIONS

Whenever an officer transports a person with the use of restraints other than handcuffs, the officer shall inform the jail staff upon arrival at the jail that restraints were used. This notification should include information regarding any other circumstances the officer reasonably believes would be potential safety concerns or medical risks to the person (e.g., prolonged struggle, extreme agitation, impaired respiration) that may have occurred prior to, or during, transportation to the jail.

#### 302.3.5 RESTRAINTS APPLIED TO PREGNANT INMATES

Except in extraordinary circumstances, no restraints of any kind may be used on any pregnant woman during transportation to and from visits to court proceedings or medical providers during the third trimester (month 6-9) of her pregnancy, or during postpartum recovery.

For purposes of this section, "extraordinary circumstances" exist where an officer makes an individualized determination that restraints are necessary to prevent an incarcerated pregnant woman or youth from escaping, or from injuring herself, medical or departmental personnel, or others.

In the event the officer determines that extraordinary circumstances exist and restraints are used, the officer must fully document in writing the reasons that he or she determined such extraordinary

# Kirkland Police Department

## Kirkland PD Policy Manual

### *Handcuffing and Restraints*

---

circumstances existed such that restraints were used. As part of this documentation, the officer must also include the kind of restraints used and the reasons those restraints were considered the least restrictive available and the most reasonable under the circumstances. (RCW 70.48.500)

#### **302.4 APPLICATION OF HANDCUFFS OR PLASTIC CUFFS**

Handcuffs, including temporary nylon or plastic cuffs, may be used only to restrain a person's hands to ensure officer safety.

Although recommended for most arrest situations, handcuffing is discretionary and not an absolute requirement of the Department. Officers should consider handcuffing any person they reasonably believe warrants that degree of restraint. However, officers should not conclude that in order to avoid risk every person should be handcuffed regardless of the circumstances.

In most situations handcuffs should be applied with the hands behind the person's back. When feasible, handcuffs should be double-locked to prevent tightening, which may cause undue discomfort or injury to the hands or wrists.

In situations where one pair of handcuffs does not appear sufficient to restrain the person or may cause unreasonable discomfort due to the person's size, officers should consider alternatives, such as using an additional set of handcuffs or multiple plastic cuffs.

Handcuffs should be removed as soon as it is reasonable or after the person has been searched and is safely confined within a detention facility.

#### **302.5 APPLICATION OF SPIT GUARDS**

A spit guard (sometimes referred to as spit hood, spit mask, or spit sock) is a woven mesh device which can be placed over a person's head and face with the intent of preventing or reducing the transmission of infectious disease through saliva, mucous, and blood. Officers shall only use department-issued spit guards (Washington State Office of the Attorney General Model Use of Force Policy).

Spit guards may be placed upon persons in custody when the officer reasonably believes the person will bite or spit, either on a person or in an inappropriate place. They are generally used during application of a physical restraint, while the person is restrained, or during or after transport.

Prior to application of a spit guard, an officer should warn the individual and provide a reasonable time for the person to comply with the officer's commands. If applied, the officer should remove the spit guard as soon as the threat of spitting or biting has ended, or the officer observes that the spit guard is no longer necessary.

Officers utilizing spit guards should ensure that the spit guard is fastened properly according to the manufacturer's instructions to allow for adequate ventilation and that the restrained person can breathe normally. After application of a spit guard and when safe to do so, officers shall move the individual into a seated or side recovery position. Officers shall provide assistance during the movement of a restrained person due to the potential for impairing or distorting that person's vision. For individuals in mental health crisis, application of a spit guard may provoke an elevated level

# Kirkland Police Department

## Kirkland PD Policy Manual

### *Handcuffing and Restraints*

---

of distress. Officers should provide verbal reassurance and dynamically assess the situation to remove the spit guard as soon as appropriate. Officers should avoid commingling those wearing spit guards with others and detainees.

Spit guards should not be used in situations where the restrained person is bleeding profusely from the area around the mouth or nose, or if there are indications that the person has a medical condition that affects their breathing, or the person demonstrates symptoms of labored or distressed breathing. In such cases, prompt medical care should be obtained. If the person vomits while wearing a spit guard, the spit guard should be promptly removed and discarded. Persons who have been sprayed with oleoresin capsicum (OC) spray should be thoroughly decontaminated including hair, head, and clothing, prior to application of a spit guard.

Those who have been placed in a spit guard should be continually monitored and should not be left unattended until the spit guard is removed. In the event of a medical emergency, spit guards should be removed immediately. Spit guards shall be discarded after each use.

#### **302.6 APPLICATION OF AUXILIARY RESTRAINT DEVICES**

Auxiliary restraint devices include transport belts, waist or belly chains, transportation chains, leg irons and other similar devices. Auxiliary restraint devices are intended for use during long-term restraint or transportation. They provide additional security and safety without impeding breathing, while permitting adequate movement, comfort and mobility.

Only department-authorized devices may be used. Any person in auxiliary restraints should be monitored as reasonably appears necessary.

##### **302.6.1 WRAP RESTRAINT**

The Wrap, manufactured by Safe Restraints, Inc., was designed as a temporary restraining device. Used properly it can increase officer safety and reduce risk of liability due to injuries and in-custody deaths.

The Wrap immobilizes the body and restricts a subject's ability to kick or do harm to oneself and others. The Wrap minimizes the time required to secure a person safely, restrains the subject in an upright position, and has the subject prepared for transport or movement. It is not considered a use of force if a subject allows themselves to be placed in the WRAP.

##### **302.6.2 DEPLOYMENT AND USE**

The Wrap can be used prior to, or after, a violent or potentially violent/combatative subject is controlled using approved departmental methods. The WRAP can also be used to move subjects who have limited mobility and allow themselves to be placed in the WRAP.

Like any restraint device, do not assume the Wrap is escape-proof. The WRAP should not be applied before the application of handcuffs when the WRAP is used on a person who is in custody. Once applied, the subject should not be left unattended.

The Wrap should be considered for use under the following situations:

- (a) Whenever an officer anticipates possible violent/combatative behavior

# Kirkland Police Department

## Kirkland PD Policy Manual

### *Handcuffing and Restraints*

---

- (b) To immobilize a violent/combative subject
- (c) To limit violent/combative subjects from causing injury to themselves or others
- (d) To prevent violent/combative subjects from causing property damage by kicking
- (e) To restrain subjects after a chemical spray, baton, or Taser is used, if necessary
- (f) When conventional methods of restraint are not effective
- (g) In transportation of violent/combative subjects
- (h) To assist with cell extraction of violent/combative subjects

Once the subject is properly restrained in the Wrap, they should be placed on their side or in a sitting position. This will increase the oxygen recovery rate allowing for respiratory recovery.

The Wrap should be applied by at least two officers if the subject is passive, but for violent/combative subjects, three or more officers should be used. Only qualified personnel who have received training in the use of the Wrap should use this restraining device. Refer to the training manual for application guidelines.

#### 302.6.3 DEPLOYMENT CONSIDERATIONS

Movement of the subject can be accomplished in two ways depending on their cooperation. The subject can either be carried or allowed to stand and shuffle step to the destination.

- (a) To carry the subject, it is recommended that between 2 to 4 officers be used depending on the size and weight of the subject. Lift the subject by the arms and the ankles. A “log lift” carrying technique may be used when moving the subject. Proper lifting techniques should be followed to prevent unnecessary injury
- (b) As an option to lifting, the subject may be moved by means of a shuffle. If the subject has calmed down and is cooperative, the lower Wrap leg band can be loosened to allow some leg movement below the knees without compromising security or safety concerns. By loosening the tether to the shoulder harness, the subject can be brought to a standing position with the help of officers and then allowed to shuffle to or from a vehicle or holding cell. If this method is used, appropriate support must be given to the subject to prevent possible injury. Two officers must support the subject’s arms if they are allowed to “shuffle”.

Prior to vehicle transportation, re-check all belts to ensure that they are securely fastened. The use of a seat belt is recommended to limit movement and reduce the risk of injury to the subject

- (a) Whenever possible, one officer should ride as an observer with the subject to ensure all straps remain tight and the subject has no medical problems. Re-checking the security of the Wrap and keeping the subject under constant observation should apply to any movement of the subject

Precautions should be taken when the Wrap is in use.

Such precautions include:

- (a) The shoulder harness should never be tightened to the point that it interferes with the subject’s ability to breathe

# Kirkland Police Department

## Kirkland PD Policy Manual

### *Handcuffing and Restraints*

---

- (b) The leg bands and shoulder harness must be checked frequently for tightness and re-tightened or loosened as necessary until the Wrap is removed
- (c) If the restrained subject complains of or show signs of breathing distress (shortness of breath, sudden calmness, a change in facial color, etc.), medical attention should be provided immediately
- (d) The subject should never be left unattended
- (e) Subjects should be placed in an upright sitting position or on their side as soon as possible to allow for respiratory recovery
- (f) The Wrap is a temporary restraining device and is not escape-proof
- (g) The Wrap is to be used by trained personnel only

#### **302.7 POSITIONAL ASPHYXIATION AND COMPRESSION ASPHYXIATION**

Consistent with training, officers should take the following actions to reduce the risk of positional asphyxiation and compression asphyxiation (Washington State Office of the Attorney General Model Use of Force Policy):

- (a) As soon as safe and feasible after handcuffing or otherwise restraining a person taken to the ground, roll the person to the side and move the person to an upright position that does not impede the mechanism of normal breathing, except if the person is unconscious. This requirement is especially important when the person is handcuffed in the prone position.
  - 1. An exception is if the person is conscious and expresses a desire to be placed in a different position, the officers should place the person in that position unless doing so poses a substantial risk of safety to the individual, officers, or others.
- (b) Do not put prolonged pressure on the chest, neck, or back, including by sitting, kneeling, or standing.
- (c) Continuously monitor the person's condition while being restrained, as death can occur suddenly and develop beyond the point of viable resuscitation within seconds. Monitoring includes but is not limited to assessing the adequacy of the individual's breathing, color, and any impairment as verbalized by the individual.
- (d) Whenever possible during team restraint when manpower limitations allow, the ranking officer should designate a safety officer. The safety officer should monitor the health and welfare of the person until:
  - 1. Responsibility is transferred to a health care professional (e.g., emergency medical technician (EMT), paramedic); or
  - 2. The person is placed in a seated position in a transport vehicle and verbalizes to the safety officer that the person feels okay, and the person appears to the safety officer to be well and speaking normally.
- (e) If the safety officer becomes aware of an issue with the person's breathing, color, or any impairment, the safety officer should inform the ranking officer.
- (f) Do not transport a restrained person in the prone position.

# Kirkland Police Department

## Kirkland PD Policy Manual

### *Handcuffing and Restraints*

---

#### **302.8 REQUIRED DOCUMENTATION**

If a person is restrained and released without an arrest, the officer shall document the details of the detention and the need for handcuffs or other restraints.

If a person is arrested, the use of handcuffs or other restraints shall be documented in the related report.

Officers should document the following information in reports, as appropriate, when restraints other than handcuffs are used on a person (Washington State Office of the Attorney General Model Use of Force Policy):

- (a) The factors that led to the decision to use restraints.
- (b) Supervisor notification and approval of restraint use.
- (c) The types of restraint used.
- (d) The amount of time the person was restrained.
- (e) How the person was transported and the position of the person during transport.
- (f) Observations of the person's behavior and any signs of physiological problems.
- (g) Any known or suspected drug use or other medical problems.

#### **302.8.1 SCHOOL RESOURCE OFFICERS**

Members working as school resource officers shall prepare a report pursuant to RCW 28A.600.485 and provide a copy to the school administrator whenever a student is restrained in a room or other enclosure or restrained by handcuffs or other restraint devices during school-sponsored instructions or activities.

#### **302.9 TRAINING**

Subject to available resources, the Training Sergeant should ensure that officers receive periodic training on the proper use of handcuffs and other restraints, including:

- (a) Proper placement and fit of handcuffs and other restraint devices approved for use by the Department.
- (b) Response to complaints of pain by restrained persons.
- (c) Options for restraining those who may be pregnant without the use of leg irons, waist chains, or handcuffs behind the body.
- (d) Options for restraining amputees or those with medical conditions or other physical conditions that may be aggravated by being restrained.



## Control Devices and Techniques

### 303.1 PURPOSE AND SCOPE

This policy provides guidelines for the use and maintenance of control devices that are described in this policy.

#### 303.1.1 DEFINITIONS

Definitions related to this policy include (Washington State Office of the Attorney General Model Use of Force Policy):

**Expandable Baton** - The expandable baton is a Department issued expandable baton impact weapon manufactured by Department approved providers and can be used for blocking, jabbing, striking, or to apply control holds.

**Glass Breaker** - A solid nylon .68 caliber sphere. The Glass Breaker is launched from purpose-built launchers that are energized by compressed air. Glass Breaker rounds will be loaded into dedicated glass breaker launchers to clearly delineate them from other launchers.

**High Kinetic Energy Impact Projectiles** – A less lethal 40mm lightweight plastic and foam projectile fired from a single or multi-round purpose built 40mm launcher with a rifled barrel, which is intended to incapacitate a suspect/subject with a minimal potential for causing death or serious physical injury when compared to conventional projectiles.

**Kinetic Energy Launcher**- Any weapon-based system (launcher) capable of delivering a Kinetic Energy Projectile(s) at a suspect/subject(s) or an object from a distance.

**Less-Lethal Force Philosophy** - A concept of planning and force application which meets operational objectives with less potential for causing death or serious physical injury than conventional police tactics.

**Non-Lethal Force Philosophy** – A concept of planning and force application which meets operational objectives which are not fundamentally designed to cause serious bodily injury or death and the chances of serious injury are only marginal. The key differences in non-lethal versus less lethal weapons include the likelihood of injury, impact force, liability concerns, and versatility. Pepper projectile launchers are considered a Non-Lethal force option.

**Non-Lethal Kinetic Energy Impact Projectiles (PepperBall)** – A non-lethal frangible .68 caliber sphere containing either inert powder or PAVA powder (PAVA powder is a synthetic version of capsaicin or "OC," which is a bio-irritant found in chili peppers). The projectile is launched from purpose-built launchers that are energized by compressed air and used to minimize the potential for injury to employees, offenders, or other subjects. The system allows for extended range impact and bio-irritant deployment designed to minimize the adverse effects of chemical agents to innocent bystanders. Non-Lethal Kinetic Energy systems fall under the non-lethal force philosophy.

# Kirkland Police Department

## Kirkland PD Policy Manual

### *Control Devices and Techniques*

---

**Oleoresin capsicum (OC)** - An inflammatory agent that causes an intense burning sensation of the eyes, nose, mouth, and skin, which may result in closing, tearing, and swelling of the eyes, as well as choking, gagging, and gasping for breath.

**Tear gas** - Chloroacetophenone (CN), O-chlorobenzylidene malononitrile (CS), and any similar chemical irritant dispersed in the air for the purpose of producing temporary physical discomfort or permanent injury. "Tear gas" does not include oleoresin capsicum (RCW 10.116.030).

#### **303.2 POLICY**

The Kirkland Police Department authorizes officers to use control devices in accordance with the guidelines in this policy and the Use of Force Policy in order to compel individuals to cease their actions when such control devices represent a reasonable option to lawfully resolve the situation at hand.

#### **303.3 ISSUING, CARRYING, AND USING CONTROL DEVICES**

Control devices described in this policy may be carried and used by members of this department only if the device has been issued by the Department or approved by the Chief of Police or the authorized designee.

Only officers who have successfully completed department-approved training and have demonstrated satisfactory skill and proficiency in the use of any control device are authorized to carry and use the device.

Control devices may be used when a decision has been made to control, restrain, or arrest a subject who is violent or who demonstrates the intent to be violent, and the use of the device appears reasonable under the circumstances. When reasonable or required by policy, a verbal warning and opportunity to comply should precede the use of these devices.

When targeting control devices at a subject, officers should carefully consider potential impact areas in order to minimize injuries and unintentional targets.

#### **303.4 RESPONSIBILITIES**

##### **303.4.1 SUPERVISOR RESPONSIBILITIES**

Supervisors shall monitor the use of control devices in the same manner as all other use of force incidents.

- (a) Supervisors will ensure that those personnel under their control who have had the required training are equipped with the appropriate control devices while performing their job function.
- (b) Supervisors shall review each use of control devices by any personnel within his/her command.
- (c) Supervisors shall ensure briefing training on the use of control devices is provided as needed.

# Kirkland Police Department

## Kirkland PD Policy Manual

### Control Devices and Techniques

---

#### 303.4.2 CADRE HEAD RESPONSIBILITIES

##### HIGH KINETIC ENERGY and PEPPER PROJECTILE SYSTEMS

- The Senior Less Lethal Instructor, or the designated instructor, shall control the inventory and issuance of all High Kinetic Energy and Pepper Projectile Systems and shall ensure that all damaged, inoperative, outdated or expended control devices or munitions are properly disposed of, repaired or replaced.
- Every High Kinetic Energy and Pepper Projectile System will be periodically inspected by the Senior Less Lethal Instructor or the designated instructor for a particular weapon. The inspection shall be documented

##### OLEORESIN CAPSICUM (OC)

- The Defensive Tactics Cadre Head shall control the inventory and issuance of OC canisters and shall ensure that all damaged, inoperative, outdated or expended OC canisters are properly disposed of or replaced.

##### EXPANDABLE BATON

- The Defensive Tactics Cadre Head shall control the inventory and issuance of all expandable batons and shall ensure that all damaged, inoperative, or outdated or expended expandable batons are properly disposed of, repaired or replaced.

#### 303.4.3 USER RESPONSIBILITIES

All normal maintenance, charging or cleaning shall remain the responsibility of personnel using the various devices.

Any damaged, inoperative, outdated or expended control devices or munitions, along with documentation explaining the cause of the damage, shall be forwarded to their supervisor and to either the Senior Less Lethal Instructor or the Defensive Tactics Cadre Head for disposition. An Equipment/Supply/Repair request form, along with a memorandum shall also be forwarded to their supervisor and Senior Less Lethal Instructor/Defensive Tactics Cadre Head and shall explain the reason for the request.

#### **303.5 EXPANDABLE BATON GUIDELINES**

Officers are only allowed to carry Department issued expandable batons. The design or configuration of the baton shall not be modified or changed. No loaded or weighted batons are permitted.

When carrying a baton, uniformed personnel shall carry the baton in its authorized holder on the equipment belt or LBV. Plainclothes and non-field personnel may carry the baton as authorized and in accordance with the needs of their assignment or at the direction of their supervisor. Officers are not authorized to carry the expandable baton while off-duty with the exception of enroute to and from work.

Officers must weigh the need to immediately control a suspect against the risk of causing serious injury when evaluating whether or not to deploy their expandable baton. Officers shall not intentionally strike vital areas, including the head, neck, face, throat, spine, groin, or kidney unless

# Kirkland Police Department

## Kirkland PD Policy Manual

### *Control Devices and Techniques*

---

deadly force is justified. Officers should reassess the effectiveness of baton strikes as soon as safe and feasible, and if not effective, move to another appropriate target or to another tactical or physical force option. Officers should not use a baton to intimidate a person when the use of baton is not justified by the threat presented (see the Use of Force Policy) (Washington State Office of the Attorney General Model Use of Force Policy).

#### **303.6 HIGH KINETIC ENERGY LAUNCHER AND PROJECTILE GUIDELINES**

This department is committed to reducing the potential for violent confrontations. High Kinetic Energy Impact Projectiles are designed to stun, temporarily incapacitate, or cause temporary discomfort without penetrating the person's body (Washington State Office of the Attorney General Model Use of Force Policy). When used properly, kinetic energy projectiles are less likely to result in death or serious physical injury and can be used in an attempt to de-escalate a potentially deadly situation.

##### **303.6.1 DEPLOYMENT AND USE**

Only approved kinetic energy munitions shall be carried and deployed. Approved munitions may be used to compel an individual to cease his/her actions when such munitions present a reasonable option.

Specific targeting of the High Kinetic Energy Launcher at an object can serve to defeat barriers between officers and a subject needing to be secured.

Specific targeting of the High Kinetic Energy Launcher at an object such as a light or a surveillance camera can mitigate officer safety concerns.

Targeting an object to aid in allowing officers access to a subject should be done in conjunction with a further plan of action aimed to progress efforts to immediately secure the subject.

Officers are not required or compelled to use approved munitions in lieu of other reasonable tactics if the involved determines that deployment of these munitions cannot be done safely. The safety of hostages, innocent persons and takes priority over the safety of subjects engaged in criminal or suicidal behavior.

Circumstances appropriate for deployment include, but are not limited to, situations in which:

- (a) The suspect is armed with a weapon and the tactical circumstances allow for the safe application of approved munitions.
- (b) The suspect has made credible threats to harm him/herself or others.
- (c) The suspect is engaged in riotous behavior or is throwing rocks, bottles or other dangerous projectiles at people.
- (d) There is probable cause to believe that the suspect has already committed a crime of violence and is refusing to comply with lawful orders.
- (e) The targeting of an object would aid in allowing officers access to a subject who is violent or who demonstrates the intent to be violent.

# Kirkland Police Department

## Kirkland PD Policy Manual

### *Control Devices and Techniques*

---

- (f) The targeting of an object would aid in allowing officers access to a subject who has made credible threats to harm him/herself or others.
- (g) The targeting of an object would aid in allowing officers to mitigate officer safety concerns

Objects that may be targeted by the High Kinetic Energy Launcher include but are not limited to vehicle windows, building windows, lights, and surveillance cameras.

#### 303.6.2 DEPLOYMENT CONSIDERATIONS

Before discharging projectiles, the officer should consider such factors as:

- (a) Distance and angle to target.
- (b) Type of munitions employed.
- (c) Type and thickness of subject's clothing.
- (d) The subject's proximity to others.
- (e) The location of the subject.
- (f) Whether the subject's actions dictate the need for an immediate response and the use of control devices appears appropriate.
- (g) The backdrop of an object being targeted.
- (h) The projectile's likely path of travel after passing through, or ricocheting off, a targeted object.

A verbal warning of the intended use of the device should precede its application, unless it would otherwise endanger the safety of officers or when it is not practicable due to the circumstances. The purpose of the warning is to give the individual a reasonable opportunity to voluntarily comply and to warn other officers and individuals that the device is being deployed.

An officer should target the buttocks, thigh, calf, and large muscle groups (Washington State Office of the Attorney General Model Use of Force Policy). Officers should keep in mind the manufacturer's recommendations and their training regarding effective distances. However, officers are not restricted solely to use according to manufacturer recommendations. Each situation must be evaluated on the totality of circumstances at the time of deployment. The PR-24 training chart is the recognized department model for determining contact areas for High Kinetic Energy Impact Projectiles, based upon potential for injury:

1. Green Areas: These areas will be considered when incapacitation is necessary and minimal potential for injury is the appropriate response. These areas include large muscle mass areas such as the thigh, calf and buttocks.
2. Yellow Areas: These areas will be considered when an escalation of force above the green areas listed above is appropriate, acknowledging an increase in the potential for death or serious injury. Yellow areas include joints, shoulders, upper arms, forearms and the abdomen.
3. Red areas: These areas will be considered when an escalation of force above the yellow areas is necessary and appropriate, acknowledging an increase in the potential

# Kirkland Police Department

## Kirkland PD Policy Manual

### *Control Devices and Techniques*

---

for death or serious physical injury. Red areas include the chest (center mass), groin, spine, lower back and head.

The need to immediately incapacitate the subject must be weighed against the risk of causing serious injury or death.

Officers should not use High Kinetic Energy Impact Projectiles in the following circumstances unless the use of deadly force is justified (see the Use of Force Policy) (Washington State Office of the Attorney General Model Use of Force Policy):

- (a) When intentionally aiming kinetic energy projectiles at the head, neck, chest, or groin.
- (b) At ranges that are inconsistent with the projectile manufacturer's guidelines.
- (c) Directed at a person who is situated on an elevated surface (e.g., a ledge, scaffold, near a precipice) unless reasonable efforts have been made to prevent or minimize a fall-related injury (e.g., deploying a safety net).

An officer deploying High Kinetic Energy Impact Projectiles should assess the effectiveness of the projectiles after each shot. If subsequent projectiles are needed, the officer should consider aiming at a different targeted area or switching to another tactical or physical force option. Officers should not deploy High Kinetic Energy Impact Projectiles to intimidate a person when such use of force is not justified by the threat presented (see the Use of Force Policy) (Washington State Office of the Attorney General Model Use of Force Policy)..

#### 303.6.3 SAFETY PROCEDURES

High Kinetic Energy Launchers, specifically designated for use with High Kinetic Energy Impact Projectiles, will be specially marked in a manner that makes them readily identifiable as such.

Officers will inspect the launchers and projectiles at the beginning of each shift to ensure that the launcher is in proper working order and the projectiles are of the approved type and appear to be free from defects.

When it is not deployed, the launcher will be properly and securely stored in its case. When deploying the High Kinetic Energy Launcher, the officer shall visually inspect the High Kinetic Energy Impact Projectiles to ensure that the correct projectiles are loaded in the launcher.

#### 303.6.4 TREATMENT OF INJURED SUSPECTS/SUBJECTS AND RESPONSE TO DAMAGED PROPERTY

Suspects or subjects who have been struck by High Kinetic Energy Impact Projectiles shall be transported to a medical facility for examination.

Photographs of the suspect and the area(s) of application on the suspect/subject's body shall be taken and shall be included in the case report. If an officer is unable to obtain photographs, the circumstances shall be documented in the case report and a supervisor shall be notified.

Officers shall attempt to obtain a signed medical release form. If the suspect/subject refuses, the refusal shall be noted in the case report.

# Kirkland Police Department

## Kirkland PD Policy Manual

### *Control Devices and Techniques*

---

Property damage caused by the use of a control device is to be documented in a case report that includes photographs of the damaged property. The case report will be made available to the city's Risk Manager. Officers will make all reasonable attempts to notify the property owner of the damage.

#### **303.7 OLEORESIN CAPSICUM (OC) AND PEPPER PROJECTILE GUIDELINES**

Both OC and Pepper Projectiles use a variant of oleoresin capsicum, which is a bio-irritant. Officers encountering a situation that warrants the use of OC or a pepper projectile system shall notify a supervisor as soon as practicable. A supervisor shall respond to all use of force incidents where the suspect has been exposed to the bio irritant. The supervisor shall ensure that all notifications and reports are completed as required by the Use of Force Policy.

Each deployment of OC or a pepper projectile system shall be documented. This includes situations where the canister or launcher were directed toward the suspect as a show of force, even if the force option was not used. Unintentional discharges shall be promptly reported to a supervisor and documented on the appropriate report form. Only non-incident use of OC and pepper projectiles, such as training and product demonstrations, are exempt from the reporting requirement.

##### **303.7.1 OC SPRAY**

Oleoresin capsicum spray may be considered for use to bring under control an individual or groups of individuals who are engaging in, or are about to engage in violent behavior. OC spray should not, however, be used against individuals or groups who merely fail to disperse or do not reasonably appear to present a risk to the safety of officers or the public.

After the initial application of OC spray, each subsequent application must also be justified.

OC spray is not appropriate in an enclosed, highly populated space where there is a likelihood of impacting uninvolved persons, except where OC spray is the only available and appropriate force option. Officers deploying OC will attempt to avoid or minimize incidental exposure to non-involved persons (Washington State Office of the Attorney General Model Use of Force Policy).

Uniformed personnel carrying OC spray shall carry the device in its holster on the equipment belt or load-bearing vest. Plainclothes and non-field personnel may carry OC spray as authorized, in accordance with the needs of their assignment or at the direction of their supervisor.

Canisters involved in any type of malfunction, or that are damaged, shall be turned in to the Defensive Tactics Cadre Head for exchange. An Equipment/Supply/Repair request form, along with a memorandum shall also be forwarded to the appropriate supervisor and the Defensive Tactics Cadre Head and shall explain the cause of damage.

##### **303.7.2 NON-LETHAL KINETIC ENERGY SYSTEMS (PEPPERBALL LAUNCHER)**

Non-lethal kinetic energy projectiles (pepper projectiles) are plastic spheres that are filled with either a derivative of capsicum (OC) powder, or an inert powder substance. Because the high-pressure air and CO2 launcher delivers the projectiles with enough force to burst the projectiles

# Kirkland Police Department

## Kirkland PD Policy Manual

### *Control Devices and Techniques*

---

on impact and release the powder, the potential exists for the projectiles to inflict injury if they strike the head, neck, or spine. Therefore, personnel using a pepper projectile system should not intentionally target those areas, except when the officer reasonably believes the suspect poses an imminent threat of serious bodily injury or death to the officer or others. Both capsicum projectiles and inert projectiles are authorized for use. Officers deploying pepper projectiles should take into consideration the totality of the circumstances when determining which type of projectile to use.

Officers encountering a situation that warrants the use of a pepper projectile system shall notify a supervisor as soon as practicable. A supervisor shall respond to all pepper projectile system incidents where the suspect has been hit or exposed to the chemical agent. The supervisor shall ensure that all notifications and reports are completed as required by the Use of Force Policy.

Each deployment of a pepper projectile system shall be documented. This includes situations where the launcher was directed toward the suspect, whether or not the launcher was used. Unintentional discharges shall be promptly reported to a supervisor and documented on the appropriate report form. Only non-incident use of a pepper projectile system, such as training and product demonstrations, is exempt from the reporting requirement.

The application of pepper projectile systems include, but are not limited to, the following deployments:

- (a) Direct Impact – The deployment of pepper projectiles from a launcher that make contact with a person and/or animal.
- (b) Area Saturation – The deployment of pepper projectiles from a launcher in the area of a person or persons with the intent of exposing them to the capsicum without utilizing direct impact deployment.
- (c) Show of Force – The deployment of pepper projectiles from a launcher in order to gain compliance without utilizing direct impact or area saturation. Show of force also includes the display of the pepper projectile launcher, without deploying projectiles, in a manner that is intended to gain compliance, including but not limited to pointing the launcher at a person.

#### 303.7.3 DEPLOYMENT CONSIDERATIONS

Only employees trained and certified as Pepperball operators may use the system to deliver chemical agents or impact.

Approved projectiles may be used to compel individuals to cease their actions when such munitions present a reasonable option to lawfully resolve the situation at hand. Circumstances appropriate for deployment include, but are not limited to, include:

- (a) Subdue or control a violent or physically resisting subject.
- (b) Subdue or control a subject who by words or action has demonstrated an intention to be violent or to physically resist and who reasonably appears to present the potential to imminently harm him/herself or others.
- (c) Apprehend a subject fleeing lawful arrest or detention for a serious crime.



# Kirkland Police Department

## Kirkland PD Policy Manual

### *Control Devices and Techniques*

---

- (d) Address situations where there is a reasonable expectation that it will be unsafe for officers to approach within contact range of the subject.
- (e) Repel physical attacks from humans or animals.
- (f) Compel subjects to leave an enclosure area, or deny access to an area, after reasonable methods have been exhausted or deemed unreasonable.
- (g) Disperse violent crowds or riots with supervisor approval prior to deployment.
- (h) Deploy projectiles in a show of force capacity to control the movement of non-compliant crowds.

A verbal announcement of the intended use of the Pepperball projectile should precede its application unless it would otherwise endanger the safety of officers or when it is not practicable due to the circumstances.

- (a) The purpose of the warning is for the following:
  1. Provide the individual with a reasonable opportunity to voluntarily comply.
  2. Provide other officers and individuals with warning that a chemical agent/kinetic energy weapon may be deployed.
- (b) The fact that a verbal and/or other warning was given, or the reasons it was not given, shall be documented in any related reports, as well as any responses by the subject.

Employees must be able to articulate the reasons for their use of the Pepperball System.

Officers are not required or compelled to use Pepperball in lieu of other reasonable tactics or devices.

#### 303.7.4 PEPPERBALL GLASS BREAKING PROJECTILES

The use of Pepperball glass breaking projectiles must be approved by a supervisor prior to their use. The decision to use the glass breaking projectiles will be based on the totality of the circumstances, and the reasonable belief that the need to control the individual outweighs the risk of harm posed by using the Pepperball glass breaking projectiles.

Circumstances appropriate for deployment include, but are not limited to, the following:

- (a) As a breaching tool for automotive glass in order to gain access to the interior, or deploy other force options into the vehicle, such as Pepper Projectiles.
- (b) As a breaching tool for windows of a structure in order to gain access to the interior, or deploy other force options into the vehicle, such as Pepper Projectiles.

All efforts to minimize the risk of injury to a subject located within the vehicle or residence shall be taken into account and documented in a subsequent case report.

Only an officer who has been trained and certified to deploy glass breaking projectiles as a breaching tool may use that technique.

Glass breaking projectiles shall only be utilized in the designated glass breaker launcher.

# Kirkland Police Department

## Kirkland PD Policy Manual

### *Control Devices and Techniques*

---

#### 303.7.5 TREATMENT FOR OC SPRAY AND PEPPER PROJECTILE EXPOSURE

At the earliest safe opportunity at a scene controlled by law enforcement, an officer should take action to address the effects of the OC by flushing the person's eyes out with clean water and ventilating with fresh air, if possible (Washington State Office of the Attorney General Model Use of Force Policy). Those persons who complain of further severe effects shall be examined by appropriate medical personnel.

#### 303.8 TEAR GAS GUIDELINES

Officers or other members are not authorized to use tear gas unless necessary to alleviate a present risk of serious harm posed by a (RCW 10.116.030):

- (a) Riot.
- (b) Barricaded subject.
- (c) Hostage situation.

Only the Incident Commander, or Special Weapons and Tactics Team Commander may authorize the delivery and use of tear gas, and only after evaluating all conditions known at the time and determining that such force reasonably appears justified and necessary, and other alternatives to the use of tear gas have been exhausted (RCW 10.116.030).

In the case of a riot, an officer may use tear gas only after:

- (a) Receiving authorization from the highest elected official of the jurisdiction in which the tear gas is to be used, and
- (b) only after evaluating all conditions known at the time and determining that such force reasonably appears justified and necessary, and other alternatives to the use of tear gas have been exhausted

Prior to any use, an announcement shall be made of the intent to use tear gas. Sufficient time and space shall be allowed for compliance with the announcement (RCW 10.116.030).

When practicable, fire personnel should be alerted or summoned to the scene prior to the deployment of tear gas to control any fires and to assist in providing medical aid or gas evacuation if needed.

#### 303.9 POST-APPLICATION NOTICE

Whenever tear gas, OC or Pepper Projectiles have been introduced into a residence, building interior, vehicle or other enclosed area, officers should provide the owners or available occupants with notice of the possible presence of residue that could result in irritation or injury if the area is not properly cleaned. Such notice should include advisement that clean up will be at the owner's expense. Information regarding the method of notice and the individuals notified should be included in related reports.

#### 303.10 TRAINING FOR CONTROL DEVICES

The Training Sergeant shall ensure that all personnel who are authorized to carry a control device have been properly trained, have demonstrated satisfactory skill and proficiency, are certified to

# Kirkland Police Department

## Kirkland PD Policy Manual

### *Control Devices and Techniques*

---

carry the specific control device, and are retrained or recertified as necessary. In-service training for non-lethal weapons shall occur at least once every two years.

- (a) Proficiency training shall be monitored and documented by a certified, control-device weapons or tactics instructor.
- (b) All training and proficiency for control devices will be documented in the officer's training file.
- (c) Officers who fail to demonstrate proficiency with the control device or knowledge of this agency's Use of Force Policy will be provided remedial training. If an officer cannot demonstrate proficiency with a control device or knowledge of this agency's Use of Force Policy after remedial training, the officer will be restricted from carrying the control device and may be subject to discipline.

#### **303.11 REPORTING USE OR DISPLAY OF CONTROL DEVICES AND TECHNIQUES**

Any application or display of a control device listed in this policy to gain compliance shall be documented in the related incident report and reported pursuant to the Use of Force Policy.

## Conducted Energy Device

### 304.1 PURPOSE AND SCOPE

This policy provides guidelines for the issuance and use of the conducted energy device (CED).

#### 304.1.1 DEFINITIONS

Definitions related to this policy include (Washington State Office of the Attorney General Model Use of Force Policy):

**Conducted energy device** - A portable device that fires darts/electrodes that transmit an electrical charge or current intended to temporarily immobilize a person.

### 304.2 POLICY

The CED is used in an attempt to control a violent or potentially violent individual. The appropriate use of such a device may result in fewer serious injuries to officers and suspects.

### 304.3 ISSUANCE AND CARRYING CEDS

Only members who have successfully completed department-approved training and have demonstrated satisfactory skill and proficiency may be issued and may carry the CED.

An officer that is issued a CED is expected to carry it as an option to be considered when deadly force is not justified (Washington State Office of the Attorney General Model Use of Force Policy).

The Less Lethal Training Unit Cadre Head should keep a log of issued CEDs and the serial numbers of cartridges issued to members.

CEDs are issued for use during a member's current assignment. Those leaving a particular assignment may be required to return the device to the department inventory.

Officers shall only use the CED and cartridges that have been issued by the Department. Cartridges should not be used after the manufacturer's expiration date unless for training purposes.

Uniformed officers who have been issued the CED shall wear the device in an approved holster.

An officer shall carry a CED in a holster on the support side of the body, and in all but extreme circumstances, should draw, exhibit, and use the device with the support (i.e., non-handgun firing) hand (Washington State Office of the Attorney General Model Use of Force Policy).

- (a) All CEDs shall be clearly distinguishable to differentiate them from the duty weapon and any other device.
- (b) Officers should not hold a firearm and the CED at the same time.

Non-uniformed officers may secure the CED in a concealed, secure location in the driver's compartment of their vehicles.

# Kirkland Police Department

## Kirkland PD Policy Manual

### *Conducted Energy Device*

---

#### 304.3.1 USER RESPONSIBILITIES

Officers shall be responsible for ensuring that the issued CED is properly maintained and in good working order. This includes a function test and battery life monitoring, as required by the manufacturer, and should be completed prior to the beginning of the officer's shift.

CEDs that are damaged or inoperative, or cartridges/magazines that are expired or damaged, shall be returned to a member of the Less Lethal Cadre for disposition. Officers shall submit documentation stating the reason for the return and how the CED or cartridge/magazine was damaged or became inoperative, if known.

#### 304.4 VERBAL AND VISUAL WARNINGS

A verbal warning of the intended use of the CED should precede its application, unless it would otherwise endanger the safety of officers or when it is not practicable due to the circumstances. The purpose of the warning is to:

- (a) Provide the individual with a reasonable opportunity to voluntarily comply.
- (b) Provide other officers and individuals with a warning that the CED may be deployed.

If, after a verbal warning, an individual fails to voluntarily comply with an officer's lawful orders and it appears both reasonable and feasible under the circumstances, the officer may, but is not required to, activate any warning on the device, which may include display of the electrical arc, an audible warning, or the laser in a further attempt to gain compliance prior to the application of the CED. The laser should not be intentionally directed into anyone's eyes.

The fact that a verbal or other warning was given or the reasons it was not given shall be documented by the officer deploying the CED in the related report.

#### 304.5 USE OF THE CED

The CED has limitations and restrictions requiring consideration before its use. The CED should only be used when its operator can safely deploy the device within its operational range. Although the CED may be effective in controlling most individuals, officers should be aware that the device may not achieve the intended results and be prepared with other options.

If sufficient personnel are available and can be safely assigned, an officer designated as lethal cover for any officer deploying a CED may be considered for officer safety.

#### 304.5.1 APPLICATION OF THE CED

The CED may be used when the circumstances reasonably perceived by the officer at the time indicate that such application reasonably appears necessary to control a person who:

- (a) Is violent or is physically resisting.
- (b) Has demonstrated, by words or action, an intention to be violent or to physically resist, and reasonably appears to present the potential to harm officers, themselves, or others.

Mere flight from a pursuing officer, without additional circumstances or factors, is not good cause for the use of the CED to apprehend an individual.

# Kirkland Police Department

## Kirkland PD Policy Manual

### *Conducted Energy Device*

---

The CED shall not be used to psychologically torment, to elicit statements, or to punish any individual.

#### 304.5.2 SPECIAL DEPLOYMENT CONSIDERATIONS

The use of the CED on certain individuals should generally be avoided unless the totality of the circumstances indicates that other available options reasonably appear ineffective or would present a greater danger to the officer, the subject, or others, and the officer reasonably believes that the need to control the individual outweighs the potential risk of using the device. This includes (Washington State Office of the Attorney General Model Use of Force Policy):

- (a) Individuals who are known to be pregnant.
- (b) Elderly individuals or obvious juveniles.
- (c) Individuals with obviously low body mass.
- (d) Individuals who are handcuffed or otherwise restrained.
- (e) In any environment where an officer knows or has reason to believe that a potentially flammable, volatile, or explosive material is present that might be ignited by an open spark, including but not limited to OC spray with a volatile propellant, gasoline, natural gas, or propane.
- (f) Individuals who are situated on an elevated surface (e.g., a ledge, scaffold, near a precipice) unless reasonable efforts have been made to prevent or minimize a fall-related injury (e.g., deploying a safety net).
- (g) Individuals known to be located in water.
- (h) Operators in physical control of vehicles in motion, including automobiles, trucks, motorcycles, all-terrain vehicles, bicycles, and scooters unless deadly force is justified.

The primary use of a CED is not as a pain compliance tool. Drive-stun mode should only be used when necessary to complete the incapacitation circuit where only one probe has attached to the person, where both probes attached in close proximity, or when no other alternatives to deadly force are available and appropriate (Washington State Office of the Attorney General Model Use of Force Policy).

#### 304.5.3 TARGETING CONSIDERATIONS

Recognizing that the dynamics of a situation and movement of the subject may affect target placement of probes, when practicable, officers should attempt to target the back, lower center mass, and upper legs of the subject, and avoid intentionally targeting the head, neck, chest, or genitals. If circumstances result in one or more probes inadvertently striking an area outside of the preferred target zones, the individual should be closely monitored until examined by paramedics or other medical personnel.

#### 304.5.4 MULTIPLE APPLICATIONS OF THE CED

Officers shall apply the CED for only one standard cycle of five seconds or less and then evaluate the situation before applying any subsequent cycles (Washington State Office of the Attorney General Model Use of Force Policy). Once an officer has successfully deployed the CED

# Kirkland Police Department

## Kirkland PD Policy Manual

### *Conducted Energy Device*

---

on the subject, the officer shall continually assess the subject to determine if additional probe deployments or cycles reasonably appear necessary. Additional factors officers may consider include but are not limited to:

- (a) Whether it is reasonable to believe that the need to control the individual outweighs the potentially increased risk posed by multiple applications.
- (b) Whether the probes are making proper contact.
- (c) Whether the individual has the ability and has been given a reasonable opportunity to comply.
- (d) Whether verbal commands or other options or tactics may be more effective.

Multiple applications of the CED increase the risk of serious bodily injury or death. Officers should not intentionally deploy multiple CEDs at the same person, unless the first deployed CED clearly fails. An officer shall consider other options if the officer has used a CED three times against a person and the person continues to be a threat, as the CED may not be effective against that person (Washington State Office of the Attorney General Model Use of Force Policy).

#### 304.5.5 ACTIONS FOLLOWING DEPLOYMENTS

Officers should take appropriate actions to control and restrain the individual as soon as reasonably practicable to minimize the need for longer or multiple exposures to the CED. As soon as practicable, officers shall notify a supervisor of all CED discharges. Photographs should be taken of the probe contact sites and the expended cartridge, along with both probes and wire, should be submitted into evidence. The cartridge serial number should be noted and documented on the evidence paperwork. The evidence packaging should be marked "Biohazard" if the probes penetrated the subject's skin.

#### 304.5.6 DANGEROUS ANIMALS

The CED may be deployed against an animal as part of a plan to deal with a potentially dangerous animal, such as a dog, if the animal reasonably appears to pose an imminent threat to human safety and alternative methods are not reasonably available or would likely be ineffective.

#### 304.5.7 OFF-DUTY CONSIDERATIONS

Officers are not authorized to carry department CEDs while off-duty. This does not apply to authorized police related outside employment assignments.

Commissioned Officers shall ensure that CEDs are secured while in their homes, vehicles or any other area under their control, in a manner that will keep the device inaccessible to others.

Upon finishing their shift, Correctional Officers shall secure their TASER in their locked locker.

### **304.6 DOCUMENTATION**

Officers shall document all CED discharges in the related arrest/crime report and the appropriate use of force form. Notification shall also be made to a supervisor in compliance with the Use of Force Policy. The display of a CED (armed or not), pointing a CED at a person, laser activation/

# Kirkland Police Department

## Kirkland PD Policy Manual

### *Conducted Energy Device*

---

aiming, or arcing the CED in order to gain compliance is a show of force and shall be documented in accordance with the Use of Force Policy.

Unintentional discharges of a CED cartridge will also be documented on a memorandum to their supervisor. Any report documenting the discharge of a CED cartridge, other than for testing and/or training purposes, will include the cartridge serial number and an explanation of the circumstances surrounding the discharge. This memorandum will be forwarded to the Less Lethal Training Unit Cadre Head or his designee for review.

Data downloads from the CED after use on a subject should be done as soon as practicable using a department-approved process to preserve the data.

#### **304.6.1 CED DEVICE REVIEW**

The Less Lethal Training Unit Cadre Head, or their designee should periodically analyze the use of force and show of force reports to identify trends, including deterrence and effectiveness. The Less Lethal Training Unit Cadre Head, or their designee, should also conduct audits of CED device data downloads and reconcile CED use of force reports with recorded activations on a bi-annual basis. A written report compiling this information shall be submitted to the Risk Management Lieutenant once a year.

#### **304.6.2 REPORTS**

The officer should include the following in the arrest/crime report:

- (a) Identification of all personnel firing CEDs
- (b) Identification of all witnesses
- (c) Medical care provided to the subject
- (d) Observations of the subject's physical and physiological actions
- (e) Any known or suspected drug use, intoxication, or other medical problems

#### **304.7 MEDICAL TREATMENT**

At the earliest safe opportunity at a scene controlled by law enforcement, officers trained in probe removal and handling shall remove CED probes, unless probes are in a sensitive area, such as the head, breast, or groin. Probes in sensitive areas shall be removed by an emergency medical technician (EMT), paramedic, or other health care professional (Washington State Office of the Attorney General Model Use of Force Policy). Used CED probes shall be treated as a sharps biohazard, similar to a used hypodermic needle, and handled appropriately. Universal precautions should be taken.

All persons who have been struck by CED probes, who have been subjected to the electric discharge of the device, or who sustained direct exposure of the laser to the eyes shall be medically assessed prior to booking. Additionally, any such individual who falls under any of the following categories should, as soon as practicable, be examined by paramedics or other qualified medical personnel:



# Kirkland Police Department

## Kirkland PD Policy Manual

### *Conducted Energy Device*

---

- (a) The person is suspected of being under the influence of controlled substances and/or alcohol.
- (b) The person may be pregnant.
- (c) The person reasonably appears to be in need of medical attention.
- (d) The CED probes are lodged in a sensitive area (e.g., groin, female breast, head, face, neck).
- (e) The person requests medical treatment.

Any individual exhibiting signs of distress or who is exposed to multiple or prolonged applications shall be transported to a medical facility for examination or medically evaluated prior to booking. If any individual refuses medical attention, such a refusal should be witnessed by another officer and/or medical personnel and shall be fully documented in related reports. If an audio/video recording is made of the contact or an interview with the individual, any refusal should be included, if possible.

The transporting officer shall inform any person providing medical care or receiving custody that the individual has been subjected to the application of the CED (see the Medical Aid and Response Policy).

#### **304.8 SUPERVISOR RESPONSIBILITIES**

When possible, supervisors should respond to calls when they reasonably believe there is a likelihood the CED may be used. A supervisor should respond to all incidents where the CED was activated. A supervisor should take any deployed CED off-line and place it in the safe in the Field Office. The deployed CED should be replaced with a spare yellow CED from the safe until such time as the original CED is returned to the officer. The supervisor should send a notification email to the Less Lethal Training Unit Cadre head. A member of the Less Lethal Unit will retrieve the deployed CED and download the device's onboard memory through the data port as soon as possible following the incident and save it with the related arrest/crime report.

A supervisor should review each incident where a person or animal has been exposed to an activation of the CED and ensure a Blue Team entry is completed and cc'd to the Less Lethal Unit head.

Photographs of probe sites should be taken and witnesses interviewed.

- If probe sites are located in a sensitive area, such as breasts, buttocks or outer genitalia, a supervisor shall be called to the scene prior to photographs being taken.
- All efforts shall be made for the photographs to be taken with concern for safety, dignity, courtesy, respect for privacy and hygiene, and in compliance with policy and law to protect the rights of those in custody.
- Whenever practicable, photographs should be taken by an officer of the same sex as the person being photographed.
  - If an officer of the same sex is not reasonably available, the supervisor will ensure that all reasonable steps are taken to minimize the exposure of sensitive areas.

# Kirkland Police Department

## Kirkland PD Policy Manual

### *Conducted Energy Device*

---

#### **304.9 TRAINING**

Personnel who are authorized to carry the CED shall be permitted to do so only after successfully completing the initial department-approved training and demonstrating satisfactory skill and proficiency. Any personnel who have not carried the CED as a part of their assignments for a period of six months or more shall be recertified by a qualified CED instructor prior to again carrying or using the device.

Proficiency training for personnel who have been issued CEDs shall occur at least once every two years, with a strong preference for this training to occur on an annual basis. A reassessment of an officer's knowledge and/or practical skills may be required at any time, if deemed appropriate, by the Training Sergeant or the Less Lethal Training Unit Cadre Head. All training and proficiency for CEDs will be documented in the officer's training files.

Command staff, supervisors, and investigators should receive CED training as appropriate for the investigations they conduct and review.

Officers who do not carry CEDs should receive training that is sufficient to familiarize them with the device and with working with officers who use the device.

The Training Sergeant is responsible for ensuring that all members who carry CEDs have received initial and annual proficiency training. Periodic audits should be used for verification.

Application of CEDs during training could result in injuries and should not be mandatory for certification.

The Training Sergeant should include the following training:

- (a) A review of this policy.
- (b) A review of the Use of Force Policy.
- (c) Performing weak-hand draws until proficient to reduce the possibility of unintentionally drawing and firing a firearm.
- (d) Target area considerations, to include techniques or options to reduce the unintentional application of probes to the head, neck, chest, and groin.
- (e) Scenario-based training, including virtual reality training when available.
- (f) Handcuffing a subject during the application of the CED and transitioning to other force options.
- (g) De-escalation techniques.
- (h) Restraint techniques that do not impair respiration following the application of the CED.
- (i) Proper use of cover and concealment during deployment of the CED for purposes of officer safety.
- (j) Proper tactics and techniques related to multiple applications of CEDs.

# Kirkland Police Department

## Kirkland PD Policy Manual

### *Conducted Energy Device*

---

#### 304.9.1 VOLUNTARY EXPOSURE

All voluntary exposures shall be documented according to the Less Lethal Unit's Voluntary Exposure Procedure.

# Officer-Involved Critical Incidents, Shootings and Deaths

## 305.1 PURPOSE AND SCOPE

The purpose of this policy is to establish policy and procedures for the investigation of an officer-involved critical incident in which a person is seriously injured or dies as the result of an officer-involved shooting, use of force, or other police action.

In other incidents not covered by this policy, the Chief of Police may decide that the investigation will follow the process provided in this policy.

## 305.2 POLICY

The policy of the Kirkland Police Department is to ensure that officer-involved critical incidents are investigated in a thorough, fair, impartial and transparent manner.

## 305.3 DEFINITIONS

**Officer-Involved Critical Incident** - Any incident that involves the use of force or other action by an employee resulting in the death or serious physical injury to another person, the intentional discharge of a firearm by an employee in the performance of his/her lawful duties (Officer-involved shooting), the death of a prisoner or inmate, by any means, while in the custody of the Kirkland Police Department, or any incident the Chief of Police believes to be of enough significance so as to trigger the provisions of this policy. This policy does not apply to the following:

- (a) Training or practicing at an approved range.
- (b) Destroying an animal after supervisory authorization.
- (c) The use of a specialized firearm by SWAT in order to enhance officer safety, dispense chemical agents, or as an entry device, when no serious physical injury or death to any person occurs.

**Involved Officer** – Any commissioned or specially commissioned officer who was involved in a critical incident as an active participant.

**Witness Officer** – Any commissioned or specially commissioned officer who witnesses any part of an officer involved critical incident.

**Uninvolved Officer** – An officer who was not involved in, was not present during, and did not witness the officer involved critical incident

**Public Safety Information** – Questions (as covered by CBA 7.7.8) asked of an “Involved Officer” by a supervisor for the purposes of:

- (a) determining the scene boundaries and securing the scene
- (b) identifying and locating outstanding suspect(s)
- (c) determining the number and direction of shots fired if applicable
- (d) identifying witnesses

# Kirkland Police Department

## Kirkland PD Policy Manual

### *Officer-Involved Critical Incidents, Shootings and Deaths*

---

- (e) securing evidence
- (f) determining the extent of any injuries and treating the injured.

Supervisors will make note of the questions they ask and the answers given by an “involved officer”. Supervisors will act on the Public Safety Information as necessary. All Supervisors will carry and follow the guidelines on the Supervisors Checklist for Critical Incident Management.

#### **305.4 TYPES OF INVESTIGATIONS**

Officer-involved critical incidents can involve several separate investigations. The investigations may include:

- A criminal investigation of the suspect's actions by the agency having jurisdiction where the incident occurred. This department may relinquish its criminal investigation to an outside agency with the approval of the Chief of Police or Division Deputy Chief.
- A criminal investigation of the involved officer's action(s) shall be conducted by an outside agency.
- An applicable policy review board to determine policy compliance by involved officers. Use of Force Review Board, Collision Review Board, Pursuit Review Board).
- An internal administrative investigation may be authorized by the Chief if there are indications that the actions of the involved officer(s) were outside policy
- A civil investigation to determine potential liability.

#### **305.5 CONTROL OF INVESTIGATIONS**

Investigators from surrounding agencies may be assigned to work on the criminal investigation of officer-involved critical incidents. This may include at least one investigator from the agency that employs the involved officer.

Jurisdiction is determined by the location of the critical incident and the agency employing the involved officer. The following scenarios outline the jurisdictional responsibilities for investigating officer-involved critical incidents.

##### **305.5.1 CRIMINAL INVESTIGATION OF SUSPECT ACTIONS**

The investigation of any possible criminal conduct by the suspect is controlled by the agency in whose jurisdiction the suspect's crime occurred. For example, the Kirkland Police Department would control the investigation if the suspect's crime occurred in Kirkland.

If multiple crimes have been committed in multiple jurisdictions, the agency in whose jurisdiction the critical incident occurred will control the investigation. The investigation of the suspect(s)' actions may be conducted by the agency in control of the criminal investigation of the involved officer, at the discretion of the Chief of Police and with concurrence from the other agency.

##### **305.5.2 CRIMINAL INVESTIGATION OF OFFICER ACTIONS**

For critical incidents occurring in the City of Kirkland involving Kirkland officers, the criminal investigation of the officer'(s) actions will be conducted by an outside agency designated by the Chief of Police or a Division Captain in the Chief's absence.

# Kirkland Police Department

## Kirkland PD Policy Manual

### *Officer-Involved Critical Incidents, Shootings and Deaths*

---

For critical incidents occurring in the City of Kirkland involving outside agency officers, the criminal investigation of the officer'(s) actions will be conducted by the Kirkland Police Department or by an outside agency designated by the Chief of Police or a Division Captain in the Chief's absence.

Requests made of this department to investigate a critical incident, shooting or death involving an outside agency's officer shall be referred to the Chief of Police or the authorized designee for approval.

#### **305.5.3 ADMINISTRATIVE, CIVIL AND INTERNAL INVESTIGATION**

Regardless of where the incident occurs, the administrative, civil and internal investigation of each involved officer is controlled by the respective employing agency.

#### **305.5.4 OFFICER-INVOLVED USE OF FORCE INVESTIGATIONS**

Where the use of deadly force by an officer results in death, substantial bodily harm, or great bodily harm, an investigation shall be completed by an independent investigative team that is independent of the Department and meets the independent investigations criteria of the Criminal Justice Training Commission (RCW 10.114.011; WAC 139-12-020; WAC 139-12-030).

### **305.6 INVESTIGATION PROCESS**

The following procedures are guidelines used in the investigation of officer-involved critical incidents.

#### **305.6.1 UNINVOLVED OFFICERS' RESPONSIBILITIES**

Upon arrival at the scene of an officer-involved critical incident, shooting or death, the first uninvolved KPD officer will be the officer-in-charge and will assume responsibility for the scene until properly relieved. This officer should, as appropriate:

- (a) Secure the scene and identify and eliminate hazards for all those involved.
- (b) Take reasonable steps to obtain emergency medical attention for injured individuals.
- (c) Request additional resources from the Department or other agencies.
- (d) Coordinate a perimeter or pursuit of suspects.
- (e) Check for injured persons and evacuate as needed.
- (f) Brief the supervisor upon arrival.

#### **305.6.2 SUPERVISOR RESPONSIBILITIES**

Upon learning of an officer-involved critical incident, shooting or death, the supervisor shall be responsible for coordinating all aspects of the incident until he/she is relieved by a Command Officer.

Upon arrival at the scene of an officer-involved critical incident, the first arriving supervisor should (See KPD Supervisors' Checklist for Critical Incident Management [APPENDIX B.pdf](#))

- (a) Immediately assume command of the scene and render it safe.
- (b) Ensure medical attention for all injured individuals.

# Kirkland Police Department

## Kirkland PD Policy Manual

### *Officer-Involved Critical Incidents, Shootings and Deaths*

---

1. \*\*\* If an involved officer is injured and requires immediate medical attention \*\*\*
  - (a) Have another officer accompany the injured officer to the hospital.
  - (b) Have the accompanying officer secure the injured officer's personal effects, uniform, and equipment.
  - (c) Identify and secure inner and outer perimeters.
  - (d) Make command notifications.
  - (e) Appoint an officer to start a crime scene log and record all crime scene activity.
  - (f) Establish a Command Post.
  - (g) Assign an officer to roughly diagram the scene, identify possible evidence and take photos if practical.
  - (h) Ensure all personnel are accounted for, and all personnel on-scene (police, fire, EMS, etc.) are identified and logged.
  - (i) Establish a media area.
    - (a) Do not make any statements to the media or issue any press releases. Refer all media inquiries to the Command Officer or PIO.
  - (j) As soon as practical, remove the involved officer from the immediate area of the incident and assign an uninvolved officer to stay with the involved officer until a Command Officer (or their designee) arrives to accompany the involved officer back to the station.
  - (k) Attempt to obtain a brief overview of the situation from any witnessing officer(s).
  - (l) In the event that there are no witnessing officers who can supply an adequate public safety overview, the supervisor should attempt to obtain a brief voluntary public safety overview from one involved officer. (See the KPD Supervisors' checklist for Critical Incident Management under Appendix B)
  - (m) Supervisors will make note of the questions they ask and the answers provided by the officer.
  - (n) Supervisors will act on the public safety information as needed.
  - (o) If an involved officer refuses to voluntarily provide public safety information, the supervisor will administratively order (per CBA 7.7.8) the officer to immediately provide public safety information necessary to treat the injured, secure the scene, secure evidence, identify witnesses, or apprehend suspects.
    1. Public safety information shall be limited to such things as:
      - (a) determining the scene boundaries and securing the scene
      - (b) identifying and locating outstanding suspect(s)
      - (c) determining the number and direction of shots fired (if applicable)
      - (d) identifying and locating witnesses
      - (e) securing evidence

# Kirkland Police Department

## Kirkland PD Policy Manual

### *Officer-Involved Critical Incidents, Shootings and Deaths*

---

- (f) determining extent of injuries and treating the injured
  - 1. \* The initial on-scene supervisor should not attempt to order any officer to provide any information other than public safety information\*
  - 2. \*\* Refusing to answer public safety questions after being administratively ordered to do so by a supervisor may result in discipline up to, and including, termination. \*\*
- (p) Provide all relevant information to responding officers, the on-scene Command Officer and NORCOM if applicable. If feasible, sensitive information should be communicated over secure networks.
- (q) Remain on-scene and in command of the incident until relieved by a Command Officer.

#### 305.6.3 COMMAND OFFICER RESPONSIBILITIES

Upon the first Command Officer's arrival at the scene of an officer-involved critical incident, shooting or death, he/she should ensure that the following has been completed (See KPD Command Officers' Checklist for Critical Incident Management under [APPENDIX C.pdf](#))

- (a) Obtain a brief from the on-scene supervisor and ensure that their responsibilities have been fulfilled.
- (b) As soon as practical take command of incident and ensure adequate resources are present or responding.
- (c) If an involved officer has been injured and transported to a medical facility, coordinate notification of the injured officer's emergency contact.
- (d) Contact the Peer Support Team Commander or, if unavailable, the Peer Support Team Leader.
- (e) Remove, if practical, the involved officer(s) from the immediate area of the scene, preferably to the police station, accompanied by an uninvolved supervisor or officer. Involved officers should be transported separately.
- (f) Prior to transporting, each involved officer should be given an administrative order not to discuss the incident with other involved or witnessing officers pending further direction by a supervisor or Command Officer.
- (g) For incidents involving the discharge of a firearm by an officer:
  - 1. When an officer's weapon is taken or left at the scene (e.g., evidence), the officer(s) will be transported to the station by another officer or supervisor and will be provided with a comparable replacement weapon.
  - 2. When an officer's weapon is secured at the station the officer(s) will be provided with a comparable replacement weapon.
- (h) Make additional Command notifications as needed, ensure PIO is enroute.

#### 305.6.4 NOTIFICATIONS

The following persons shall be notified as soon as practicable:



# Kirkland Police Department

## Kirkland PD Policy Manual

### *Officer-Involved Critical Incidents, Shootings and Deaths*

---

- Chief of Police via the involved officer'(s) chain of command.
- Professional Standards Deputy Chief
- Investigations and Risk Management Lieutenants
- Outside agency investigators (if appropriate)
- Peer Support personnel
- Chaplain
- Involved officer's agency representative (if requested)
- Public Information Officer

#### 305.6.5 ADDITIONAL NOTIFICATIONS

- Medical Examiner (if necessary and when ready)
- City Prosecutor should be considered.

#### 305.6.6 INVOLVED OFFICERS

The following shall be considered for the involved officer:

- (a) Any request for legal or union representation will be accommodated.
  1. Involved KPD officers shall not be permitted to meet collectively or in a group with an attorney or any representative prior to providing a formal interview or report.
  2. Requests from involved non-KPD officers should be referred to their employing agency.
- (b) Discussions with licensed attorneys will be considered privileged as attorney-client communications.
- (c) Discussions with agency representatives/employee groups will be privileged only as to the discussion of non-criminal information.
- (d) A licensed psychotherapist shall be provided by the Department to each involved KPD officer. A licensed psychotherapist may also be provided to any other affected KPD members, upon request.
  1. Interviews with a licensed psychotherapist will be considered privileged.
  2. An interview or session with a licensed psychotherapist may take place prior to the member providing a formal interview or report. However, involved members shall not be permitted to consult or meet collectively or in a group with a licensed psychotherapist prior to providing a formal interview or report.
  3. A separate fitness-for-duty exam may also be required (see the Fitness for Duty Policy).
- (e) The Department will consider communications between qualified peer counselors and involved officers to be privileged (RCW 5.60.060).

# Kirkland Police Department

## Kirkland PD Policy Manual

### *Officer-Involved Critical Incidents, Shootings and Deaths*

---

Care should be taken to preserve the integrity of any physical evidence present on the involved officer's equipment or clothing, such as blood or fingerprints, until investigators or lab personnel can properly retrieve it.

Each involved KPD officer should be given reasonable paid administrative leave following an officer-involved critical incident, shooting or death. Until the Officer-Involved Critical Incident Investigation is complete, the Division Deputy Chief of the involved officer, with the concurrence of the Chief of Police, shall determine whether the involved officer returns to duty, is reassigned to administrative duties, or continues on administrative leave.

#### **305.7 CRIMINAL INVESTIGATION**

It shall be the policy of this department to utilize an outside agency designated by the Chief of Police to conduct an independent criminal investigation into the circumstances of any officer-involved critical incident, use of force, or shooting involving serious injury or death.

Once public safety issues have been addressed, criminal investigators should be given the opportunity to obtain a voluntary statement from involved officers and to complete their interviews.

The following shall be considered for the involved officer:

- (a) KPD supervisors and the Investigations Lieutenant should not participate directly in any voluntary interview of KPD officers. This will not prohibit such personnel from monitoring interviews or providing the criminal investigators with topics for inquiry.
- (b) If requested, any involved officer will be afforded the opportunity to consult individually with a guild representative of his/her choosing and/or an attorney prior to speaking with criminal investigators. However, in order to maintain the integrity of each involved officer's statement, involved officers shall not talk to any other involved officer or witness about the critical incident prior to being interviewed.
- (c) If any involved officer is physically, emotionally or otherwise not in a position to provide a voluntary statement when interviewed by criminal investigators, consideration should be given to allowing a reasonable period for the officer to schedule an alternate time for the interview.
- (d) Any voluntary statement provided by an involved officer will be made available for inclusion in any related investigation, including administrative investigations. However, no administratively compelled statement will be provided to any criminal investigators unless the officer consents.

##### **305.7.1 REPORTS BY INVOLVED KPD OFFICERS**

In the event that suspects remain outstanding or subject to prosecution for related offenses, this department shall retain the authority to require involved KPD officers to provide sufficient information for related criminal reports to facilitate the apprehension and prosecution of those individuals.

While the involved KPD officer may write the report, it is generally recommended that such reports be completed by assigned investigators, who should interview all involved officers as victims/witnesses. Since the purpose of these reports will be to facilitate criminal prosecution, statements

# Kirkland Police Department

## Kirkland PD Policy Manual

### *Officer-Involved Critical Incidents, Shootings and Deaths*

---

of involved officers should focus on evidence to establish the elements of criminal activities by suspects. Care should be taken not to duplicate information provided by involved officers in other reports.

Nothing in this section shall be construed to deprive an involved KPD officer of the right to consult with legal counsel prior to completing any such criminal report.

Reports related to the prosecution of criminal suspects will be processed according to normal procedures, but should also be included for reference in the investigation of the officer-involved critical incident, shooting or death.

#### 305.7.2 WITNESS IDENTIFICATION AND INTERVIEWS

Because potential witnesses to an officer-involved critical incident, shooting or death may become unavailable or the integrity of their statements compromised with the passage of time, a supervisor should take reasonable steps to promptly coordinate with criminal investigators to utilize available law enforcement personnel for the following:

- (a) Identification of all persons present at the scene and in the immediate area.
  - 1. When feasible, a recorded statement should be obtained from those persons who claim not to have witnessed the incident but who were present at the time it occurred.
  - 2. Any potential witness who is unwilling or unable to remain available for a formal interview should not be detained absent reasonable suspicion to detain or probable cause to arrest. Without detaining the individual for the sole purpose of identification, attempts to identify the witness prior to his/her departure should be made whenever feasible.
- (b) Witnesses who are willing to provide a formal interview should be asked to meet at a suitable location where criminal investigators may obtain a recorded statement. Such witnesses, if willing, may be transported by a member of the Department.
  - 1. A written, verbal or recorded statement of consent should be obtained prior to transporting a witness. When the witness is a minor, consent should be obtained from the parent or guardian, if available, prior to transportation.
- (c) Promptly contacting the suspect's known family and associates to obtain any available and untainted background information about the suspect's activities and state of mind prior to the incident.

#### 305.7.3 INVESTIGATIVE PERSONNEL

Once notified of an officer-involved critical incident, shooting or death, it shall be the responsibility of the designated Investigation Unit supervisor to assign appropriate investigative personnel to handle the investigation of related crimes.

All related department reports, except administrative and/or privileged reports, will be forwarded to the designated Investigation Unit supervisor for approval. Privileged reports shall be maintained exclusively by members who are authorized such access. Administrative reports will be forwarded to the appropriate Division Deputy Chief.

# Kirkland Police Department

## Kirkland PD Policy Manual

### *Officer-Involved Critical Incidents, Shootings and Deaths*

---

#### **305.8 REVIEW BOARDS**

Where appropriate, review boards may be convened at the direction of the Chief of Police to determine compliance with department policies. The review boards include:

##### USE OF FORCE REVIEW BOARD (See Use of Force Review Board Policy):

The Use of Force Review Board is empowered to conduct an administrative review and investigation into the circumstances of any use of force incident resulting in death or very serious injury to another, to determine conformance with department policy.

##### COLLISION REVIEW BOARD (See Traffic Collision Reporting Policy):

The Administrative Review Board will review all police vehicle collisions/incidents. The Board is to determine the primary cause of the collisions/incidents, whether department policies were followed, if there were any mitigating or extenuating circumstances, and to check that all reports are thorough and complete.

##### PURSUIT REVIEW BOARD (See Vehicle Pursuit Policy):

All pursuits will be examined by a Pursuit Review Board whose purpose is to ensure compliance with this policy and to identify any possible training needs.

#### **305.9 INTERNAL ADMINISTRATIVE INVESTIGATION**

In addition to all other investigations associated with an officer-involved critical incident, shooting or death, this department may conduct an internal administrative investigation of involved KPD officers to determine conformance with department policy. An internal administrative investigation must be authorized by the Chief of Police. This investigation will be conducted by an assigned Lieutenant, designated by the Chief of Police, and will be considered confidential. Internal administrative investigations will be in compliance with the current Collective Bargaining Agreements and the Personnel Complaints Policy.

Interviews of members shall be subject to the current Collective Bargaining Agreement (CBA), department policies and applicable laws.

- (a) If any officer has voluntarily elected to provide a statement to criminal investigators, the assigned Lieutenant may review that statement before proceeding with any further interview of that involved officer.
  - 1. If a further interview of the officer is deemed necessary to determine policy compliance, care should be taken to limit the inquiry to new areas with minimal, if any, duplication of questions addressed in the voluntary statement. The involved officer shall be provided with a copy of his or her prior statement before proceeding with any subsequent interviews.
- (b) In the event that an involved officer has elected to not provide criminal investigators with a voluntary statement, the assigned Lieutenant will conduct an administrative interview to determine all relevant information.

# Kirkland Police Department

## Kirkland PD Policy Manual

### *Officer-Involved Critical Incidents, Shootings and Deaths*

---

1. Although this interview should not be unreasonably delayed, care should be taken to ensure that the officer's physical and psychological needs have been addressed before commencing the interview.
2. If requested, the officer shall have the opportunity to select an uninvolved representative to be present during the interview. However, in order to maintain the integrity of each individual officer's statement, involved officers shall not consult or meet with a representative or attorney collectively or in groups prior to being interviewed.
3. Administrative interviews should be recorded by the investigator. The officer may also record the interview.
4. The officer shall be informed of the nature of the investigation. If an officer refuses to answer questions, he/she should be given his/her Garrity rights and ordered to provide full and truthful answers to all questions. The officer shall be informed that the interview will be for administrative purposes only and that the statement cannot be used criminally.
5. The assigned Lieutenant shall ensure all internal administrative investigation reports are submitted to the Chief of Police via the chain of command for determination of compliance with applicable policies, review and findings.
6. Regardless of whether use of force is an issue in the case, the completed internal administrative investigation shall be submitted to a Use of Force Review Board, which will restrict its findings as to whether there was compliance with the Use of Force Policy.
7. Any other indications of potential policy violations shall be determined in accordance with standard disciplinary procedures.

#### **305.10 CIVIL LIABILITY RESPONSE**

A member of this department may be assigned to work exclusively under the direction of the legal counsel for the Department to assist in the preparation of materials deemed necessary in anticipation of potential civil litigation.

All materials generated in this capacity shall be considered attorney work product and may not be used for any other purpose. The civil liability response is not intended to interfere with any other investigation but shall be given reasonable access to all other investigations.

#### **305.11 AUDIO AND VIDEO RECORDINGS**

When preparing written reports, witness Officers should review their recordings as a resource. However, Officers shall not retain personal copies of recordings. Officers should not use the fact that a recording was made as a reason to write a less detailed report. Officers may review recordings made by other officers if they have a related investigative interest, such as a detective being assigned a case for follow up, an officer having a common suspect or vehicle, or the recording would offer other investigative leads that are articulable by the officer. Officers may not review recordings made by other officers for personal curiosity reasons.

# Kirkland Police Department

## Kirkland PD Policy Manual

### *Officer-Involved Critical Incidents, Shootings and Deaths*

---

In situations where an Officer has not been able to review relevant BWC video prior to preparing a written report, providing a statement, or answering questions as part of a formal interview, or informal questioning, the Department recognizes that in those situations, the potential for accuracy may be diminished. As such, an Officer should not receive any discipline based solely upon a difference between the officer's report and the video evidence unless the preponderance of the evidence proves deception.

Based on the facts and circumstances known to the Department an involved Officer can be compelled by the Chief of Police, under penalty of termination, to provide a written statement. A compelled statement cannot be used against the officer in a criminal trial.

If an Officer is being compelled to make a statement regarding an incident in which substantial bodily harm or death occurs, the following procedures will be followed:

- (a) The involved Officer will prepare and submit a written statement based on their perception and recollection of the incident.
- (b) The Officer will then be provided their BWC video footage and may prepare an additional follow up or supplemental statement to their initial statement if the video footage provides additional recollection, or details, that they are able to clarify.
- (c) Involved Officers will not be provided any witness Officer BWC video prior to submitting their initial statement or any follow up statements.

If the Department determines that the Officer will not be compelled to provide a written statement, based on the investigation of the Independent Force Investigation Team, the BWC video will not be released to the Officer except through normal discovery processes.

Any BWC video and other known video or audio recordings of an incident should not be publicly released during an ongoing investigation without consulting the Independent Force Investigative Team, prosecuting attorney or City Attorney's Office, as appropriate.

#### **305.12 DEBRIEFING**

Following an officer-involved critical incident, the Kirkland Police Department should conduct both a critical incident/stress debriefing and a tactical debriefing.

##### **305.12.1 CRITICAL INCIDENT/STRESS DEBRIEFING**

A critical incident/stress debriefing should occur as soon as practicable. The Risk Management Lieutenant, in coordination with the Peer Support Team Leader, is responsible for organizing the debriefing. Notes and recorded statements should not be taken because the sole purpose of the debriefing is to help mitigate the stress-related effects of a traumatic event.

The debriefing is not part of any investigative process. Care should be taken not to release or repeat any communication made during a debriefing unless otherwise authorized by policy, law or a valid court order.

Attendance at the debriefing shall only include those members of the Department directly involved in the incident, which can include support personnel (e.g., dispatcher or other non-sworn). Family

# Kirkland Police Department

## Kirkland PD Policy Manual

### *Officer-Involved Critical Incidents, Shootings and Deaths*

---

or other support personnel may attend with the concurrence of those involved in the incident. The debriefing shall be closed to the public and should be closed to all other members of the Department.

#### **305.12.2 TACTICAL DEBRIEFING**

A tactical debriefing should take place to come up with recommendations on any training or areas of policy that the review boards identified as needing improvement. The Chief of Police should identify the appropriate participants, utilizing the appropriate cadre heads where possible.

This debriefing should not be conducted until all involved members have provided recorded or formal statements to criminal, administrative and/or internal investigators.

#### **305.13 MEDIA RELATIONS**

Any media release shall be prepared by the Public Information Officer (PIO) with input and concurrence from supervisory representatives responsible for each phase of the investigation. Releases, once approved by the Professional Standards Deputy Chief, will be available to all personnel. Inquiries from the media will be directed to the PIO.

No KPD officer shall make any comment to the media unless he/she is authorized by the Chief of Police or a Division Deputy Chief.

Department members receiving inquiries regarding officer-involved critical incidents, shootings or deaths occurring in other jurisdictions shall refrain from public comment and will direct those inquiries to the agency having jurisdiction and primary responsibility for the investigation.

## Firearms

### 306.1 PURPOSE AND SCOPE

This policy provides guidelines for issuing firearms, the safe and legal carrying of firearms, firearms maintenance, and firearms training.

This policy does not apply to issues related to the use of firearms that are addressed in the Use of Force or Officer-Involved Critical Incidents, Shootings and Deaths Policies.

This policy only applies to those members who are authorized to carry firearms.

### 306.2 POLICY

The Kirkland Police Department will equip its members with firearms to address the risks posed to the public and department members by violent and sometimes well-armed persons. The Department will ensure firearms are appropriate and in good working order and that relevant training is provided as resources allow.

### 306.3 AUTHORIZED FIREARMS, AMMUNITION, AND OTHER WEAPONS

A firearm is a weapon with lethal ammunition carried by an officer that meets the firearm specifications of the Department or that has been authorized as a specialty firearm by the Chief of Police or the authorized designee (Washington State Office of the Attorney General Model Use of Force Policy). Members shall only use firearms that are issued or approved by the Department and have been thoroughly inspected by the Senior Firearms Instructor. No firearm shall be carried by a member who has not qualified with that firearm at an authorized department range.

All other weapons not provided by the Department may not be carried by members in the performance of their official duties without the express written authorization of the member's Deputy Chief including but not limited to:

- (a) Edged weapons.
- (b) Chemical or electronic weapons.
- (c) Impact weapons.
- (d) Any weapon prohibited, or restricted by law, or that is not covered elsewhere by department policy.

This exclusion does not apply to the carrying of a single folding pocketknife that is not otherwise prohibited by law.

#### 306.3.1 HANDGUNS

The authorized department-issued handgun is the Sig Sauer 9mm, .40, or .45 semi-automatic handgun, depending on preference and fit.

A second department issued firearm may be issued at the direction of the Chief of Police. This firearm may be carried in lieu of the authorized departmental issued handgun. When carried, the second department issued firearm will be carried in a holster and in a concealed manner.



# Kirkland Police Department

## Kirkland PD Policy Manual

### Firearms

---

#### 306.3.2 PATROL RIFLES

The authorized department-issued patrol rifle is the [Colt AR-15].

Members may deploy the patrol rifle in any circumstance where the member can articulate a reasonable expectation that the rifle may be needed. Examples of some general guidelines for deploying the patrol rifle may include, but are not limited to:

- (a) Situations where the member reasonably anticipates an armed encounter.
- (b) When a member is faced with a situation that may require accurate and effective fire at long range.
- (c) Situations where a member reasonably expects the need to meet or exceed a suspect's firepower.
- (d) When a member reasonably believes that there may be a need to fire on a barricaded person or a person with a hostage.
- (e) When a member reasonably believes that a suspect may be wearing body armor.
- (f) When authorized or requested by a supervisor.
- (g) When needed to euthanize an animal.

When not deployed, the patrol rifle shall be properly secured in a locking weapons rack in the patrol vehicle in a patrol ready condition. A patrol rifle is considered in a patrol ready condition when it has been inspected by the assigned officer, the bolt is closed on an empty chamber, a fully loaded magazine has been inserted into the magazine well, and the selector lever is in the safe position.

#### 306.3.3 AUTHORIZED SECONDARY HANDGUN

Members desiring to carry department or personally owned secondary handguns are subject to the following restrictions:

- (a) The handgun shall be in good working order and approved by the Senior Firearms Instructor.
- (b) Only one secondary handgun may be carried at a time.
- (c) The purchase of the handgun and ammunition shall be the responsibility of the member unless the handgun and ammunition are provided by the Department.
- (d) The handgun shall be carried concealed at all times and in such a manner as to prevent unintentional cocking, discharge or loss of physical control.
- (e) The handgun shall be inspected by the Senior Firearms Instructor prior to being carried and thereafter shall be subject to inspection whenever it is deemed necessary.
- (f) Ammunition shall be the same as department issue. If the caliber of the handgun is other than department issue, the Chief of Police or the authorized designee shall approve the ammunition.
- (g) Prior to carrying the secondary handgun, members shall qualify under range supervision and thereafter shall qualify in accordance with the department qualification schedule. Members must demonstrate proficiency and safe handling, and that the handgun functions properly.

# Kirkland Police Department

## Kirkland PD Policy Manual

### Firearms

---

- (h) Members shall provide written notice of the make, model, color, serial number and caliber of a secondary handgun to the Senior Firearms Instructor, who will maintain a list of the information.

#### **306.3.4 AUTHORIZED OFF-DUTY FIREARMS**

The carrying of firearms by commissioned officers while off-duty is permitted by the Chief of Police but may be rescinded should circumstances dictate (e.g., administrative leave). Commissioned officers who choose to carry a firearm while off-duty, based on their authority as peace officers, will be required to meet the following guidelines:

- (a) The firearm shall be carried concealed at all times and in such a manner as to prevent unintentional cocking, discharge or loss of physical control.
- (b) When armed, officers shall carry their badges and Kirkland Police Department identification cards under circumstances requiring possession of such identification.

Carrying of off-duty firearms by officers with special commissions (Corrections Officers) is not authorized by the department. Special commissioned officers shall conform to all laws required of any citizen for the carrying of firearms. Concealed Pistol Licenses are required in order to carry personally owned concealed firearms while off-duty for special commissioned officers. The carrying of department issued firearms while off-duty is prohibited for special commissioned officers.

#### **306.3.5 AMMUNITION**

Members shall carry only department-authorized ammunition. Members shall be issued fresh duty ammunition in the specified quantity for all department-issued firearms during the member's firearms qualification. Replacements for unserviceable or depleted ammunition issued by the Department shall be dispensed by the Senior Firearms Instructor when needed, in accordance with established policy.

Members carrying personally owned authorized secondary firearms of a caliber differing from department-issued firearms shall be responsible for obtaining fresh duty ammunition in accordance with the above, at their own expense.

#### **306.4 EQUIPMENT**

Firearms carried on-duty shall be maintained in a clean, serviceable condition.

Officers shall clean their firearms within 12 hours of firing. Since the use of personally owned weapons as a secondary weapon is at the option of the individual officer, that officer will be responsible for the furnishing, maintenance and repair of such weapon.

##### Rifle Maintenance

- (a) Primary responsibility for maintenance of patrol rifles shall fall on the Senior Firearms Instructor or armorer.
- (b) On the first Sunday of each month, the day shift supervisor will ensure that the rifles are removed from the patrol vehicles, cleaned and returned to the patrol vehicles.

# Kirkland Police Department

## Kirkland PD Policy Manual

### Firearms

---

- (c) Officers will ensure that the rifles are kept as clean as possible.
- (d) Each patrol officer carrying a patrol rifle will be required to field strip and clean an assigned patrol rifle as needed.
- (e) Each patrol officer shall be responsible for promptly reporting any damage or malfunction of an assigned patrol rifle.
- (f) Any patrol rifle found to be unserviceable shall be removed from service. The rifle shall be clearly labeled as "out of service," placed in the armory and details regarding the weapon's condition shall be included on the label.
- (g) Each patrol rifle shall be subject to inspection by a supervisor, the Senior Firearms Instructor or Armorer at any time.
- (h) No modification shall be made to any patrol rifle except by the Senior Firearms Instructor or armorer.

#### 306.4.1 REPAIRS OR MODIFICATIONS

Each member shall be responsible for promptly reporting any damage or malfunction of an assigned firearm to a supervisor or the Senior Firearms Instructor.

Firearms that are the property of the Department may be repaired or modified only by a person who is department-approved and certified as an armorer or gunsmith in the repair of the specific firearm. Such modification or repair must be authorized in advance by the Senior Firearms Instructor.

Any repairs or modifications to the member's personally owned firearm being used as an authorized secondary firearm shall be done at his/her expense and must be approved by the Senior Firearms Instructor.

#### 306.4.2 PREGNANCY / NURSING CONSIDERATIONS

The Department will accommodate Department officers who are pregnant or nursing as follows:

When an officer notifies her immediate supervisor of a request for a temporary exemption of firearm qualification testing requirements, the officer will be provided with a physician's estimate of physical capacities form. Officers may receive a temporary exemption of the firearm qualification testing requirement during twelve months of the pregnancy/delivery term upon submission of a physician's estimate of physical capacities form to her immediate supervisor.

If an officer receives a temporary exemption of firearm qualification testing due to pregnancy or nursing, that officer shall be temporarily ineligible to perform patrol functions, and will work with her immediate supervisor regarding a modified duty position following Department and City policy. A temporary firearm qualification exemption due to nursing will be granted for up to three (3) months from the date of being released to full time regular duty.

Alternatively, Officers who are pregnant or nursing may wear protective masks during the qualification process (with a HEPA filter rated for lead); and/or Officers who are pregnant or nursing may use lead-free ammunition; and/or Officers who are pregnant or nursing have the option of not picking up spent brass; and/or Officers who are pregnant or nursing may receive assignment of another officer to clean a pregnant officer's service weapon; and/or Officers who are pregnant

# Kirkland Police Department

## Kirkland PD Policy Manual

### *Firearms*

---

or nursing may coordinate with their immediate supervisor to time the qualification testing for a period during the pregnancy and/or after delivery that would be consistent with the officer's doctor's written recommendation.

In every case, Officers who were pregnant or nursing and are out of compliance with firearm qualification testing must re-qualify upon receipt of a physician's estimate of physical capacities form that provides clearance for firearm qualification before returning to full time regular duty.

#### 306.4.3 HOLSTERS

Only department-approved holsters shall be used and worn by members. Members shall periodically inspect their holsters to make sure they are serviceable and provide the proper security and retention of the handgun.

#### 306.4.4 TACTICAL LIGHTS

Tactical lights may only be installed on a firearm carried on- or off-duty after they have been examined and approved by the Senior Firearms Instructor. Once the approved tactical lights have been properly installed on any firearm, the member shall qualify with the firearm to ensure proper functionality and sighting of the firearm prior to carrying it.

#### 306.4.5 OPTICS OR LASER SIGHTS

Optics or laser sights may only be installed on a firearm carried on- or off-duty after they have been examined and approved by the Senior Firearms Instructor. Any approved sight shall only be installed in strict accordance with manufacturer specifications. Once approved sights have been properly installed on any firearm, the member shall qualify with the firearm to ensure proper functionality and sighting of the firearm prior to carrying it.

Except in an approved training situation, a member may only sight in on a target when the member would otherwise be justified in pointing a firearm at the target.

### **306.5 SAFE HANDLING, INSPECTION AND STORAGE**

Members shall maintain the highest level of safety when handling firearms and shall consider the following:

- (a) Members shall not unnecessarily display or handle any firearm.
- (b) Members shall be governed by all rules and regulations pertaining to the use of the range and shall obey all orders issued by the Senior Firearms Instructor. Members shall follow all proper dry fire protocols as instructed by the firearms cadre.
- (c) Members shall not clean, repair, load or unload a firearm anywhere in the Department, except where clearing barrels are present or while on the range.
- (d) Rifles removed from vehicles or the equipment storage room shall be loaded and unloaded while pointed into a clearing barrel unless the need arises in the field, at which point the rifle should be loaded and unloaded while pointing towards the ground.
- (e) Members shall not place or store any firearm or other weapon on department premises except where the place of storage is locked. No one shall carry firearms into the jail

# Kirkland Police Department

## Kirkland PD Policy Manual

### Firearms

---

section or any part thereof when securing or processing an arrestee, but shall place all firearms in a secured location. Members providing access to the jail section to persons from outside agencies are responsible for ensuring firearms are not brought into the jail section.

- (f) Members shall not use any automatic firearm, heavy caliber rifle, gas or other type of chemical weapon or firearm from the armory, except with approval of a supervisor.
- (g) Any firearm authorized by the Department to be carried on- or off-duty that is determined by a member to be malfunctioning or in need of service or repair shall not be carried. Any department issued weapon that is determined to be malfunctioning or in need of service shall be promptly presented to the Department or a Senior Firearms Instructor approved by the Department for inspection and repair. Any firearm deemed in need of repair or service by the Senior Firearms Instructor will be immediately removed from service. If the firearm is the member's primary duty firearm, a replacement firearm will be issued to the member until the duty firearm is serviceable.

#### 306.5.1 INSPECTION AND STORAGE

Handguns shall be inspected regularly and upon access or possession by another person. Rifles shall be inspected at the beginning of the shift by the member to whom the weapon is issued. The member shall ensure that the firearm is carried in the proper condition and loaded with approved ammunition. Inspection of the rifle shall be done while standing outside of the patrol vehicle. All firearms shall be pointed in a safe direction or into clearing barrels.

Department issued handguns and personally owned handguns may be safely stored in lockers at the end of the shift. Handguns may remain loaded if they are secured in an appropriate holster.

#### 306.5.2 STORAGE AT HOME

Members shall ensure that all firearms and ammunition are locked and secured while in their homes, vehicles or any other area under their control, and in a manner that will keep them inaccessible to children and others who should not have access. Members shall not permit department-issued firearms to be handled by anyone not authorized by the Department to do so. Members should be aware that negligent storage of a firearm could result in civil liability.

The department shall provide trigger locks for all issued weapons to any department personnel that requests them.

#### 306.5.3 ALCOHOL AND DRUGS

Firearms shall not be carried by any member, either on- or off-duty, who has consumed an amount of an alcoholic beverage, taken any drugs or medication, or has taken any combination thereof that would tend to adversely affect the member's senses or judgment.

### 306.6 FIREARMS TRAINING AND QUALIFICATIONS

All members who carry a firearm while on-duty are required to qualify once annually with their duty firearms on an approved course of fire. Members will qualify with secondary firearms at least annually.

# Kirkland Police Department

## Kirkland PD Policy Manual

### Firearms

---

At least annually, all members carrying a firearm should receive practical training designed to simulate field situations including low-light shooting.

The Senior Firearms Instructor shall be responsible for keeping accurate records of all qualifications, repairs, maintenance and training. In addition to regular qualification schedules, the Senior Firearms Instructor shall be responsible for providing to all personnel carrying a firearm, annual training on the department use of force policy which demonstrates their knowledge and understanding. These records shall be forwarded to the Training Officer for entry into the training database.

#### 306.6.1 NON-QUALIFICATION

If any member fails to meet minimum standards for firearms training or qualification for any reason, including injury, illness, duty status or scheduling conflict, that member shall submit a memorandum to his/her immediate supervisor and the Senior Firearms Instructor prior to the end of the required training or qualification period.

- (a) A Command Officer may grant temporary exemptions for medical reasons upon submission of a recommendation signed by a physician or in case of an administrative necessity upon written request of the officer's supervisor.

Failure to qualify with a department issued firearm (handgun and rifle) directly impacts an officer's ability to fulfill their duties as an officer with the Kirkland Police Department.

#### Initial Firearm Qualification Day

The officer will be given two attempts to qualify on this day. If the officer fails to qualify on their first attempt, then they will immediately be given a second opportunity to qualify on this date. If the officer does not qualify on this second attempt then the Firearms Instructor will provide the officer with a Firearms Qualification Improvement Plan. The Firearms Qualification Improvement Plan will outline the bulleted items (a, b, & c) listed below. However, if the failure to qualify raises serious performance related issues where the Firearms Instructor believes the officer should not be allowed to immediately return to duty with their weapon, then the Firearms Instructor may advise an on-duty supervisor of their recommendation to relieve the officer from duty. The on-duty supervisor would then determine whether or not to relieve the officer from duty. Upon determination, the on-duty supervisor will notify their Lieutenant via the chain-of-command.

- (a) Failed attempts to qualify.
- (b) Plans for two remedial training sessions with a KPD Firearms Instructor which will occur prior to re-qualification.
- (c) Firearm re-qualification date will be set for a period of at least fourteen (14) days from the date of the Qualification Improvement Plan.

#### Second Firearm Qualification Day

The officer will report for the second firearm qualification day as outlined in the previous Qualification Improvement Plan. The officer will be given two attempts to qualify on this day. These qualification attempts will be on the same qualification course that the officer had previously failed.

# Kirkland Police Department

## Kirkland PD Policy Manual

### *Firearms*

---

If an officer fails both attempts to qualify on this day, the firearms instructor shall immediately contact that officer's immediate supervisor and the Senior Firearms Instructor. The officer will immediately be removed from their normal duty assignment and will be assigned to a modified duty assignment that does not require the use of a firearm, as determined by the Chief of Police or their designee. A Performance Improvement Plan (PIP) will be created by the Senior Firearms Instructor and will outline:

- (a) Failed attempts to qualify.
- (b) Remedial training completed.
- (c) Plans for additional remedial training, to include but not limited to, a basic 40 hour Firearms training course.
- (d) Firearm re-qualification date will be set for no later than thirty (30) days from the date of the PIP notice created by the Senior Firearms Instructor.

#### Third Firearm Qualification Day

The officer will report for the third firearm qualification day as outlined in the PIP written by the Senior Firearms Instructor. The officer will be given two attempts to qualify on this day. These qualification attempts will be on the same qualification course that the officer had previously failed. If an officer fails to qualify on this day, then the officer will remain on their modified duty assignment and a memo will be sent to the Chief, by the Senior Firearms Instructor, for final review and determination on the officer's status.

#### **306.7 FIREARM DISCHARGE**

Except during training or recreational use, any member who discharges a firearm intentionally or unintentionally, on- or off-duty, shall make a written report to his/her supervisor and complete an appropriate Blue Team entry as soon as circumstances permit. If the discharge results in injury or death to another person, additional statements and reports shall be made in accordance with the Officer-Involved Critical Incidents, Shootings and Deaths Policy. If a firearm was discharged as a use of force, the involved member shall adhere to the additional reporting requirements set forth in the Use of Force Policy.

In all other cases, written reports shall be made as follows:

- (a) If on-duty at the time of the incident, the member shall file a written report with his/her supervisor and complete a firearms discharge entry in Blue Team prior to the end of shift unless otherwise directed.
- (b) If off-duty at the time of the incident, a written report and a firearms discharge entry in Blue Team shall be submitted no later than the end of the next regularly scheduled shift, unless otherwise directed by a supervisor.

The receiving supervisor shall make a Command Staff notification of the incident and ensure that the firearms discharge entry in Blue Team is routed to their Division Lieutenant and to the Senior Firearms Instructor.

# Kirkland Police Department

## Kirkland PD Policy Manual

### *Firearms*

---

#### 306.7.1 DESTRUCTION OF ANIMALS

Members are authorized to use firearms to stop an animal in circumstances where the animal reasonably appears to pose an imminent threat to human safety and alternative methods are not reasonably available or would likely be ineffective.

In circumstances where there is sufficient advance notice that a potentially dangerous animal may be encountered, department members should develop reasonable contingency plans for dealing with the animal (e.g., fire extinguisher, conducted energy device, oleoresin capsicum (OC) spray, animal control officer). Nothing in this policy shall prohibit any member from shooting a dangerous animal if circumstances reasonably dictate that a contingency plan has failed, becomes impractical, or if the animal reasonably appears to pose an imminent threat to human safety.

#### 306.7.2 INJURED ANIMALS

With the approval of a supervisor, a member may euthanize an animal that is so badly injured that human compassion requires its removal from further suffering and where other dispositions are impractical. Members and supervisors are to follow reporting requirements as laid out in 306.7 above.

Injured dogs and cats found without their owners should be taken to an appropriate veterinarian for determination of whether they should be treated or humanely destroyed.

#### 306.7.3 WARNING SHOTS

An officer shall not use a firearm to fire a warning shot (Washington State Office of the Attorney General Model Use of Force Policy).

#### 306.7.4 FIREARM DISPLAY

The display of a firearm in order to gain compliance is a show of force and shall be documented in accordance with the Use of Force policy.

### **306.8 SENIOR FIREARMS INSTRUCTOR DUTIES**

The range will be under the exclusive control of the Senior Firearms Instructor or their designee. All members attending will follow the directions of the Senior Firearms Instructor, Firearms instructor or range officer. The Senior Firearms Instructor will maintain a roster of all members attending the range and will submit the roster to the Training Sergeant after each range date. Failure of any officer to sign in and out with the Senior Firearms Instructor may result in non-qualification.

The range shall remain operational and accessible to department members during hours established by the Department.

The Senior Firearms Instructor, or their designee, has the responsibility of making periodic inspections, at least once a year, of all duty weapons carried by officers of this department to verify proper operation. The Senior Firearms Instructor has the authority to deem any department-issued or personally owned firearm unfit for service. The member will be responsible for all repairs to his/her personally owned firearm; it will not be returned to service until inspected and approved by the Senior Firearms Instructor.



# Kirkland Police Department

## Kirkland PD Policy Manual

### *Firearms*

---

The Senior Firearms Instructor has the responsibility for ensuring each member meets the minimum requirements during training shoots and, on at least a yearly basis, can demonstrate proficiency in the care, cleaning and safety of all firearms the member is authorized to carry.

The Senior Firearms Instructor shall complete and submit to the Training Sergeant documentation of the training courses provided. Documentation shall include the qualifications of each instructor who provides the training, a description of the training provided and, on a form that has been approved by the Department, a list of each member who completes the training. The Senior Firearms Instructor should keep accurate records of all training shoots, qualifications, repairs, maintenance or other records as directed by the Training Sergeant.

#### **306.9 FLYING WHILE ARMED**

The Transportation Security Administration (TSA) has imposed rules governing law enforcement officers flying armed on commercial aircraft. The following requirements apply to officers who intend to be armed while flying on a commercial air carrier or flights where screening is conducted (49 CFR 1544.219):

- (a) Officers wishing to fly while armed must be flying in an official capacity, not for vacation or pleasure, and must have a need to have the firearm accessible, as determined by the Department based on the law and published TSA rules.
- (b) Officers must carry their Kirkland Police Department identification card, bearing the officer's name, a full-face photograph, identification number, the officer's signature and the signature of the Chief of Police or the official seal of the Department and must present this identification to airline officials when requested. The officer should also carry the standard photo identification needed for passenger screening by airline and TSA officials (e.g., driver license, passport).
- (c) The Kirkland Police Department must submit a National Law Enforcement Telecommunications System (NLETS) message prior to the officer's travel. If approved, TSA will send the Kirkland Police Department an NLETS message containing a unique alphanumeric identifier. The officer must present the message on the day of travel to airport personnel as authorization to travel while armed.
- (d) An official letter signed by the Chief of Police authorizing armed travel may also accompany the officer. The letter should outline the officer's need to fly armed, detail his/her itinerary, and include that the officer has completed the mandatory TSA training for a law enforcement officer flying while armed.
- (e) Officers must have completed the mandated TSA security training covering officers flying while armed. The training shall be given by the department-appointed instructor.
- (f) It is the officer's responsibility to notify the air carrier in advance of the intended armed travel. This notification should be accomplished by early check-in at the carrier's check-in counter.
- (g) Any officer flying while armed should discreetly contact the flight crew prior to take-off and notify them of his/her assigned seat.

# Kirkland Police Department

## Kirkland PD Policy Manual

### *Firearms*

---

- (h) Discretion must be used to avoid alarming passengers or crew by displaying a firearm. The officer must keep the firearm concealed on his/her person at all times. Firearms are not permitted in carry-on luggage and may not be stored in an overhead compartment.
- (i) Officers should try to resolve any problems associated with flying armed through the flight captain, ground security manager, TSA representative or other management representative of the air carrier.
- (j) Officers shall not consume alcoholic beverages while aboard an aircraft, or within eight hours prior to boarding an aircraft.

#### **306.10 CARRYING FIREARMS OUT OF STATE**

Qualified, active, full-time commissioned officers of this department are authorized to carry a concealed firearm in all other states subject to the following conditions (18 USC § 926B):

- (a) The officer shall carry his/her Kirkland Police Department identification card whenever carrying such firearm.
- (b) The officer is not the subject of any current disciplinary action.
- (c) The officer may not be under the influence of alcohol or any other intoxicating or hallucinatory drug.
- (d) The officer will remain subject to this and all other department policies (including qualifying and training).

Officers are cautioned that individual states may enact local regulations that permit private persons or entities to prohibit or restrict the possession of concealed firearms on their property, or that prohibit or restrict the possession of firearms on any state or local government property, installation, building, base or park. Federal authority may not shield an officer from arrest and prosecution in such locally restricted areas.

Active permits from other states are subject to all requirements set forth in 18 USC § 926B.

## Vehicle Pursuits

### 307.1 PURPOSE AND SCOPE

This policy provides guidelines for vehicle pursuits in order to protect the safety of involved officers, the public, and fleeing suspects.

#### 307.1.1 DEFINITIONS

Definitions related to this policy include:

**Attempting to Elude** - Refers to the actions of a vehicle operator who, after being given a visual or audible signal to bring the vehicle to a stop, fails or refuses to immediately stop the vehicle and drives in a reckless manner while attempting to elude a uniformed officer operating a pursuing law enforcement vehicle that is equipped with emergency lights and siren (RCW 46.61.024).

**Dangerous Felony** - For the purpose of this policy, a dangerous felony shall be when a suspect has committed or is committing one of the following crimes:

- Murder
- Manslaughter
- First or second-degree assault
- Third-degree assault that has resulted in injury
- Armed robbery
- Robbery that results in substantial or great bodily harm
- Forcible Rape
- Arson to a structure reasonably believed to be occupied
- Use of an explosive device to a structure reasonably believed to be occupied
- Use of a weapon of mass destruction
- First or second-degree Kidnapping
- First-degree Burglary
- Vehicular assault, when caused by the operation or driving of a vehicle by a person while under the influence of intoxicating liquor or any drug or by the operation or driving of a vehicle in a reckless manner
- Vehicular homicide, when proximately caused by the driving of any vehicle by any person while under the influence of intoxicating liquor or any drug as defined by RCW 46.61.502, or by the operation of any vehicle in a reckless manner;

**Pin-and-Trap** - A tactic in which trained officers position a stationary department vehicle in the front and rear of a stationary subject's vehicle with the intention of preventing their escape and the subsequent risk of bodily injury or death to the public caused by their likely attempt to elude.

# Kirkland Police Department

## Kirkland PD Policy Manual

### *Vehicle Pursuits*

---

This tactic is limited to those dangerous felony crimes as outlined in the Pursuit Policy, is specific to a stationary vehicle and requires supervisor approval prior to implementing.

**Pursuit Intervention Technique (PIT)** - A low-speed maneuver designed to cause the suspect vehicle to spin out, stall, and come to a stop. PIT maneuvers over 40 mph require supervisor approval and may be considered deadly force (see Use of Force Policy).

**Ramming** - The deliberate act of contacting a suspect's vehicle with another law enforcement vehicle to functionally damage or otherwise force the suspect's vehicle to stop. Ramming may be considered deadly force (see Use of Force Policy).

**Roadblocks** - A tactic designed to stop a suspect's vehicle by intentionally placing a law enforcement vehicle or other immovable object in the path of a moving suspect's vehicle and leaving no reasonable avenue of escape. This agency does not train officers in the use of roadblocks. Use of this intervention technique is restricted to those situations in which deadly force would be authorized.

**Terminate** - To discontinue a pursuit or stop chasing fleeing vehicles.

**Tire deflation device** - A device designed to puncture the tires of a vehicle. Supervisor approval is required prior to deployment.

**Trail** - Following the path of the pursuit at a safe speed while obeying all traffic laws and without activating emergency equipment. If the pursuit is at a slow rate of speed, the trailing vehicle will maintain sufficient distance from the pursuit vehicles so as to clearly indicate an absence of participation in the pursuit.

**Vehicle pursuit** - An attempt by a uniformed peace officer in a vehicle equipped with emergency lights and a siren to stop a moving vehicle where the operator of the moving vehicle appears to be aware that the officer is signaling the operator to stop the vehicle and the operator of the moving vehicle appears to be willfully resisting or ignoring the officer's attempt to stop the vehicle by increasing vehicle speed, making evasive maneuvers, or operating the vehicle in a reckless manner that endangers the safety of the community or the officer. (RCW 10.116.060).

### **307.2 POLICY**

It is the policy of this department to weigh the importance of apprehending suspects who unlawfully flee from law enforcement against the risks associated with vehicle pursuits. In recognizing the potential risk to public safety created by vehicular pursuits, no officer or supervisor shall be criticized or disciplined for deciding not to engage in a vehicular pursuit because of the risk involved. This includes circumstances where department policy would permit the initiation or continuation of the pursuit.

### **307.3 OFFICER RESPONSIBILITIES**

Vehicle pursuits shall only be conducted by officers who have completed an emergency vehicle operator's course and have completed updated emergency vehicle operator training in the

# Kirkland Police Department

## Kirkland PD Policy Manual

### *Vehicle Pursuits*

---

previous two years and who are certified in at least one pursuit intervention option. (RCW 10.116.060)

Vehicle pursuits shall only be conducted using authorized police department emergency vehicles that are equipped with and displaying emergency lighting and sirens as required by law.

Officers shall drive with due regard for the safety of all persons and property. However, officers may, when in pursuit of a suspect and provided there is no unreasonable risk to persons and property (RCW 46.61.035):

- (a) Proceed past a red or stop signal or stop sign but only after slowing down as may be necessary for safe operation.
- (b) Exceed the speed limit.
- (c) Disregard regulations governing parking, direction of movement or turning in specified directions.

#### 307.3.1 WHEN TO INITIATE A PURSUIT

Officers are authorized to initiate a pursuit when (RCW 10.116.060):

- (a) There is reasonable suspicion to believe that a person in the vehicle has committed, or is committing, one of the dangerous felonies as defined in this policy, and
- (b) The pursuit is necessary for the purpose of identifying or apprehending the person, and
- (c) The person poses a threat to the safety of others and the safety risks of failing to apprehend or identify the person is considered to be greater than the safety risks of the vehicle pursuit under the circumstances, and
- (d) The officer notifies a supervisor immediately upon initiating the vehicular pursuit and there is supervisory control of the pursuit.
- (e) The officer, in consultation with the supervisor shall consider alternatives to the vehicular pursuit, the justification for the vehicular pursuit, and other safety considerations, including, but not limited to, speed, weather, traffic, road conditions, and the known presence of minors in the vehicle (RCW 10.116.060).

#### 307.3.2 WHEN TO TERMINATE A PURSUIT

Pursuits should be terminated whenever the totality of objective circumstances known or which reasonably ought to be known to the officer or supervisor during the pursuit indicates that the present risks of continuing the pursuit reasonably appear to outweigh the risks resulting from the suspect's escape. An officer does not absolve themselves of responsibility because a supervisor is monitoring the pursuit.

When a supervisor directs the pursuit to be terminated, officers will immediately terminate the pursuit. In the context of this policy, terminate shall mean complete cessation of all efforts to follow or maintain surveillance by the involved officers.

The factors listed in this policy on when to initiate a pursuit will apply equally to the decision to terminate a pursuit. Officers and supervisors must objectively and continuously weigh the

# Kirkland Police Department

## Kirkland PD Policy Manual

### *Vehicle Pursuits*

---

seriousness of the offense against the potential danger to innocent motorists, themselves and the public when electing to continue a pursuit.

In addition to the factors that govern when to initiate a pursuit, other factors should be considered in deciding whether to terminate a pursuit, including:

- (a) The distance between the pursuing vehicle and the fleeing vehicle is so great that further pursuit would be futile or require the pursuit to continue for an unreasonable time or distance.
- (b) The pursued vehicle's location is no longer definitely known.
- (c) The pursuing vehicle sustains damage or a mechanical failure that renders it unsafe to drive.
- (d) The pursuing vehicle's emergency lighting equipment or siren becomes partially or completely inoperable.
- (e) Hazards to uninvolved bystanders or motorists.
- (f) The danger that the continued pursuit poses to the public, the officers or the suspect, balanced against the risk of allowing the suspect to remain at large.
- (g) The identity of the suspect is known, and it does not reasonably appear that the need for immediate capture outweighs the risks associated with continuing the pursuit.
- (h) The pursuing officer is no longer able to directly communicate with other officers engaged in the vehicular pursuit, the supervisor, or NORCOM.

#### 307.3.3 VEHICLE PURSUIT FACTORS

Factors that shall be considered, both individually and collectively, when deciding to initiate or continue a pursuit include but are not limited to (RCW 10.116.060):

- (a) The seriousness of the known or reasonably suspected crime and its relationship to community safety.
- (b) The importance of protecting the public and balancing the known or reasonably suspected offense and the apparent need for immediate capture against the risks to officers, innocent motorists, and others.
- (c) The safety of the public in the area of the pursuit, including the type of area, time of day, the amount of vehicular and pedestrian traffic (e.g., school zones), and the speed of the pursuit relative to these factors.
- (d) The pursuing officers' familiarity with the area of the pursuit, the quality of radio communications between the pursuing vehicles, dispatch and the supervisor, and the driving capabilities of the pursuing officers under the conditions of the pursuit.
- (e) Whether weather, traffic, and road conditions unreasonably increase the danger of the pursuit when weighed against the risks resulting from the suspect's escape.
- (f) Whether the identity of the suspect has been verified and whether there is comparatively minimal risk in allowing the suspect to be apprehended at a later time.

# Kirkland Police Department

## Kirkland PD Policy Manual

### *Vehicle Pursuits*

---

- (g) The performance capabilities of the vehicles used in the pursuit in relation to the speed and other conditions of the pursuit.
- (h) Emergency lighting and siren limitations on unmarked police department vehicles that may reduce visibility of the vehicle, such as visor or dash-mounted lights, concealable or temporary emergency lighting equipment, and concealed or obstructed siren positioning.
- (i) Vehicle speeds.
- (j) Other persons in or on the pursued vehicle (e.g., minors, passengers, co-offenders, hostages).
- (k) The availability of other resources, such as air support assistance.
- (l) Whether the pursuing vehicle is carrying passengers other than on-duty police officers.
- (m) The quality of communication between other officers, the supervisor, or NORCOM.

#### 307.3.4 SPEED LIMITS

The speed of a pursuit is a factor that should be evaluated on a continuing basis by the officer and supervisor. Evaluation of vehicle speeds shall take into consideration public safety, officer safety and the safety of the occupants of the fleeing vehicle.

Should high vehicle speeds be reached during a pursuit, officers and supervisors shall also consider these factors when determining the reasonableness of the speed of the pursuit:

- (a) Pursuit speeds have become unreasonably unsafe for the surrounding conditions.
- (b) Pursuit speeds have exceeded the driving ability of the officer.
- (c) Pursuit speeds are beyond the capabilities of the pursuit vehicle thus making its operation unsafe.

The speed of involved vehicles is not the only consideration when evaluating the danger of the pursuit. Driving on the wrong side of the road, failing to stop at intersections, and dangerous passing should also be considered when evaluating the danger of the pursuit to the public and officer.

#### 307.3.5 PRIMARY UNIT RESPONSIBILITIES

The initial pursuing unit will be designated as the primary pursuit unit and will be responsible for the conduct of the pursuit. The primary responsibility of the officer initiating the pursuit is the apprehension of the suspect(s) without unreasonable danger to themselves or other persons. The pursuing unit provides the only "window" into the pursuit and the danger it presents to the public. Therefore, it is vital that the officer continually provide accurate and timely information as to the suspects driving and to the conditions of the pursuit.

Notify NORCOM that a vehicle pursuit has been initiated and as soon as practical provide information including, but not limited to:

- (a) Justification for the pursuit to include crime committed.

# Kirkland Police Department

## Kirkland PD Policy Manual

### *Vehicle Pursuits*

---

- (b) Location and direction of travel.
- (c) Accurate and timely information as to the suspect's driving and the conditions of the pursuit to include speed, running stop signs/lights, driving on the wrong side of the roadway, unsafe passing, collisions, etc.
- (d) Description of the fleeing vehicle and license number, if known.
- (e) Number of known occupants.
- (f) The identity or description of the known occupants.
- (g) Information concerning the use of firearms, threat of force, injuries, hostages or other unusual hazards.

Whenever possible, the primary unit should relinquish the responsibility of broadcasting the progress of the pursuit to a secondary unit or aircraft in order to concentrate on pursuit driving.

#### 307.3.6 SECONDARY UNIT(S) RESPONSIBILITIES

The second officer in the pursuit is responsible for the following:

- (a) The officer in the secondary unit should immediately notify the dispatcher of entry into the pursuit.
- (b) Remain behind the primary unit unless directed to assume the role of primary officer, or if the primary unit is unable to continue the pursuit.
- (c) The secondary officer should be responsible for broadcasting the progress of the pursuit unless the situation indicates otherwise. Whenever the secondary unit is no longer in a position to call the pursuit, they will notify the primary unit and ask them to reassume that responsibility.

#### 307.3.7 TACTICS/PROCEDURES FOR UNITS NOT INVOLVED IN THE PURSUIT

Officers are authorized to use emergency equipment at intersections along the pursuit path to clear intersections of vehicular and pedestrian traffic to protect the public. Officers should remain in their assigned area and should not become involved with the pursuit unless directed otherwise by a supervisor.

The primary and secondary units should be the only units operating under emergency conditions (emergency lights and siren) unless other units are assigned to the pursuit by the supervisor.

Once the pursuit has concluded, non-pursuing personnel may be needed at the termination of the pursuit to assist with a high-risk stop, to offer additional back-up support as recommended in the de-escalation laws or to provide perimeter positions should the suspect(s) flee. Supervisors may authorize additional personnel to respond to the termination point utilizing emergency equipment in these instances.

#### 307.3.8 PURSUIT TRAILING

In the event the initiating unit from this agency either relinquishes control of the pursuit to another unit or jurisdiction, that initiating unit may, with permission of supervisor, trail the pursuit to the termination point to provide necessary information and assistance for the arrest of the suspect(s).



# Kirkland Police Department

## Kirkland PD Policy Manual

### *Vehicle Pursuits*

---

The term trail means to follow the path of the pursuit at a safe speed while obeying all traffic laws and without activating emergency equipment. If the pursuit is at a slow rate of speed, the trailing unit will maintain sufficient distance from the pursuit units so as to clearly indicate an absence of participation in the pursuit.

#### **307.3.9 AIRCRAFT ASSISTANCE**

When available, aircraft assistance may be requested by the supervisor when it is believed it is necessary and may aid in the successful outcome of the pursuit. The air unit should provide officers and supervisors with details of upcoming traffic congestion, road hazards, or other pertinent information. The primary and secondary ground units should consider the participation of aircraft assistance when determining whether to continue the pursuit.

#### **307.4 PURSUIT VEHICLES**

When involved in a pursuit, unmarked police department emergency vehicles should be replaced by marked emergency vehicles whenever practicable.

Vehicle pursuits should be limited to three police department emergency vehicles (two pursuit vehicles and the supervisor vehicle). However, the number of vehicles involved will vary with the circumstances.

An officer or supervisor may request that additional vehicles join a pursuit if, after assessing the factors outlined above, it appears that the number of officers involved would be insufficient to safely arrest the number of suspects. All other officers shall stay out of the pursuit but should remain alert to its progress and location. Any officer who drops out of a pursuit may then, if necessary, proceed to the pursuit termination point at legal speeds, following the appropriate rules of the road.

##### **307.4.1 MOTORCYCLES**

When involved in a pursuit, police department motorcycles should be replaced by marked emergency vehicles as soon as practicable.

#### **307.5 PURSUIT DRIVING**

The decision to use specific driving tactics requires the same assessment of the factors the officer considered when determining whether to initiate and/or terminate a pursuit. The following are tactics for officers who are involved in the pursuit:

- (a) Officers, considering their driving skills and vehicle performance capabilities, will space themselves from other involved vehicles such that they are able to see and avoid hazards or react safely to unusual maneuvers by the fleeing vehicle.
- (b) Because intersections can present increased risks, the following tactics should be considered:
  1. Available officers not directly involved in the pursuit may proceed safely to controlled intersections ahead of the pursuit in an effort to warn cross traffic.
  2. Pursuing officers should exercise due caution and slow down as may be necessary when proceeding through controlled intersections.

# Kirkland Police Department

## Kirkland PD Policy Manual

### *Vehicle Pursuits*

---

- (c) As a general rule, officers should not pursue a vehicle driving the wrong direction on a roadway, highway or freeway. In the event the pursued vehicle does so, the following tactics should be considered:
  - 1. Request assistance from available air support.
  - 2. Maintain visual contact with the pursued vehicle by paralleling the vehicle while driving on the correct side of the roadway.
  - 3. Request other officers to observe exits available to the suspect.
- (d) Notify the Washington State Patrol or other law enforcement agency if it appears that the pursuit may enter its jurisdiction.
- (e) Officers involved in a pursuit should not attempt to pass other pursuing vehicles unless the situation indicates otherwise, or they are requested to do so by the pursuing officer and with a clear understanding of the maneuver process between the involved officers.

#### **307.5.1 LOSS OF PURSUED VEHICLE**

When the pursued vehicle is lost, the primary unit should broadcast pertinent information to assist other units in locating suspects. The primary unit will be responsible for coordinating any further search for either the pursued vehicle or suspects fleeing on foot.

#### **307.5.2 USE OF FIREARMS**

An officer may not fire a weapon upon a moving vehicle unless necessary to protect against an imminent threat of serious physical harm resulting from the operator's or a passenger's use of a deadly weapon.

For the purposes of this subsection, a vehicle is not considered a deadly weapon unless the operator is using the vehicle as a deadly weapon and no other reasonable means to avoid potential serious harm are immediately available to the officer. (RCW 10.116.060)

#### **307.5.3 CAPTURE OF SUSPECTS**

Proper self-discipline and sound professional judgment are the keys to a successful conclusion of a pursuit and apprehension of evading suspects. Officers shall use only that amount of force, which reasonably appears necessary under the circumstances, to properly perform their lawful duties. (see use of force policy)

Unless relieved by a supervisor the primary officer should coordinate efforts to apprehend the suspect(s) following the pursuit. Officers should consider safety of the public and the involved officers when formulating plans to contain and capture the suspect.

All pursuit arrests should be conducted as a high-risk vehicle stop.

#### **307.6 SUPERVISORY CONTROL AND RESPONSIBILITIES**

Available supervisory and management control will be exercised over all vehicle pursuits involving officers from this department (RCW 10.116.060).

The field supervisor of the officer initiating the pursuit, or if unavailable, the nearest field supervisor, will be responsible for:

# Kirkland Police Department

## Kirkland PD Policy Manual

### *Vehicle Pursuits*

---

- (a) Providing authorization for the continuation of a pursuit.
- (b) Ensuring that those officers engaged in the pursuit have completed an emergency vehicle operator's course and have completed updated emergency vehicle operator training in the previous two years and are certified in at least one pursuit intervention option. (RCW 10.116.060)
- (c) Immediately notifying involved officers and NORCOM of supervisory presence and ascertaining all reasonably available information to continuously assess the situation and risk factors associated with the pursuit. This is to ensure that the pursuit is conducted within established department guidelines.
- (d) Engaging in the pursuit, when appropriate, to provide on-scene supervision.
- (e) Exercising management and control of the pursuit even if not engaged in it.
- (f) Ensuring that no more than the required law enforcement vehicles are involved in the pursuit under the guidelines set forth in this policy.
- (g) Directing that the pursuit be terminated if, in his/her judgment, it is not justified to continue the pursuit under the guidelines of this policy.
- (h) Ensuring that assistance from air support, canines, or additional resources is requested, if available and appropriate.
- (i) Ensuring that the proper radio channel is being used.
- (j) Ensuring that the Shift Sergeant is notified of the pursuit, as soon as practicable.
- (k) Ensuring the notification and/or coordination of outside agencies if the pursuit either leaves or is likely to leave the jurisdiction of this department.
- (l) Controlling and managing Kirkland Police Department officers when a pursuit enters another jurisdiction.
- (m) Preparing a post-pursuit review and documentation of the pursuit as required.

#### 307.6.1 ASSUMPTION OF PURSUIT BY ANOTHER AGENCY

Units originally involved will discontinue the pursuit when advised that another agency has assumed the pursuit and assistance of the Kirkland Police Department is no longer needed. Upon discontinuing the pursuit, the primary unit may proceed upon request, with or at the direction of a supervisor, to the termination point to assist in the investigation, as outlined in this policy.

The role and responsibilities of officers at the termination of a pursuit initiated by this department shall be coordinated with appropriate consideration of the units from the agency assuming the pursuit.

Notification of a pursuit in progress should not be construed as a request to join the pursuit. Requests to or from another agency to assume a pursuit should be specific. Because of communication limitations between local agencies and WSP units, a request for WSP assistance will mean that they will assume responsibilities for the pursuit. For the same reasons, when a pursuit leaves the freeway and a request for assistance is made to this department, the WSP should relinquish control.

# Kirkland Police Department

## Kirkland PD Policy Manual

### *Vehicle Pursuits*

---

#### 307.6.2 PURSUITS EXTENDING INTO THIS JURISDICTION

The agency that initiates a pursuit shall be responsible for conducting the pursuit. Units from this department should not join a pursuit unless specifically requested to do so by the agency whose officers are in pursuit and only after supervisor approval. The exception to this is when a single unit from the initiating agency is in pursuit. Under this circumstance, a unit from this department may request permission from a supervisor to trail the pursuit as outlined in this policy until sufficient units from the initiating agency join the pursuit. In this instance, the unit will immediately terminate trailing if so directed.

When a request is made for this department to assist or take over a pursuit from another agency that has entered this jurisdiction, the supervisor should consider these additional following factors:

- (a) Determine if the pursuit in accordance with this policy. Outside agency pursuits that are not justified under this policy should not be accepted.
- (b) Circumstances serious enough to continue the pursuit.
- (c) Adequate staffing to continue the pursuit.
- (d) The public's safety within this jurisdiction.
- (e) Safety of the pursuing officers.

As soon as practical, a supervisor should review a request for assistance from another agency. The supervisor, after consideration of the above factors, may decline to assist in, or assume the other agency's pursuit.

Assistance to a pursuing agency by officers of this department will terminate at the City limits provided that the pursuing officers have sufficient assistance from other sources. Ongoing participation from this department may continue only until sufficient assistance is present.

In the event that a pursuit from another agency terminates within this jurisdiction, officers shall provide appropriate assistance to officers from the pursuing agency including, but not limited to, scene control, coordination and completion of supplemental reports and any other assistance requested or needed.

#### **307.7 NORCOM**

If the pursuit is confined within the City limits, radio communications will be conducted on the primary channel unless instructed otherwise by a supervisor or dispatcher. If the pursuit leaves the jurisdiction of this department or such is imminent, involved officers should, whenever available, switch radio communications to a tactical or emergency channel most accessible by participating agencies.

#### 307.7.1 RESPONSIBILITIES

Upon notification or becoming aware that a pursuit has been initiated, the dispatcher is responsible for:

- (a) Clearing the radio channel of nonemergency traffic.
- (b) Coordinating pursuit communications of the involved officers.

# Kirkland Police Department

## Kirkland PD Policy Manual

### *Vehicle Pursuits*

---

- (c) Broadcasting pursuit updates as well as other pertinent information as necessary.
- (d) Ensuring that a field supervisor is notified of the pursuit.
- (e) Notifying and coordinating with other involved or affected agencies as practicable.
- (f) Notifying the Shift Sergeant as soon as practicable.
- (g) Assigning an incident number and logging all pursuit activities.

#### **307.8 REPORTING REQUIREMENTS**

The following reports shall be completed:

- (a) The primary officer shall complete the appropriate case/arrest reports. All other involved officers shall complete supplemental reports.
- (b) The supervisor shall complete a Vehicle Pursuit entry in the appropriate computer system. This entry is to be forwarded to the Operations Lieutenant, cc'ing the EVOC cadre head, who will set up a Pursuit Review Board. The Vehicle Pursuit entry shall be completed before the end of the supervisor's shift.
- (c) After first obtaining available information, a field supervisor shall promptly complete a memorandum, briefly summarizing the pursuit to his/her immediate supervisor. This memorandum should be sent to their immediate supervisor and attached to an e-mail to command staff.

##### **307.8.1 REGULAR AND PERIODIC PURSUIT TRAINING**

In addition to initial and supplementary CJTC training on pursuits, all sworn members of this department will participate no less than annually in regular and periodic department training addressing this policy and the importance of vehicle safety and protecting the public at all times. This training shall include pursuit intervention options and a review of the risk assessment analysis of the pursuit balancing the subject's risk of harm to others and the safety risks of failing to apprehend or identify the subject balanced against the safety risks of the pursuit under the specific circumstances present at the time of the pursuit. (RCW 10.116.060)

##### **307.8.2 POLICY REVIEW**

Each member shall acknowledge that he/she has been provided access to, and has had the opportunity to review this policy. Members shall seek clarification as needed from an appropriate supervisor for any provisions that they do not fully understand.

#### **307.9 PURSUIT REVIEW BOARD**

An Administrative Review Board will review all pursuits. The Operations Lieutenant will task the EVOC Cadre Head with setting up the Review Board. The Board's purpose is to ensure compliance with this policy and to identify any possible training needs.

Responsibilities, Membership, and Authority of the Board:

- (a) The Administrative Review Board investigates and reviews the circumstances pertaining to police department vehicle pursuits.

# Kirkland Police Department

## Kirkland PD Policy Manual

### *Vehicle Pursuits*

---

- (b) The Board shall consist of the following members:
  - 1. The EVOC Cadre Head who will be designated as chairperson.
  - 2. An EVOC cadre member to be appointed by the EVOC Cadre Head.
  - 3. One other member of a rank equal to the employee involved, appointed by the EVOC Cadre Head.
- (c) In the event any of the above personnel are unavailable due to illness, vacation, or other reasons, the Chief of Police, or their designee, will appoint an alternate to fill the vacancy for the duration of the investigation.

#### Authority and Duties of the Board:

- (a) The Board convenes, upon order of the Chief of Police or their designee, to review all police department vehicle pursuits.
- (b) The Board is authorized to review all reports concerning the pursuit and call before it any witnesses necessary to obtain all the facts. This review is separate from and shall not interfere with any investigation of a criminal nature. Officers and employees will be afforded all rights as provided by the Kirkland Police Guild Collective Bargaining Agreement.
- (c) At the conclusion of the Review Board, the Board will make a finding that the the pursuit was either within or outside of policy.
- (d) When the review process is complete, the findings are presented in writing to the Operations Lieutenant. The Operations Lieutenant will present the board's findings and a recommendation to the Chief of Police or their designee, who will make the determination if any corrective action is warranted.

#### EVOC Cadre Head

- (a) In the event the EVOC Cadre Head is unavailable for the review board, a copy of the findings will be forwarded to the EVOC Cadre Head for training purposes.

#### **307.9.1 ANNUAL MANAGEMENT REVIEW AND ANALYSIS OF PURSUITS**

The Operations Lieutenant shall prepare an annual management review and analysis report, based upon electronic tracking system records, of all pursuits involving Kirkland Police Department employees. This report shall be submitted to and reviewed and approved by the Chief of Police at the end of every calendar year.

#### **307.10 PREVENTION AND INTERVENTION**

##### **307.10.1 PURSUIT INTERVENTION**

Any pursuit intervention tactic, depending upon the conditions and circumstances under which it is used, may present dangers to the officers, the public, or anyone in or on the vehicle being pursued. Certain applications of intervention tactics may be construed to be a use of deadly force and

# Kirkland Police Department

## Kirkland PD Policy Manual

### *Vehicle Pursuits*

---

subject to the requirements for such use. Officers who have not received certified departmental training in the application and use of any intervention tactic or equipment shall not utilize these tactics or equipment.

- (a) Only those officers trained in the use of the Pursuit Intervention Technique (PIT) will be authorized to use this procedure upon consideration of the circumstances and conditions presented at the time, including the potential for risk of injury to officers, the public and occupants of the pursued vehicle. PIT maneuvers over 40 mph require supervisor approval and may be considered deadly force (see Use of Force Policy).
- (b) The decision to Ram another vehicle by an officer may be considered deadly force as defined in the Use of Force Policy. While the use of a firearm is expressly considered deadly force, other force might also be considered deadly force if the officer reasonably anticipates and intends that the force applied will create a substantial likelihood of causing death or serious bodily injury. Use of deadly force is justified in the following circumstances (RCW 10.120.020):
  - 1. An officer may use deadly force to protect himself/herself or others from what he/she reasonably believes would be an immediate threat of death or serious bodily injury.
  - 2. An officer may use deadly force to stop a fleeing subject when the officer has probable cause to believe that the individual has committed, or intends to commit, a felony involving the infliction or threatened infliction of serious bodily injury or death, and the officer reasonably believes that there is an immediate threat of serious bodily injury or death to any other person if the individual is not immediately apprehended.
    - (a) For purposes of this subsection: "Immediate threat of serious physical injury or death" means that, based on the totality of the circumstances, it is objectively reasonable to believe that a person has the present and apparent ability, opportunity, and intent to immediately cause death or serious bodily injury to the peace officer or another person.
- (c) Supervisor approval is required prior to the deployment of Stop Sticks. Officers and supervisors should carefully consider the limitations of such devices as well as the potential risks to officers, the public and occupants of the pursued vehicle. Hollow spike strips will not be used on motorcycles, or other two-wheeled vehicles, unless deadly force is authorized.

#### 307.10.2 PURSUIT PREVENTION TECHNIQUE / PIN AND TRAP

Officers should consider other tactics to help prevent the likelihood of a pursuit, to include the preemptive use of the Pin-and-Trap technique.

Prior to attempting this technique, all officers involved are required to have received training from the EVOC cadre on the technique.

Trained officers, other than members of Pro Act, must request supervisor approval prior to utilizing the Pin-and-Trap technique and the use of this technique may be requested when:

# Kirkland Police Department

## Kirkland PD Policy Manual

### *Vehicle Pursuits*

---

- (a) The officer has located a driver/occupant of a parked vehicle that they have reasonable suspicion or probable cause to believe is involved in the commission of a dangerous felony crime, as defined in the Pursuit Policy, and
- (b) The officer reasonably believes the subject is likely to attempt to elude the officer upon being advised that they are lawfully detained under reasonable suspicion, or that they are under arrest based on probable cause.

Pro Act officers must train on this technique at least quarterly. If no training has occurred on this technique for a period of three months, their use of this technique is curtailed to the above situations until training has resumed.

Trained Pro Act officers must request supervisor approval prior to utilizing the Pin-and-Trap technique and the use of this technique may be requested when:

- (a) The officer has located a driver/occupant of a parked vehicle that they have reasonable suspicion or probable cause to believe is involved in a crime.
- (b) The officer reasonably believes that the subject is likely to attempt to elude the officer upon being advised that they are lawfully detained under reasonable suspicion, or that they are under arrest based on probable cause. This reasonable belief may be based on the below considerations, but not limited to:
  1. Subject's criminal history and prior actions
  2. Subject's likelihood of being armed
- (c) The application of the technique is pre-planned and part of a specific operations plan submitted to a Lieutenant or in their absence, a Deputy Chief.
- (d) All involved officers are wearing clear and easily identifiable police markings, as well as personal body armor.

Officers should strongly consider parking as close as possible, up to and including slight contact between their vehicle and the subject vehicle. Physical contact with the subject's front and/or back bumper or corner quarter panels tend to be the most effective in reducing the risk of the driver pushing/ramming their vehicle against the department vehicle in their attempt to elude. Officers must recognize that setting up for this tactic is not a "ram" (this set-up is executed at a slow speed just prior to slight contact with the subject vehicle).

Officers must consider the heightened officer safety risk posed by attempting this maneuver. Intentionally positioning their vehicle in front of a subject vehicle and another officer doing the same at the rear of the vehicle may cause cross-fire situations or place the officer within the direct forward line-of-sight of the subject. Officers must be diligent in balancing the danger posed to them against the goal of reducing the risk to the public through the successful apprehension of the subject. All efforts should be made as quickly as possible to mitigate any cross-fire situations.

Lastly, Officers must understand that such a tactic may result in the subject driver still attempting to evade capture by striking the parked department vehicle/s. The ensuing property damage to city vehicles, by itself, does not justify a deadly force response and on-scene officers must assure



# Kirkland Police Department

## Kirkland PD Policy Manual

### *Vehicle Pursuits*

---

due diligence in not placing themselves between the subject vehicle and their department vehicle or the escape path of the suspect vehicle.

#### 307.10.3 PURSUIT PREVENTION TECHNIQUE / PREEMPTIVE USE OF STOP STICKS

Officers should consider other tactics to help prevent the likelihood of a pursuit, to include the preemptive use of stop sticks.

**Use of Stop Sticks on Moving Vehicles** – Officers may request permission to preemptively deploy stop sticks on moving vehicles to stop a vehicle and/or to prevent a pursuit from occurring if:

- (a) The officer has located a moving suspect vehicle that is involved in the commission of a dangerous felony crime, as defined in the Pursuit Policy, and
- (b) The officer reasonably believes that a pursuit would occur when they activated their overhead lights to stop the vehicle.

**Use of Stop Sticks on Stationary Vehicles** – Officers may request permission to preemptively deploy stop sticks on parked vehicles to prevent a vehicle from moving and/or to prevent flight from an officer if:

- (a) The officer has located a stationary vehicle, either occupied or unoccupied, that they have reasonable suspicion or probable cause to believe is involved in the commission of a crime, is the subject of a warrant, and/or the officer suspects the subject to be suicidal, an imminent threat to others or gravely disabled, and
- (b) The officer reasonably believes the suspect is likely to attempt to elude the officer upon being advised that they are lawfully detained under reasonable suspicion, detained under the Involuntary Treatment Act (ITA), or that they are under arrest based on probable cause
- (c) If the crime does not match one of the dangerous felonies outlined in the Pursuit Policy, officers/supervisors will not engage in a pursuit following a successful application of stop sticks. If the subject eludes officers, the expectation will be to set a perimeter, notify surrounding agencies if applicable, and begin searching for the disabled vehicle in a safe manner.

Supervisor approval is required prior to the deployment of stop sticks or other tire deflation devices. Officers and supervisors should carefully consider the limitations of such devices as well as the potential risks to officers, the public, and occupants of the vehicle. Only those officers trained in the use of stop sticks or other tire deflation devices are authorized to deploy them.

#### 307.10.4 PURSUIT PREVENTION TECHNIQUE / STARCHASE MANAGEMENT SYSTEM

The StarChase Pursuit Management System (StarChase) is a pursuit reduction technology containing a miniature GPS module encased in a tracking projectile/tag that is deployed from a fixed launcher mounted on a patrol car, or from a hand-held launcher. StarChase allows an officer to remotely affix a GPS tracking device to the vehicle failing to yield, being pursued, or involved in criminal activity, using an air pressure system to discharge the tracker from the front of the StarChase equipped patrol car to the vehicle in front of it, or from a hand-held launcher onto a vehicle that may flee. Once the tracker is affixed, its location can be tracked using a computer

# Kirkland Police Department

## Kirkland PD Policy Manual

### *Vehicle Pursuits*

---

with an internet connection. NORCOM and KPD personnel will have the ability to monitor the GPS tracking device location once it has been deployed and communicate updated locations with other units.

For the purpose of clarity of communications, radio traffic should identify the device as "StarChase deployed driver side or passenger side," depending on which dart was deployed.

StarChase equipment shall only be operated by officers who have been trained in its use by a qualified EVOC instructor. StarChase equipped vehicles shall not be assigned to officers who are not trained in its use unless no other non-StarChase patrol vehicles are available.

- StarChase may be deployed on a vehicle already being pursued or one which poses a potential threat of unlawful flight from officers.
- Except as specified below, officers should use their own judgment regarding deployment of a StarChase projectile upon a targeted vehicle and do not need prior approval from a supervisor.
- Once the suspect vehicle has been located the GPS tracking device will be removed when safe to do so.

The StarChase tag will not normally be deployed in the following situations unless the suspect poses a substantial risk to the public:

- During heavy rain.
- While driving on exceptionally rough terrain.
- On a motorcycle.
- When pedestrians are between or very near the suspect vehicle and the StarChase equipped vehicle, or handheld launching system.

Unless a pursuit is justified by this policy, officers are not allowed to briefly accelerate after a fleeing vehicle in order to deploy a tracker. If the circumstances and conditions justify a pursuit, then the officer must notify the supervisor of the pursuit and follow all procedural requirements as outlined in this policy.

#### Secondary deployments:

If the first StarChase deployment is unsuccessful, an officer must continuously analyze and weigh the driving behavior of the fleeing vehicle, the officer's driving behavior, and the risk to the public in attempting a second deployment.

- If a vehicle continues to drive normally and does not appear to be attempting evasive maneuvers, and the officer can maintain position without engaging in driving behavior indicative of being in a pursuit, the officer can make a second attempt to deploy the StarChase,
- If the fleeing vehicle is driven in a reckless manner, either independently or as an apparent reaction to the failed StarChase deployment, the officer must notify the supervisor of the situation and request permission to make a second attempt under the pursuit justification requirements.

# Kirkland Police Department

## Kirkland PD Policy Manual

### *Vehicle Pursuits*

---

StarChase shall only be used in police actions that commence when an officer has the equivalent of probable cause to believe a crime has been committed and does not have time to obtain a warrant.

StarChase equipment shall only be used (without a warrant) to apprehend a fleeing suspect or suspect likely to flee in a vehicle under exigency when there is not enough time to write a warrant. The device shall not be used to monitor or track a vehicle outside the scope of immediate apprehension when it is safe to do so barring a warrant authorizing such tracking (the device is not authorized to be utilized to monitor a vehicle location past the time necessary to safely locate the vehicle).

#### **StarChase Procedures**

- (a) Officers will provide a description of the vehicle, location, reason for deployment to include probable cause for a specific crime, number of occupants and rate of speed the suspect vehicle is traveling.
- (b) A supervisor will be notified upon a successful deployment and based upon available resources and call volume, the supervisor will make the decision on whether to commit resources outside of the city.
  - 1. Real-time tracking and attempts to leapfrog in front of a moving, tagged vehicle creates difficulties of coordination with other agencies, increased risk to officers and the public, and shall not be attempted on property crimes.
- (c) Officers will notify a supervisor and NORCOM anytime StarChase has been deployed. A dispatcher will begin monitoring the suspect vehicle's location through the global positioning software. NORCOM will provide regular updates on the vehicle's location, direction of travel and speed to officers involved in the apprehension of the subject.
  - 1. NORCOM only has limited capacity to monitor a StarChase deployment and can reasonably provide updates for the first few minutes after a deployment unless the deployment is part of an in-progress or priority call for service.
  - 2. After the initial deployment, notification, and tracking of a StarChase GPS tracker, if the fleeing vehicle does not appear to be stopping, the supervisor may take over or assign the tracking function to an officer who has pulled his vehicle over and stopped moving and relieve NORCOM of that task.
- (d) Dispatch will notify other jurisdictions when the suspect vehicle is no longer moving and relay the identified location. This information will be relayed by the supervisor to NORCOM if KPD personnel are monitoring the GPS track.
- (e) Dispatch will relay the nature of the crime, known officer safety information, and uncertainty about whether the vehicle is occupied or not. Ideally, the assigned officer from an outside jurisdiction will be requested to contact the primary officer or supervisor for information regarding the tracking device, recovering the device without causing damage, and discussion about who will recover the vehicle should an officer not be available.
- (f) Officers shall use caution and tactically approach a suspect vehicle that has been tracked to a stationary location.

# Kirkland Police Department

## Kirkland PD Policy Manual

### *Vehicle Pursuits*

---

- (g) Reasonable efforts should be made to recover all deployed devices, whether still affixed to the suspect vehicle when recovered or removed or detached while fleeing from officers.

#### **StarChase Pursuit Deployments**

If not already involved as a primary or secondary pursuit unit, a patrol vehicle equipped with StarChase upon the approval of a supervisor, is authorized to respond to join a pursuit for potential use of the device. Once a StarChase equipped vehicle joins a pursuit, it becomes an additional unit as it relates to the number of authorized pursuit units.

An officer driving a patrol vehicle equipped with StarChase can respond to a request for a StarChase deployment utilizing Code Response driving as defined in policy if approved by a supervisor.

Unless directed otherwise, the StarChase equipped vehicle shall join the pursuit at the rear of the pursuit. Safety decisions related to passing other involved vehicles and the actual discharge of the device rest solely upon the operating officers, who should consider:

- (a) Whether the officer can safely pass any other vehicle involved in the pursuit and will do so only after obtaining specific permission from the unit to be passed.
- (b) Whether the officer can safely maneuver close enough to the suspect vehicle to come within targeting range; and
- (c) Circumstances that would indicate the device could be ineffective (e.g., adverse weather conditions, suspect vehicle weaving, etc.)

#### **StarChase Non-Pursuit Deployments**

StarChase may be utilized when an officer has reasonable belief that the suspect will attempt to flee prior to initiating a traffic stop or making a field contact on crimes that would not fall under the pursuit policy. While on a traffic stop, or other field contact, officers may arm the system for deployment. They have the capability to tag a vehicle while outside the patrol car using a remote key fob or if time permits, utilizing the handheld launcher system.

StarChase may be utilized for suspected DUIs, stolen vehicles, or other criminal investigations when practical. Under these circumstances, officers may safely tag the offender's vehicle prior to activating their emergency lights and siren if there is a reasonable and articulable belief that the driver will not comply with lawful commands. If the offender refuses to pull over or flees, officers will follow this policy and allow NORCOM and/or Supervisors to track the vehicle's location.

#### **Reporting**

The following reporting procedures shall be followed:

- (a) The deploying officer shall complete all appropriate reports and document the deployment of StarChase in their report.
- (b) The on-duty supervisor shall complete a memorandum, which will be sent to their Lieutenant, briefly summarizing the deployment of StarChase to include:

# Kirkland Police Department

## Kirkland PD Policy Manual

### *Vehicle Pursuits*

---

1. Date and time of deployment.
  2. Applicable case/incident number.
  3. Initial reason and circumstances surrounding the deployment.
  4. Involved officer(s) and vehicle(s).
  5. Result of the deployment.
  6. Deployed GPS tag number(s).
- (c) The Lieutenant will ensure that the quartermaster is made aware so that they can register new/replacement GPS tags for issuance, using the Projectile Registration Form on the StarChase website.

## Officer Response to Calls

### 308.1 PURPOSE AND SCOPE

This policy provides officers with guidelines for the safe and appropriate vehicular response to emergency and non-emergency incidents or requests for assistance, whether these are dispatched or self-initiated.

### 308.2 POLICY

It is the policy of this department to appropriately respond to emergency and non-emergency calls for service or requests for assistance, whether these are dispatched or self-initiated.

### 308.3 RESPONSE TO CALLS

Officers responding to non-emergency calls shall proceed accordingly, unless they are sent or redirected to a higher priority call, and shall obey all traffic laws.

#### 308.3.1 EMERGENCY CALLS

Officers responding to an emergency call shall proceed immediately as appropriate and shall continuously operate the emergency vehicle lighting and siren as required by law.

Officers should only respond to a call as an emergency response when so dispatched or when circumstances reasonably indicate an emergency response is required. This includes but is not limited to:

- (a) When in pursuit or apprehending a violator or suspected violator.
- (b) When responding to a reported emergency involving possible personal injury, death, or significant property damage.
- (c) When immediate assistance is requested by an officer or other law enforcement agency.

If an officer believes an emergency response to any call is appropriate, the officer shall immediately notify NORCOM. Officers not responding to a call as an emergency response shall observe all traffic laws and proceed without the use of emergency lights and siren.

### 308.4 REQUESTING EMERGENCY ASSISTANCE

When requesting emergency assistance, the involved department member should reasonably believe there is an imminent threat to the safety of him/herself or another person, or that assistance is needed to prevent imminent serious harm to the public.

If circumstances permit, the requesting member should provide the following information:

- Identifying call sign
- Location of the emergency situation
- Suspect information, including weapons
- Reason for the request and type of emergency

# Kirkland Police Department

## Kirkland PD Policy Manual

### *Officer Response to Calls*

---

- The number of officers or resources required
- Hazards and any known or potential dangers for responding officers

In any event where a situation has stabilized and emergency response is not required, the requesting member shall immediately notify NORCOM.

#### **308.5 SAFETY CONSIDERATIONS**

Responding with emergency lights and siren does not relieve the operator of an emergency vehicle of the duty to continue to drive with due regard for the safety of all persons and property, and does not protect the operator from the consequences of reckless disregard for the safety of others. However the officer may, when responding to a call with an emergency response, and provided there is no endangerment or unnecessary risk to persons and property (RCW 46.61.035):

- Proceed past a red or stop signal or stop sign, but only after slowing down as may be necessary for safe operation.
- Exceed the speed limit.
- Disregard regulations governing parking, direction of movement or turning in specified directions.

##### **308.5.1 NUMBER OF OFFICERS ASSIGNED**

The number of officers assigned to respond to an emergency call or request for assistance should be limited to that which is reasonably necessary.

An emergency response involving more than one police vehicle should be coordinated by NORCOM to avoid any unanticipated intersecting of response routes. NORCOM shall notify the Shift Supervisor, who will make a determination regarding the appropriateness of the response and reduce or enhance the response as warranted.

##### **308.5.2 MOTORCYCLES**

An officer operating a police motorcycle should not be assigned to an emergency response. However, an officer operating a police motorcycle in an emergency response should be replaced by an authorized emergency vehicle equipped with emergency lights and siren as soon as practicable.

#### **308.6 EMERGENCY EQUIPMENT**

Vehicles not equipped with emergency lights and siren are prohibited from initiating or joining in an emergency response. Officers in such vehicles may provide support to pursuing vehicles as long as the vehicles are operated in compliance with all traffic laws. Those officers should terminate their involvement in any emergency response immediately upon arrival of a sufficient number of emergency law enforcement vehicles.

If the emergency equipment on the vehicle should fail to operate, the officer must terminate the emergency response and continue accordingly. The officer shall notify the Shift Supervisor or NORCOM of the equipment failure so that another officer may be assigned to the emergency response.

# Kirkland Police Department

## Kirkland PD Policy Manual

### *Officer Response to Calls*

---

#### **308.7 OFFICER RESPONSIBILITIES**

The decision to initiate or continue an emergency response is at the discretion of the officer. If, in the officer's judgment, the weather, traffic and road conditions do not permit such a response without unreasonable risk, the officer may elect to respond to the call without the use of emergency lights and siren at the legal speed limit. In such an event, the officer should immediately notify NORCOM. An officer shall also discontinue an emergency response when directed by a supervisor or as otherwise appropriate.

Upon receiving authorization or determining that an emergency response is appropriate, whenever practicable, an officer shall immediately give the location from which he/she is responding.

The first officer arriving at the emergency call should determine whether to increase or reduce the level of the response of additional officers and shall notify NORCOM of his/her determination. Any subsequent change in the appropriate response level should be communicated to NORCOM by the officer in charge of the scene unless a supervisor assumes this responsibility.

#### **308.8 NORCOM**

When information reasonably indicates that the public is threatened with serious injury or death, or an officer requests emergency assistance and immediate law enforcement response is needed, NORCOM shall assign an emergency response and ensure acknowledgement and response of handling and assisting officers. In all other circumstances, NORCOM shall obtain authorization from the Shift Supervisor prior to assigning an emergency response.

##### **308.8.1 RESPONSIBILITIES**

Upon notification or assignment of an emergency response, NORCOM is responsible for:

- (a) Confirming the location from which the officer is responding or requesting assistance.
- (b) Attempting to assign the closest available assisting officers to the location of the emergency call.
- (c) Continuing to obtain and broadcast information as necessary concerning the response and monitoring the situation until it is stabilized or terminated.
- (d) Notifying and coordinating allied emergency services (e.g., fire, emergency medical services).
- (e) Notifying the Shift Supervisor as soon as practicable.
- (f) Controlling all radio communications during the emergency and coordinating assistance under the direction of the Shift Supervisor.

#### **308.9 SUPERVISOR RESPONSIBILITIES**

Upon being notified that an emergency response has been initiated or requested, the Shift Supervisor shall verify that:

- (a) The proper response has been initiated.
- (b) No more than those officers reasonably necessary under the circumstances are involved in the response.



# Kirkland Police Department

## Kirkland PD Policy Manual

### *Officer Response to Calls*

---

- (c) Affected outside jurisdictions are being notified as practicable.

The Shift Supervisor shall monitor the response until it has been stabilized or terminated and assert control by directing officers into or out of the response, if necessary. If, in the supervisor's judgment, the circumstances require additional officers to be assigned an emergency response, the supervisor may do so.

It is the supervisor's responsibility to terminate an emergency response that, in his/her judgment is inappropriate due to the circumstances.

When making the decision to authorize an emergency response, the Shift Supervisor should consider:

- The type of call or crime involved.
- The type and circumstances of the request.
- The necessity of a timely response.
- Weather, traffic and road conditions.
- The location of the responding officers and the location of the incident.

## Canines

### 309.1 PURPOSE AND SCOPE

This policy establishes guidelines for the use of canines to augment law enforcement services in the community including, but not limited to, locating individuals and contraband and apprehending criminal offenders.

### 309.2 POLICY

It is the policy of the Kirkland Police Department that teams of handlers and canines meet and maintain the appropriate proficiency to effectively and reasonably carry out legitimate law enforcement objectives.

### 309.3 ASSIGNMENT

Canine teams should be assigned to assist and supplement the Operations Division to function primarily in assist or cover assignments. However, they may be assigned by the supervisor to other functions, such as routine calls for service, based on the current operational needs.

Canine teams should generally not be assigned to handle routine matters that will take them out of service for extended periods of time. If such assignment is necessary, it should only be made with the approval of the supervisor.

### 309.4 CANINE SUPERVISOR

The canine supervisor shall be appointed by and directly responsible to the Operations division or the authorized designee.

The responsibilities of the supervisor include, but are not limited to:

- (a) Reviewing all canine use reports to ensure compliance with policy and to identify training issues and other needs of the program.
- (b) Maintaining a liaison with the vendor kennel.
- (c) Maintaining a liaison with command staff and functional supervisors.
- (d) Maintaining a liaison with other agency canine coordinators.
- (e) Maintaining accurate records to document canine activities.
- (f) Recommending and overseeing the procurement of equipment and services for the teams of handlers and canines.
- (g) Scheduling all canine-related activities.
- (h) Ensuring the canine teams are scheduled for regular training to maximize their capabilities.

### 309.5 REQUESTS FOR CANINE TEAMS

Operations Division members are encouraged to request the use of a canine. Requests for a canine team from department units outside of the Operations Division shall be reviewed by the

# Kirkland Police Department

## Kirkland PD Policy Manual

### *Canines*

---

canine coordinator or a member of Command Staff if time allows, or the on-duty supervisor if emergent.

#### 309.5.1 OUTSIDE AGENCY REQUEST

All requests for canine assistance from outside agencies must be approved by the on-duty supervisor and are subject to the following:

- (a) Canine teams shall not be used for any assignment that is not consistent with this policy.
- (b) The canine handler shall have the authority to decline a request for any specific assignment that he/she deems unsuitable.
- (c) It shall be the responsibility of the canine handler to coordinate operations with agency personnel in order to minimize the risk of unintended injury.
- (d) It shall be the responsibility of the canine handler to complete all necessary reports or as directed.

#### 309.5.2 PUBLIC DEMONSTRATIONS

All public requests for a canine team shall be reviewed and, if appropriate, approved by the canine supervisor prior to making any resource commitment. The canine supervisor is responsible for obtaining resources and coordinating involvement in the demonstration to include proper safety protocols. Canine handlers shall not demonstrate any apprehension work unless authorized to do so by the canine coordinator.

### **309.6 APPREHENSION GUIDELINES**

A canine may be used to locate and apprehend a suspect if the canine handler reasonably believes that the individual has either committed, is committing or is threatening to commit any serious offense or if any of the following conditions exist:

- (a) There is a reasonable belief the suspect poses an imminent threat of violence or serious harm to the public, any officers, or the handler.
- (b) The suspect is physically resisting or threatening to resist arrest and the use of a canine reasonably appears to be necessary to overcome such resistance.
- (c) The suspect is believed to be concealed in an area where entry by other than the canine would pose a threat to the safety of officers or the public.

It is recognized that situations may arise that do not fall within the provisions set forth in this policy. Such events require consideration of the totality of the circumstances and the use of an objective reasonableness standard applied to the decision to use a canine.

Absent a reasonable belief that a suspect has committed, is committing, or is threatening to commit a serious offense, mere flight from a pursuing officer without any of the above conditions shall not serve as the basis for the use of a canine to apprehend a suspect.

Use of a canine to locate and apprehend a suspect wanted for a lesser criminal offense than those identified above requires approval from the supervisor. Absent a change in circumstances

# Kirkland Police Department

## Kirkland PD Policy Manual

### *Canines*

---

that presents an imminent threat to officers, the canine, or the public, such canine use should be conducted on-leash or under conditions that minimize the likelihood the canine will bite or otherwise injure the individual.

In all applications, once the suspect has been located and no longer reasonably appears to present a threat or risk of escape, the handler should secure the canine as soon as it becomes reasonably practicable. If the canine has apprehended the suspect with a secure bite, and the handler believes that the suspect no longer poses a threat, the handler should promptly command the canine to release the suspect.

#### 309.6.1 PREPARATION FOR DEPLOYMENT

Prior to the use of a canine to search for or apprehend any suspect, the canine handler and/or the supervisor on-scene should carefully consider all pertinent information reasonably available at the time. The information should include, but is not limited to:

- (a) The nature and seriousness of the suspected offense.
- (b) Whether violence or weapons were used or are anticipated.
- (c) The degree of resistance or threatened resistance, if any, the suspect has shown.
- (d) The suspect's known or perceived age.
- (e) The potential for injury to officers or the public caused by the suspect if the canine is not utilized.
- (f) Any potential danger to the public and/or other officers at the scene if the canine is released.
- (g) The potential for the suspect to escape or flee if the canine is not utilized.
- (h) Any traffic and/or environmental conditions.
- (i) Contamination of the scene and/or track.
- (j) Any terrain hazards.
- (k) Each individual dog's ability and temperament.

As circumstances permit, the canine handler should make every reasonable effort to communicate and coordinate with other involved members to minimize the risk of unintended injury.

It is the canine handler's responsibility to evaluate each situation and determine whether the use of a canine is appropriate and reasonable. The canine handler shall have the authority to decline the use of the canine whenever he/she deems deployment is unsuitable.

A supervisor who is sufficiently apprised of the situation may prohibit deploying the canine.

Unless otherwise directed by a supervisor, assisting members should take direction from the handler in order to minimize interference with the canine.

# Kirkland Police Department

## Kirkland PD Policy Manual

### *Canines*

---

#### **309.6.2 WARNINGS AND ANNOUNCEMENTS**

Unless it would increase the risk of injury or escape, a clearly audible warning announcing that a canine will be used if the suspect does not surrender should be made prior to releasing a canine. The handler should allow a reasonable time for a suspect to surrender and should quiet the canine momentarily to listen for any verbal response to the warning. If feasible, other members should be in a location opposite the warning to verify that the announcement could be heard. If available, warnings given in other languages should be used as necessary.

If a warning is not to be given, and in the event of an apprehension, the handler shall document in any related report how the warning was given and, if none was given, the reasons why.

#### **309.6.3 REPORTING DEPLOYMENTS, BITES AND INJURIES**

Whenever the canine locates a suspect(s), victims, evidence or fruits of any crime, a report shall be completed by the handler and submitted before going off-duty.

Whenever a canine deployment results in a bite or causes injury to an intended suspect, a supervisor should be promptly notified and the injuries documented in a use of force report and included in the case narrative/supplemental report. The injured person shall be promptly treated by emergency medical services personnel and, if appropriate, transported to an appropriate medical facility for further treatment. The deployment and injuries should also be included in any related incident or arrest report and a Use of Force Blue Team entry.

Any unintended bite or injury caused by a canine, whether on- or off-duty, shall be promptly reported to the on-duty supervisor and the canine supervisor. Unintended bites or injuries caused by a canine should be documented in a case report, a Use of Force Blue Team entry and a memorandum that shall be routed through the appropriate chain of command to the Operation Division Captain.

If an individual alleges an injury, either visible or not visible, a supervisor shall be notified and both the individual's injured and uninjured areas shall be photographed as soon as practicable after first tending to the immediate needs of the injured party. Every effort shall be made by the canine officer to obtain a signed medical release form. Photographs shall be retained as evidence in accordance with current department evidence procedures. The photographs shall be retained until the criminal proceeding is completed and the time for any related civil proceeding has expired.

#### **309.7 NON-APPREHENSION GUIDELINES**

Properly trained canines may be used to track or search for non-criminals (e.g., lost children, individuals who may be disoriented or in need of medical attention). The canine handler is responsible for determining the canine's suitability for such assignments based on the conditions and the particular abilities of the canine. When the canine is deployed in a search or other non-apprehension operation, the following guidelines apply.

- (a) Absent a change in circumstances that presents an imminent threat to officers, the canine or the public, such applications should be conducted on-leash or under conditions that minimize the likelihood the canine will bite or otherwise injure the individual, if located.

# Kirkland Police Department

## Kirkland PD Policy Manual

### Canines

---

- (b) Unless otherwise directed by a supervisor, assisting members should take direction from the handler in order to minimize interference with the canine.
- (c) Throughout the deployment the handler should periodically give verbal assurances that the canine will not bite or hurt the individual and encourage the individual to make him/herself known.
- (d) Once the individual has been located, the handler should gain positive control of the canine or otherwise secure it as soon as reasonably practicable.

#### 309.7.1 ARTICLE DETECTION

A canine trained to find objects or property related to a person or crime may be used to locate or identify articles. A canine search should be conducted in a manner that minimizes the likelihood of unintended bites or injuries.

#### 309.8 HANDLER SELECTION

The minimum qualifications for the assignment of canine handler include:

- (a) An officer with a minimum of two years law enforcement experience and who is currently off probation.
- (b) Residing in an adequately fenced, single-family residence (minimum 5-foot high fence with locking gates).
- (c) Living within 30 minutes travel time from the Kirkland City limits.
- (d) Agreeing to be assigned to the position for a minimum of five years.

#### 309.9 HANDLER RESPONSIBILITIES

The canine handler shall ultimately be responsible for the health and welfare of the canine and shall ensure that the canine receives proper nutrition, grooming, training, medical care, affection and living conditions.

The canine handler will be responsible for the following:

- (a) Except as required during appropriate deployment, the handler shall not expose the canine to any foreseeable and unreasonable risk of harm.
- (b) The handler shall maintain all department equipment under his/her control in a clean and serviceable condition.
- (c) When a handler is off-duty for an extended number of days, the assigned canine vehicle should be stored at the Kirkland Police Department facility.
- (d) Handlers shall permit the canine coordinator to conduct spontaneous on-site inspections of affected areas of their homes as well as their canine vehicles to verify that conditions and equipment conform to this policy.
- (e) Any changes in the living status of the handler that may affect the lodging or environment of the canine shall be reported to the canine coordinator as soon as possible.
- (f) When off-duty, the canine shall be in a kennel provided by the City at the home of the handler. When a canine is kenneled at the handler's home, the gate shall be secured

# Kirkland Police Department

## Kirkland PD Policy Manual

### Canines

---

with a lock. When off-duty, the canine may be let out of the kennel while under the direct control of the handler.

- (g) The canine should be permitted to socialize in the home with the handler's family for short periods of time and under the direct supervision of the handler.
- (h) Under no circumstances will the canine be lodged at another location unless approved by the canine supervisor or a member of command staff.
- (i) When off-duty, the handler shall not involve the canine in any law enforcement activity or official conduct unless approved in advance by the canine coordinator or the on-duty supervisor.
- (j) Whenever a canine handler is off-duty for an extended number of days, it may be necessary to temporarily relocate the canine. In those situations, the handler shall give reasonable notice to the canine coordinator so that appropriate arrangements can be made.

#### 309.9.1 CANINE IN PUBLIC AREAS

The canine should be kept on a leash when in areas that allow access to the public. Exceptions to this rule would include specific law enforcement operations for which the canine is trained.

- (a) A canine shall not be left unattended in any area to which the public may have access.
- (b) When the canine vehicle is left unattended, all windows and doors shall be secured in such a manner as to prevent unauthorized access to the canine. The handler shall also ensure that the unattended vehicle remains inhabitable for the canine.

#### 309.10 CANINE INJURY AND MEDICAL CARE

In the event that a canine is injured, or there is an indication that the canine is not in good physical condition, the injury or condition will be reported to the canine coordinator or the on-duty supervisor as soon as practicable and appropriately documented.

All medical attention shall be rendered by the designated canine veterinarian, except during an emergency where treatment should be obtained from the nearest available veterinarian. All records of medical treatment shall be maintained in the handler's personnel file.

#### 309.11 TRAINING AND CERTIFICATION

Before assignment in the field, each canine team shall be trained and certified to meet current Criminal Justice Training Commission (CJTC) standards. Cross-trained canine teams or those canine teams trained exclusively for the detection of narcotics and/or explosives also shall be trained and certified to meet current CJTC standards (WAC 139-05-915).

The canine supervisor shall be responsible for scheduling periodic training for all Operations personnel in order to familiarize them with how to conduct themselves in the presence of department canines.

All canine training should be conducted while on-duty unless otherwise approved by the canine coordinator or on-duty supervisor.

# Kirkland Police Department

## Kirkland PD Policy Manual

### *Canines*

---

#### 309.11.1 CONTINUED TRAINING

Each canine team shall be recertified to current CJTC standards and should thereafter maintain accreditation through the Washington State Police Canine Association. A canine team's certification will automatically expire if the handler and canine originally paired at the time of certification are no longer working together, or if the function for which the team was certified changes (WAC 139-05-915). Additional training considerations are as follows:

- (a) Canine handlers are responsible for scheduling and conducting daily training with their assigned dog. All training will be documented by the handler in the dog's training and performance records and will be reviewed monthly by the canine coordinator.
- (b) Canine handlers are encouraged to engage in regional training with approval of the canine coordinator.

#### 309.11.2 FAILURE TO SUCCESSFULLY COMPLETE TRAINING

Any canine team failing to graduate or obtain certification shall not be deployed in the field for tasks the team is not certified to perform until graduation or certification is achieved. When reasonably practicable, pending successful certification, the canine handler shall be temporarily reassigned to regular patrol duties.

#### 309.11.3 TRAINING RECORDS

A record for each canine that includes training, performance and identification records, and that meets CJTC requirements, shall be created and maintained in the canine handler's and the canine's training file.

#### 309.11.4 TRAINING AIDS

Training aids are required to effectively train and maintain the skills of canines. Officers possessing, using or transporting controlled substances or explosives for canine training purposes must comply with federal and state requirements. Alternatively, the Kirkland Police Department may work with outside trainers with the applicable licenses or permits.

#### 309.11.5 CONTROLLED SUBSTANCE TRAINING AIDS

Officers acting in the performance of their official duties may possess or transfer controlled substances for the purpose of narcotics-detection canine training in compliance with state and federal laws (21 USC § 823(g); RCW 69.50.302; RCW 69.50.508; WAC 246-945-060).

The Chief of Police or the authorized designee may authorize a member to seek a court order to allow controlled substances seized by the Kirkland Police Department to be possessed by the member or a narcotics-detection canine trainer who is working under the direction of this department for training purposes, provided the controlled substances are no longer needed as criminal evidence.

As an alternative, the Chief of Police or the authorized designee may request narcotics training aids from the Drug Enforcement Administration (DEA).

These procedures are not required if the canine handler uses commercially available synthetic substances that are not controlled narcotics.



# Kirkland Police Department

## Kirkland PD Policy Manual

### *Canines*

---

#### 309.11.6 CONTROLLED SUBSTANCE PROCEDURES

Due to the responsibilities and liabilities involved with possessing readily usable amounts of controlled substances and the ever-present danger of the canine's accidental ingestion of these controlled substances, the following procedures shall be strictly followed:

- (a) All controlled substance training samples shall be weighed and tested prior to dispensing to the individual canine handler or trainer.
- (b) The weight and test results shall be recorded and maintained by this department.
- (c) Any person possessing controlled substance training samples pursuant to court order or DEA registration shall maintain custody and control of the controlled substances and shall keep records regarding any loss of, or damage to, those controlled substances.
- (d) All controlled substance training samples will be inspected, weighed and tested quarterly. The results of the quarterly testing shall be recorded and maintained by the canine coordinator with a copy forwarded to the dispensing agency and the Operations Lieutenant.
- (e) All controlled substance training samples will be stored in locked, airtight and watertight cases at all times, except during training. The locked cases shall be secured in the trunk of the canine handler's assigned patrol vehicle during transport and stored in an appropriate locked container. There are no exceptions to this procedure.
- (f) The canine coordinator shall periodically inspect every controlled substance training sample for damage or tampering and take any appropriate action.
- (g) Any unusable controlled substance training samples shall be returned to the Evidence Unit or to the dispensing agency.
- (h) All controlled substance training samples shall be returned to the dispensing agency upon the conclusion of the training or upon demand by the dispensing agency.

## Domestic Violence

### 310.1 PURPOSE AND SCOPE

The purpose of this policy is to provide the guidelines necessary to deter, prevent and reduce domestic violence through vigorous enforcement and to address domestic violence as a serious crime against society. The policy specifically addresses the commitment of this department to take enforcement action when appropriate, to provide assistance to victims and to guide officers in the investigation of domestic violence.

#### 310.1.1 DEFINITIONS

Definitions related to this policy include:

**Court order** - All forms of orders related to domestic violence, that have been issued by a court of this state or another, whether civil or criminal, regardless of whether service has been made.

**Domestic violence** - Physical harm, bodily injury, assault, or the infliction of fear of imminent physical harm, bodily injury or assault, sexual assault, coercive control, unlawful harassment, or stalking of one intimate partner by another intimate partner or of one family or household member by another family or household member (RCW 10.99.020; RCW 7.105.010).

### 310.2 POLICY

The Kirkland Police Department's response to incidents of domestic violence and violations of related court orders shall stress enforcement of the law to protect the victim and shall communicate the philosophy that domestic violence is criminal behavior. It is also the policy of this department to facilitate victims' and offenders' access to appropriate civil remedies and community resources whenever feasible.

### 310.3 OFFICER SAFETY

The investigation of domestic violence cases often places officers in emotionally charged and sometimes highly dangerous environments. No provision of this policy is intended to supersede the responsibility of all officers to exercise due caution and reasonable care in providing for the safety of any officers and parties involved.

#### 310.3.1 OFFICER PROTECTION FROM LIABILITY

No officer may be held criminally or civilly liable for making a domestic violence arrest if the officer acts in good faith and without malice (RCW 26.50.140, 10.31.100 (12), and 10.99.070). Officers who willfully fail to enforce the law are not immune from liability, the above statutes notwithstanding. Victims of domestic violence must receive equal protection under the law and it is the policy of the Kirkland Police Department that all officers will be held accountable for any willful failure to enforce domestic violence laws

### 310.4 INVESTIGATIONS

The following guidelines should be followed by officers when investigating domestic violence cases:

# Kirkland Police Department

## Kirkland PD Policy Manual

### *Domestic Violence*

---

- (a) Calls of reported, threatened, imminent, or ongoing domestic violence and the violation of any court order are of extreme importance and should be considered among the highest response priorities. This includes incomplete 9-1-1 calls.
- (b) Whenever possible, on all criminal domestic violence cases (in-custody arrests or where charges are filed through investigation), officers should attempt to preserve the 911 recording of the call for assistance, particularly when the victim is the calling party.
- (c) When practicable, officers should obtain and document statements from the victim, the suspect, and any witnesses, including children, in or around the household or location of occurrence.
- (d) Officers should list the full name and date of birth (and school if available) of each child who was present in the household at the time of the offense. The names of other children who may not have been in the house at that particular time should also be obtained for follow-up.
- (e) When practicable and legally permitted, video or audio record all significant statements and observations.
- (f) All injuries should be photographed, regardless of severity, taking care to preserve the victim's personal privacy. Where practicable, photographs should be taken by a person of the same sex. Victims whose injuries are not visible at the time of the incident should be asked to contact the Investigation Unit in the event that the injuries later become visible. All injuries, whether observable or not, should be documented in the incident report.
- (g) Officers should request that the victim complete and sign an authorization for release of medical records related to the incident when applicable.
- (h) If the suspect is no longer at the scene, officers should make reasonable efforts to locate the suspect to further the investigation, provide the suspect with an opportunity to make a statement, and make an arrest or seek an arrest warrant if appropriate.
- (i) Officers should collect all evidence that substantiates the victim's injuries and/or crimes charged (weapons, torn clothing and broken items).
- (j) Seize any firearms or other dangerous weapons in the home, if appropriate and legally permitted, for safekeeping or as evidence.
  - 1. Officers who have probable cause that a crime has been committed shall lawfully seize all firearms and ammunition that they reasonably believe were used or threatened to be used in the commission of the offense. Officers shall also seize all firearms in plain sight or discovered in a lawful search. Officers shall request consent to take temporary custody of any other firearms and ammunition that the alleged suspect may have access to (RCW 10.99.030).
  - 2. Officers shall separate the victim and inquire whether there are any firearms or ammunition in the home, whether the suspect has access to any firearms either on the premises or stored elsewhere, whether the suspect has a concealed pistol license, and whether a firearm has ever been used by the suspect under other circumstances that could be threatening or coercive (RCW 10.99.030).

# Kirkland Police Department

## Kirkland PD Policy Manual

### *Domestic Violence*

---

- (k) When completing an incident or arrest report for violation of a court order, officers should include specific information that establishes that the offender has been served, including the date the offender was served, the name of the agency that served the order, and the provision of the order that the subject is alleged to have violated. When reasonably available, the arresting officer should attach a copy of the order to the incident or arrest report.
- (l) Officers shall take appropriate enforcement action when there is probable cause to believe an offense has occurred. Factors that should not be used as sole justification for declining to take enforcement action include:
  - 1. Marital status of suspect and victim.
  - 2. Whether the suspect lives on the premises with the victim.
  - 3. Claims by the suspect that the victim provoked or perpetuated the violence.
  - 4. The potential financial or child custody consequences of arrest.
  - 5. The physical or emotional state of either party.
  - 6. Use of drugs or alcohol by either party.
  - 7. Denial that the abuse occurred where evidence indicates otherwise.
  - 8. A request by the victim not to arrest the suspect.
  - 9. Location of the incident (public/private).
  - 10. Speculation that the complainant may not follow through with the prosecution.
  - 11. Actual or perceived characteristics such as race, ethnicity, national origin, religion, sex, sexual orientation, gender identity or expression, economic status, age, cultural group, disability, or marital status of the victim or suspect.
  - 12. The social status, community status, or professional position of the victim or suspect.
- (m) Unless doing so would jeopardize the criminal investigation, the victim should be apprised of investigative plans such as when the suspect or witnesses are going to be interviewed and any plans for making an arrest.
- (n) Reporting officers should provide the victim with the case number of the report. The case number may be placed in the space provided on the domestic violence resource pamphlet provided to the victim as required pursuant to RCW 10.99.030(7)(a).

#### 310.4.1 HOSPITALIZED VICTIM

When responding to a medical facility regarding an injured person, officers should make a reasonable attempt to determine whether the injury was a result of domestic violence prior to contacting the victim or person who reported the incident.

If domestic violence is suspected, contact should be made with the medical facility representatives out of the view and hearing of the victim and any potential suspects when practical.

# Kirkland Police Department

## Kirkland PD Policy Manual

### *Domestic Violence*

---

#### 310.4.2 IF A SUSPECT IS ARRESTED

If a suspect is arrested, officers should:

- (a) Advise the victim that there is no guarantee the suspect will remain in custody.
- (b) Provide the victim's contact information to the jail staff to enable notification of the victim upon the suspect's release from jail.
- (c) Advise the victim whether any type of court order will be in effect when the suspect is released from jail.

#### 310.4.3 TEMPORARY NO CONTACT ORDERS

For all DV arrests, a Temporary No Contact Order (TNCO) will be served to defendants at the time of their arrest. The TNCOs are valid only until the defendant's first appearance in court.

Officers making a DV arrest shall complete a TNCO for the defendant's signature which shall prevent the defendant from having any and all contact with the victim. The officer will complete the TNCO and a PC Affidavit.

Procedures to obtain a valid and signed TNCO:

- (a) The arresting officer will scan both of these signed documents in order to create a PDF file.
- (b) The arresting officer will then e-mail the judge with both documents attached as a PDF for his signature.
- (c) The Judge will review and sign the TNCO. The Judge will then return this document via e-mail to the arresting officer and to the "PD-Corrections" group.
- (d) If the arresting officer is still on duty, they shall serve the order on the defendant and obtain their signature.
- (e) If the arresting officer has gone home, an on-duty corrections officer shall serve the order on the defendant and obtain their signature.
- (f) If the defendant refuses to sign the TNCO, document the refusal in the space allotted for the defendant's signature.
- (g) Provide the defendant with a copy of the order.
- (h) Whomever serves the order on the defendant shall be responsible for scanning the signed TNCO and attaching this document to the case report via the records management system.

#### 310.4.4 IF NO ARREST IS MADE

If no arrest is made, the officer should:

- (a) Advise the parties of any options, including but not limited to:
  - 1. Voluntary separation of the parties.
  - 2. Appropriate resource referrals (e.g., counselors, friends, relatives, shelter homes, victim witness unit).
- (b) Document the resolution in a report.

# Kirkland Police Department

## Kirkland PD Policy Manual

### *Domestic Violence*

---

#### **310.5 VICTIM ASSISTANCE**

Victims may be traumatized or confused. Officers should:

- (a) Recognize that a victim's behavior and actions may be affected.
- (b) Provide the victim with the department's domestic violence information handout, even if the incident may not rise to the level of a crime.
- (c) Alert the victim to any available victim advocates, shelters, and community resources.
- (d) Stand by for a reasonable amount of time when an involved person requests law enforcement assistance while removing essential items of personal property.
- (e) Seek medical assistance as soon as practicable for the victim if the victim has sustained injury or complains of pain.
- (f) Ask the victim whether the victim has a safe place to stay. Assist in arranging to transport the victim to an alternate shelter if the victim expresses a safety concern or if the officer determines that a need exists.
- (g) Make reasonable efforts to ensure that children or dependent adults who are under the supervision of the suspect or victim are being properly cared for.
- (h) Seek or assist the victim in obtaining an emergency order if appropriate (RCW 10.99.040).

##### **310.5.1 DV VICTIM'S ASSISTANCE FUND**

The Family Violence Unit maintains a fund for the assistance of DV victims and their families. This fund is to be used in emergent circumstances when all other resources have been exhausted. It will be up to the judgment of the Shift Supervisor or the Family Violence Unit to make the best use of the funds when the need arises.

##### Cash Cards

These will be kept in the Family Violence Unit and will be made available 24 hours a day to the Shift Supervisor. A log will be kept with the cards to record the date, time, case number and name of the recipient for auditing purposes. This will be the responsibility of the DV Advocate. When distributing cash cards, the Shift Supervisor must fill out the provided log form documenting the transaction. This form will be left for the advocate, who will ensure the transaction is recorded in the log and will forward a copy to the Investigations Lieutenant.

##### Available Shelter

A room in a hotel and/or motel should be offered when there are no other shelter options available. If a shelter is needed for longer than one or two days, the need shall be reviewed by the DV Advocate and the Investigations Lieutenant. If it is determined that the need exists and there is space available, the room will be authorized and billed to the PD's account.

A list of approved hotel and motel accounts can be found in the DV victim's assistance fund binder. All approved hotels and/or motels have assured confidentiality of the person(s) staying at the facility. The officer shall advise the clerk that this is a DV situation and will need to provide the name, DOB and number of guests. No phone or address information should be given out.

# Kirkland Police Department

## Kirkland PD Policy Manual

### Domestic Violence

---

#### 310.5.2 DOMESTIC ABUSE RESPONSE TEAM (DART)

An officer will have NORCOM notify DART in all cases where criminal investigations involving acts of DV have been made and the victim is available for contact. Supervisors may decide a DART callout is inappropriate in certain criminal cases.

DART notifications are discretionary on all non-criminal incidents including verbal arguments, juvenile runaways, and chronic problem juvenile calls.

NORCOM will utilize the on-call list if there are no DART members available at the station.

#### DART Procedures:

- (a) DART member(s) will respond to the location of the victim and will give NORCOM an estimated time of arrival.
- (b) One officer will remain with the victim until the DART member(s) arrive.
- (c) Officers may leave the scene prior to DART arrival if there are exigent circumstances but must notify the responding DART member(s) of their absence.
- (d) DART members may continue to the location, if it is determined that the scene is safe.
- (e) The DART Member will announce by radio (10K62/10K63) their arrival and stage in the area until the officer determines the scene to be safe and notifies the DART member(s) they are clear to enter the scene.
- (f) If the scene is secure, the officer should remain on scene for the initial contact between the victim and the DART member(s) and then may leave.
  1. Communications will verify DART's status every 30 minutes while they are at the scene.
- (g) If there are any concerns for safety, then the officer at the scene and the responding DART member(s) may arrange for alternate measures to make contact with the victim.
- (h) If the officer is unable to remain at the scene, then the officer should stay at the scene long enough to allow the DART member to briefly explain their role to the victim, then offer to transport the victim to a safe location for the intervention or to speak by phone.
- (i) DART team member(s) will attempt to assess the victim's immediate and short term needs.
- (j) DART team member(s) will provide support services, community resources, DV and CJS education, etc.
- (k) A DART Member can also be used to respond to meet with the victim at the hospital.

#### **310.6 DISPATCH ASSISTANCE**

All calls of domestic violence, including incomplete 9-1-1 calls, should be dispatched as soon as practicable.

# Kirkland Police Department

## Kirkland PD Policy Manual

### *Domestic Violence*

---

Dispatchers are not required to verify the validity of a court order before responding to a request for assistance. Officers should request that dispatchers check whether any of the involved persons are subject to the terms of a court order.

#### **310.7 FOREIGN COURT ORDERS**

Various types of orders may be issued in domestic violence cases. Any foreign court order properly issued by a court of another state, Indian tribe or territory shall be enforced by officers as if it were the order of a court in this state. An order should be considered properly issued when it reasonably appears that the issuing court has jurisdiction over the parties and reasonable notice and opportunity to respond was given to the party against whom the order was issued (18 USC § 2265). An otherwise valid out-of-state court order shall be enforced, regardless of whether the order has been properly registered with this state.

##### **310.7.1 CANADIAN COURT ORDERS**

Any foreign court order properly issued in Canada shall be enforced by an officer as a foreign court order above. Any notice, if required, should be made in compliance with RCW 26.55.020.

#### **310.8 VERIFICATION OF COURT ORDERS**

Determining the validity of a court order, particularly an order from another jurisdiction, can be challenging. Therefore, in determining whether there is probable cause to make an arrest for a violation of any court order, officers should carefully review the actual order when available, and, where appropriate and practicable:

- (a) Ask the subject of the order about the notice or receipt of the order, knowledge of its terms, and efforts to respond to the order.
- (b) Check available records or databases that may show the status or conditions of the order.
- (c) Contact the issuing court to verify the validity of the order.
- (d) Contact a law enforcement official from the jurisdiction where the order was issued to verify information.

Officers should document in an appropriate report their efforts to verify the validity of an order, regardless of whether an arrest is made. Officers should contact a supervisor for clarification when needed.

#### **310.9 STANDARDS FOR ARRESTS**

Officers investigating a domestic violence report should consider the following:

- (a) The primary duty of officers when responding to a domestic violence situation is to enforce the laws allegedly violated and to protect the complaining party (RCW 10.99.030(1)).
- (b) When an officer responds to a domestic violence call and has probable cause to believe that a crime has been committed, an arrest shall be made pursuant to the criteria in RCW 10.31.100 (RCW 10.99.030(2)(a)).



# Kirkland Police Department

## Kirkland PD Policy Manual

### *Domestic Violence*

---

- (c) When an officer has confirmed that a valid court order exists and has probable cause to believe the defendant has violated that order, the officer shall make a physical arrest (RCW 10.99.055; RCW 10.31.100(2)). Whenever a member of this department serves or assists in serving a court order and that service is completed, a return of service form shall be completed and submitted to the Washington Crime Information Center (WACIC).

#### **310.9.1 DUAL ARRESTS**

In responding to domestic violence incidents, officers should generally be reluctant to make dual arrests. Officers shall make reasonable efforts to identify the primary physical aggressor in any incident. The primary physical aggressor is the person determined to be the most significant, and not necessarily the first aggressor. In identifying the primary physical aggressor, an officer shall make reasonable effort to consider the following (RCW 10.31.100(2)(c)):

- (a) The intent of the law, which is to protect victims of domestic violence from continuing abuse.
- (b) The comparative extent of injuries inflicted or serious threats creating fear of physical injury.
- (c) The history of domestic violence of each person involved, including whether the conduct was part of an ongoing pattern of abuse.

#### **310.10 REPORTS AND RECORDS**

- (a) Officers responding to a domestic violence call shall take a complete offense report, including the disposition of the case (RCW 10.99.030(2)(b)).
  - 1. The report shall include all information about firearms and concealed pistol licenses and be properly coded to alert any officials reviewing the report to the existence of the information concerning firearms (RCW 10.99.030).
- (b) All such reports should be documented under the appropriate crime classification and should use the distinction "Domestic Violence" in the Type of Crime box of the crime report form (RCW 10.99.035).
- (c) Whenever there is probable cause to believe that a crime has been committed and unless the case is under active investigation, the Investigation Supervisor shall ensure that all domestic violence crime reports are forwarded to the appropriate Prosecutor's Office within 10 days of the date the incident was reported (RCW 10.99.035).
- (d) The Records Supervisor shall ensure that accurate records of domestic violence incidents are maintained and submitted to the Washington Association of Sheriffs and Police Chiefs, in accordance with state law (RCW 10.99.035).
- (e) The Records Supervisor should ensure that the original receipt issued for any firearm, dangerous weapon, or pistol license surrendered after service of a protection order is filed with the court within 24 hours of service of the order and retain a copy of the receipt electronically if available (RCW 9.41.801).

# Kirkland Police Department

## Kirkland PD Policy Manual

### *Domestic Violence*

---

#### **310.11 ENTRY OF COURT ORDERS**

The Records Supervisor shall ensure that orders received from the court are entered into the WACIC or other applicable criminal intelligence information system for one year or until the expiration date specified on the order (RCW 10.99.040; RCW 10.99.050).

#### **310.12 SERVICE OF COURT ORDERS**

The officer serving a protection order, no-contact order, or restraining order that includes an order to surrender all firearms, dangerous weapons, and a concealed pistol license under RCW 9.41.800 shall (RCW 9.41.801):

- (a) Advise the subject that the order is effective upon service.
- (b) Request that any firearms, dangerous weapons, and any concealed pistol license be immediately surrendered. Officers shall take possession of any firearms discovered in plain view, lawful search, or consent from the subject.
  - 1. If the subject indicates by word or action an intent to not comply with a request to surrender firearms, dangerous weapons, or a concealed pistol license, consideration should be given to obtaining a search warrant for seizure.
- (c) Issue a receipt for any surrendered items.
  - 1. The officer should ensure the original receipt is forwarded to the Records Supervisor as soon as practicable for filing with the court.

All firearms and weapons collected shall be handled and booked in accordance with the Property and Evidence Policy.

##### **310.12.1 ELECTRONIC SERVICE OF COURT ORDERS**

When an officer petitions the court ex parte for an emergency protection order on behalf of the victim and the court does not include an order to surrender and prohibit weapons or an extreme risk protection order, or has verified that all firearms, dangerous weapons, and any concealed pistol license have been temporarily removed by law enforcement, service of the order on the respondent may be made electronically pursuant to the requirements of RCW 10.99.040.

#### **310.13 ORDERS TO SHOW CAUSE**

When the Department receives notice from the court of an order to show cause regarding the surrender of weapons, the Investigation Unit supervisor should consult with legal counsel, as appropriate, to address any requirements involving the Department, including the following (RCW 9.41.801):

- (a) Fulfilling any additional service requirements for the order to show cause.
- (b) Providing the court with a complete list of firearms and other dangerous weapons surrendered by the person pursuant to the court order that are in the possession of the Department.
- (c) Providing the court with verification that any concealed pistol license was surrendered by the person pursuant to the court order and that an agency with authority to revoke the license has been notified.

# Kirkland Police Department

## Kirkland PD Policy Manual

### *Domestic Violence*

---

- (d) Filing an affidavit with the court where there is reasonable suspicion that the person who is subject to the court order is not in full compliance with the terms, including the basis for the belief.

## Search and Seizure

### 311.1 PURPOSE AND SCOPE

Both the federal and state Constitutions provide every individual with the right to be free from unreasonable searches and seizures. This policy provides general guidelines for Kirkland Police Department personnel to consider when dealing with search and seizure issues.

### 311.2 POLICY

It is the policy of the Kirkland Police Department to respect the fundamental privacy rights of individuals. Members of this department will conduct searches in strict observance of the constitutional rights of persons being searched. All seizures by this department will comply with relevant federal and state law governing the seizure of persons and property.

The Department will provide relevant and current training to officers as guidance for the application of current law, local community standards and prosecutorial considerations regarding specific search and seizure situations, as appropriate.

### 311.3 SEARCHES

The U.S. Constitution generally provides that a valid warrant is required in order for a search to be valid. There are, however, several exceptions that permit a warrantless search.

Examples of law enforcement activities that are exceptions to the general warrant requirement include, but are not limited to, searches pursuant to the following:

- Valid consent
- Incident to a lawful arrest
- Legitimate community caretaking interests
- Exigent circumstances

Certain other activities are recognized by federal and state courts and by certain statutes as legitimate law enforcement activities that also do not require a warrant. Such activities may include seizure and examination of abandoned property and observations of activities and property located on open public areas.

Because case law regarding search and seizure is constantly changing and subject to interpretation by the courts, each member of this department is expected to act in each situation according to current training and his/her familiarity with clearly established rights as determined by case law.

Whenever practicable, officers are encouraged to contact a supervisor to resolve questions regarding search and seizure issues prior to electing a course of action.

#### 311.3.1 RESTRICTIONS ON CELL SITE SIMULATOR USE

A member may only install or use a pen register, trap and trace device, or cell site simulator device with a supporting court order or when there is both coordination with a prosecuting attorney

# Kirkland Police Department

## Kirkland PD Policy Manual

### *Search and Seizure*

---

and joint determination of probable cause to believe an emergency situation exists that involves immediate danger of death or serious bodily injury to a person. A court order must be obtained within 48 hours after installation of the pen register, trap and trace device, or cell site simulator device when an emergency situation exists (RCW 9.73.260).

#### **311.4 SEARCH PROTOCOL**

Although conditions will vary and officer safety and other exigencies must be considered in every search situation, the following guidelines should be followed whenever circumstances permit:

- (a) Members of this department will strive to conduct searches with dignity and courtesy.
- (b) Officers should explain to the person being searched the reason for the search and how the search will be conducted.
- (c) Searches should be carried out with due regard and respect for private property interests and in a manner that minimizes damage. Property should be left in a condition as close as reasonably possible to its pre-search condition.
- (d) In order to minimize the need for forcible entry, an attempt should be made to obtain keys, combinations or access codes when a search of locked property is anticipated.
  1. If a forcible entry becomes necessary, officers shall seek supervisor approval prior to taking action.
  2. If the details of the incident do not allow time to seek supervisor approval, officer shall notify their supervisor as soon as possible following their action.
  3. Only trained personnel shall use department provided breaching equipment.
- (e) When the person to be searched is of the opposite sex as the searching officer, a reasonable effort should be made to summon an officer of the same sex as the subject to conduct the search. When it is not practicable to summon an officer of the same sex as the subject, the following guidelines should be followed:
  1. Another officer or a supervisor should witness the search.
  2. The officer should not search areas of the body covered by tight-fitting clothing, sheer clothing or clothing that could not reasonably conceal a weapon.

#### **311.5 DOCUMENTATION**

Officers are responsible to document any search and to ensure that any required reports are sufficient including, at minimum, documentation of the following:

- Reason for the search
- Any efforts used to minimize the intrusiveness of any search (e.g., asking for consent or keys)
- What, if any, injuries or damage occurred
- All steps taken to secure property

# Kirkland Police Department

## Kirkland PD Policy Manual

### *Search and Seizure*

---

- The results of the search, including a description of any property or contraband seized
- If the person searched is the opposite sex, any efforts to summon an officer of the same sex as the person being searched and the identification of any witness officer

Supervisors shall review reports to ensure the reports are accurate, that actions are properly documented and that current legal requirements and department policy have been met.

## Temporary Custody of Juveniles

### 312.1 PURPOSE AND SCOPE

This policy provides guidelines consistent with the Juvenile Justice and Delinquency Prevention Act and state law for juveniles taken into temporary custody by members of the Kirkland Police Department (34 USC § 11133, RCW 13.04.116).

#### 312.1.1 DEFINITIONS

Definitions related to this policy include:

**Juvenile non-offender** - An abused, neglected, dependent or alien juvenile who may be legally held for his/her own safety or welfare. This also includes any juvenile who may have initially been contacted for an offense that would not subject an adult to arrest (e.g., fine-only offense) but was taken into custody for his/her protection, or for purposes of reuniting the juvenile with a parent, guardian, or other responsible person.

**Juvenile offender** - A juvenile 17 years of age or younger who is alleged to have committed an offense that would subject an adult to arrest (a non-status offense) or a juvenile who has violated RCW 9.41.040(2)(a) by possessing a handgun (28 CFR 31.303).

**Non-secure custody** - When a juvenile is held in the presence of an officer or other custody employee at all times and is not placed in a locked room, cell or behind any locked doors. Juveniles in non-secure custody may be handcuffed but not to a stationary or secure object. Personal supervision, through direct visual monitoring and audio two-way communication is maintained. Monitoring through electronic devices, such as video, does not replace direct visual observation.

**Sight and sound separation** - Located or arranged to prevent physical, visual, or auditory contact.

**Status offender** - A juvenile suspected of committing a criminal violation of the law that would not be a criminal violation but for the age of the offender. Examples may include running away, underage possession of tobacco, curfew violation, or truancy. A juvenile in custody on a court order or warrant based upon a status offense is also a status offender.

### 312.2 POLICY

The Kirkland Police Department is committed to releasing juveniles from temporary custody as soon as reasonably practicable and keeping juveniles safe while they are in temporary custody at the Kirkland Police Department. Juveniles should be held in temporary custody only for as long as reasonably necessary for processing, transfer or release.

### 312.3 JUVENILES WHO SHOULD NOT BE HELD

Juveniles who exhibit any of the following conditions should not be held at the Kirkland Police Department:

- (a) Unconscious
- (b) Seriously injured

# Kirkland Police Department

## Kirkland PD Policy Manual

### *Temporary Custody of Juveniles*

---

- (c) A known suicide risk or obviously severely emotionally disturbed
- (d) Significantly intoxicated
- (e) Extremely violent or continuously violent

Officers taking custody of a juvenile who exhibits any of the above conditions should take reasonable steps to provide medical attention or mental health assistance and notify a supervisor of the situation.

These juveniles should not be held at the Kirkland Police Department unless they have been evaluated by a qualified medical and/or mental health professional.

If the officer taking custody of the juvenile believes the juvenile may be a suicide risk, the juvenile shall be under continuous direct supervision until evaluation, release or a transfer is completed.

#### **312.4 ADVISEMENTS**

When a juvenile offender is taken into custody, the officer should, as soon as practicable, notify the juvenile's parent, guardian, or a responsible relative that the juvenile is in custody.

Juveniles taken into custody should be advised the reason for the custody (RCW 43.185C.265).

#### **312.5 JUVENILE CUSTODY LOGS**

Any time a juvenile is held in custody at the Department, the custody shall be promptly and properly documented in the juvenile custody log, including:

- (a) Identifying information about the juvenile being held.
- (b) Date and time of arrival and release from the Kirkland Police Department.
- (c) Supervisor notification and approval of intent to temporarily hold the juvenile.
- (d) Any charges for which the juvenile is being held and classification of the juvenile as a juvenile offender, status offender or non-offender.
- (e) Any changes in status.
- (f) Time of all welfare checks.
- (g) Any medical and other screening requested and completed.
- (h) Circumstances that justify any secure custody.
- (i) Any other information that may be required by other authorities, such as compliance inspectors or a local juvenile court authority.

The supervisor shall initial the log to approve the custody, including any secure custody, and shall also initial the log when the juvenile is released.

#### **312.6 NO-CONTACT REQUIREMENTS**

Sight and sound separation shall be maintained between all juveniles and adults while in custody at the Department (34 USC § 11133). There should also be sight and sound separation between non-offenders and juvenile and status offenders.



# Kirkland Police Department

## Kirkland PD Policy Manual

### *Temporary Custody of Juveniles*

---

In situations where brief or accidental contact may occur (e.g., during the brief time a juvenile is being fingerprinted and/or photographed in booking), a member of the Kirkland Police Department shall maintain a constant, immediate presence with the juvenile or the adult to minimize any contact. If inadvertent or accidental contact does occur, reasonable efforts shall be taken to end the contact.

#### **312.7 TEMPORARY CUSTODY REQUIREMENTS**

Members and supervisors assigned to monitor or process any juvenile at the Kirkland Police Department shall ensure the following:

- (a) The supervisor should be notified if it is anticipated that a juvenile may need to remain at the Kirkland Police Department more than four hours. This will enable the supervisor to ensure no juvenile is held at the Kirkland Police Department more than six hours.
- (b) Welfare checks and significant incidents/activities are noted on the log.
  - 1. Random personal visual checks of the juvenile by a staff member, no less than every 15 minutes, shall occur.
    - (a) Requests or concerns of the juvenile should be logged.
    - (b) The check should involve questioning the juvenile as to his/her well-being (sleeping juveniles or apparently sleeping juveniles should be awakened).
    - (c) All checks shall be logged.
- (c) Juveniles in custody are informed that they will be monitored at all times, except when using the toilet.
  - 1. There shall be no viewing devices, such as peep holes or mirrors, of which the juvenile is not aware.
  - 2. This does not apply to surreptitious and legally obtained recorded interrogations.
- (d) A member of the same sex shall supervise personal hygiene activities and care, such as changing clothing or using the restroom, without direct observation to allow for privacy.
- (e) There is reasonable access to toilets and wash basins.
- (f) There is reasonable access to a drinking fountain or water.
- (g) Food should be provided if a juvenile has not eaten within the past four hours or is otherwise in need of nourishment, including any special diet required for the health of the juvenile.
- (h) There are reasonable opportunities to stand and stretch, particularly if handcuffed or restrained in any way.
- (i) There is privacy during family, guardian, and/or attorney visits.
- (j) Juveniles are generally permitted to remain in their personal clothing unless the clothing is taken as evidence or is otherwise unsuitable or inadequate for continued wear while in custody.

# Kirkland Police Department

## Kirkland PD Policy Manual

### *Temporary Custody of Juveniles*

---

- (k) Clean blankets are provided as reasonably necessary to ensure the comfort of an individual.
  - 1. The supervisor should ensure that there is an adequate supply of clean blankets.
- (l) Adequate shelter, heat, light, and ventilation should be provided without compromising security or enabling escape.
- (m) Adequate furnishings are available, including suitable chairs or benches.
- (n) Juveniles shall have the right to the same number of telephone calls as an adult in custody
- (o) Discipline is not administered to any juvenile, nor will juveniles be subjected to corporal or unusual punishment, humiliation, or mental abuse.

#### **312.8 RELIGIOUS ACCOMMODATION**

Juveniles have the right to the same religious accommodation as adults in temporary custody (see the Temporary Custody of Adults Policy).

#### **312.9 USE OF RESTRAINT DEVICES**

Juvenile offenders may be handcuffed in accordance with the Handcuffing and Restraints Policy. A juvenile offender may be handcuffed at the Kirkland Police Department when the juvenile presents a heightened risk. However, non-offenders and status offenders should not be handcuffed unless they are combative or threatening.

Restraints shall only be used so long as it reasonably appears necessary for the juvenile's protection or the protection of others.

Juveniles in restraints shall be kept away from other unrestrained juveniles or monitored in such a way as to protect the juvenile from abuse.

##### **312.9.1 PREGNANT JUVENILES**

Juveniles who are known to be pregnant should be restrained in accordance with the Handcuffing and Restraints Policy.

#### **312.10 PERSONAL PROPERTY**

The personal property of a juvenile shall be processed in the same manner as an adult in temporary custody. (See the Temporary Custody of Adults Policy)

#### **312.11 CUSTODY OF JUVENILE STATUS OFFENDERS**

Juvenile status offenders should generally be released by citation or with a warning rather than taken into temporary custody. However, Officers may take custody of a status offender if requested to do so by a parent or legal guardian in order to facilitate reunification (e.g., transported home or to the station to await parent/guardian). Juvenile status offenders may not be held in secure custody (34 USC § 11133, RCW 43.185C.260).

# Kirkland Police Department

## Kirkland PD Policy Manual

### *Temporary Custody of Juveniles*

---

#### **312.12 CUSTODY OF JUVENILE NON-OFFENDERS**

Juvenile non-offenders taken into protective custody in compliance with the Child Abuse Policy, or under other circumstances, should generally not be held at the Kirkland Police Department. Custodial arrangements should be made as soon as reasonably possible. Juvenile non-offenders may not be held in secure custody (34 USC § 11133, RCW 43.185C.260).

#### **312.13 SUICIDE ATTEMPT, DEATH OR SERIOUS INJURY OF A JUVENILE**

The Correctional Lieutenant will ensure procedures are in place to address the suicide attempt, death or serious injury of any juvenile held at the Kirkland Police Department. The procedures will address:

- (a) Immediate request for emergency medical assistance if appropriate.
- (b) Immediate notification of command staff as outlined in the Major Incident Notification policy.
- (c) Notification of the parent, guardian or person standing in loco parentis, of the juvenile.
- (d) Notification of the appropriate prosecutor.
- (e) Notification of the City Attorney.
- (f) Notification of the Medical Examiner.
- (g) Notification of the juvenile court.
- (h) Evidence preservation.

#### **312.14 JUVENILE ACCESS TO AN ATTORNEY**

##### **312.14.1 DEFINITIONS**

Definitions related to this section include:

**Custodial interrogation** - Express questioning or other actions or words by a law enforcement officer which are reasonably likely to elicit an incriminating response from an individual and occurs when reasonable individuals in the same circumstances would consider themselves in custody.

**Electronic recording** - Audio recording or audio and video recording that accurately records a custodial interrogation.

**Juvenile** - Any individual who is under the chronological age of 18 year.

**Place of detention** - A fixed location under the control of a law enforcement agency where individuals are questioned about alleged crimes or status offenses. The term includes a jail, police or sheriff's station, correctional or detention facility, police vehicle, and, in the case of juveniles, schools.

##### **312.14.2 INTERROGATING JUVENILE SUSPECTS**

No interrogation of a juvenile should occur unless the juvenile has the apparent capacity to consent, and does consent, to an interrogation.

# Kirkland Police Department

## Kirkland PD Policy Manual

### *Temporary Custody of Juveniles*

---

An Officer shall provide a juvenile with access to an attorney for consultation, which may be provided in person, by telephone, or by video conference, before the juvenile waives any constitutional rights, including the waiver of Miranda rights, if a law enforcement officer:

- (a) Questions a juvenile during a custodial interrogation;
- (b) Detains a juvenile based on probable cause of involvement in criminal activity; or
- (c) Requests that the juvenile provide consent to an evidentiary search of the juvenile or the juvenile's property, dwellings, or vehicles under the juvenile's control.

The consultation required of this section **may not be waived**.

Statements made by a juvenile after the juvenile is contacted by a law enforcement officer in a manner described under this section are not admissible in a juvenile offender or adult criminal court proceeding, unless:

- (a) The juvenile has been provided with access to an attorney for consultation; and the juvenile provides an express waiver knowingly, intelligently, and voluntarily made by the juvenile after the juvenile has been fully informed of the rights being waived as required under RCW 13.40.140;
- (b) The statement is for impeachment purposes; or
- (c) The statement was made spontaneously.

The requirement to consult with legal counsel does not apply when (RCW 13.40.740):

- (a) There is a belief that the juvenile is a victim of trafficking as defined by RCW 9A.40.100.
- (b) Information is necessary to protect an individual's life from an imminent threat.
- (c) A delay to allow legal consultation would impede the protection of an individual's life from imminent threat.
- (d) The questions are limited to what is reasonably expected to obtain the information necessary to protect an individual's life from an imminent threat.

After the juvenile has consulted with legal counsel, the juvenile may advise, direct a parent or guardian to advise, or direct legal counsel to advise the law enforcement officer that the juvenile chooses to assert a constitutional right. Any assertion of constitutional rights by the juvenile through legal counsel must be treated by a law enforcement officer as though it came from the juvenile.

#### 312.14.3 RECORDING OF INTERROGATIONS

Any custodial interrogation of a juvenile conducted at a place of detention (as defined by RCW 10.122.020) shall be electronically recorded (audio and video). This includes any required warnings, advice of the rights of the individual being questioned, and waiver of rights. Consent to the electronic recording is not required, but the officer shall inform the suspect that they are being recorded (RCW 10.122.030).

A custodial interrogation at any place other than a place of detention shall be recorded by audio means at a minimum (RCW 10.122.030).

# Kirkland Police Department

## Kirkland PD Policy Manual

### *Temporary Custody of Juveniles*

---

In both cases, officers should record their attempts to contact an attorney but must cease recording once attorney contact is made. Recordings must resume after the attorney conversation is over.

See the Investigation and Prosecution Policy for specific recording requirements.

#### **312.14.4 YOUTH ACCESS TO COUNSEL LINE (YAC)**

The Washington State Office of Public Defense (OPD) is responsible for providing attorneys for such juveniles to consult with pursuant to the Act. The Youth Access to Counsel (YAC) number is 1-877-J-PUB-DEF (1-877-578-2333). The YAC line is staffed 24/7 by several attorneys who will be available to answer calls and provide advice to juveniles.

When you call the YAC line:

- (a) Multiple attorneys will always staff the line, so if more than one youth needs attorney assistance, inform the YAC Attorney that you have multiple people involved. You will be prompted to enter your badge number and then will be connected directly to a YAC Attorney
- (b) Speak to the YAC Attorney, who will ask you some basic questions about the situation
- (c) If the youth requires an interpreter, alert the YAC Attorney
- (d) When the YAC Attorney is ready, place the youth on the line
- (e) The conversation between attorney and youth must be private and cannot be recorded
- (f) You must remain out of range sufficiently to ensure that you do not hear the conversation
- (g) When the youth is finished, you must speak to the YAC Attorney again
- (h) The attorney will advise you as to how the youth will proceed
- (i) If you are advised by the attorney that the youth is asserting their constitutional rights, that is the end of the inquiry
- (j) Never ask the youth what was discussed with the attorney

#### **312.15 RESTRICTION ON FINGERPRINTING AND PHOTOGRAPHING**

A juvenile offender may be photographed and fingerprinted as provided by RCW 43.43.735.

#### **312.16 RELEASE OF INFORMATION CONCERNING JUVENILES**

Court decisions and legislation have combined to carefully specify situations in which information may be given out or exchanged when a case involves a juvenile. Officers of this department shall not divulge any information regarding juveniles in situations where they are uncertain of the legal authority to do so.

##### **312.16.1 RELEASE OF INFORMATION PURSUANT TO WASHINGTON LAW**

Juvenile records are confidential and may be released only as provided in RCW 13.50.010 and RCW 13.50.050:

- (a) Information may be released to other participants in the juvenile justice or care system only when an investigation or case involving the juvenile is being pursued by the other

# Kirkland Police Department

## Kirkland PD Policy Manual

### *Temporary Custody of Juveniles*

---

participant, or when that other participant is assigned the responsibility for supervising the juvenile.

- (b) Information not in the juvenile court file that could not reasonably be expected to identify the juvenile or the juvenile's family may be released.
- (c) Following the decision to arrest, information about an investigation, diversion or prosecution of a juvenile, including an incident report, may be released to the school in which the juvenile is enrolled to assist in protecting other students, staff and school property.
- (d) Information about a juvenile offender, the offender's parent or guardian and the circumstances of the crime may be released to the victim or the victim's immediate family.
- (e) Information identifying child victims of sexual assault committed by juvenile offenders may be released only with the permission of the child victim or legal guardian.
- (f) A court may permit certain juvenile records to be released by rule or order.

It shall be the responsibility of the Records Supervisor and the appropriate Investigation Unit supervisors to ensure that personnel of those bureaus act within legal guidelines.

## Adult Abuse

### 313.1 PURPOSE AND SCOPE

The purpose of this policy is to provide guidelines for the investigation and reporting of suspected abuse of certain adults who may be more vulnerable than others. This policy also addresses mandatory notification for Kirkland Police Department members as required by law.

#### 313.1.1 DEFINITIONS

Definitions related to this policy include:

**Adult abuse** - Any offense or attempted offense involving violence or neglect of an adult victim when committed by a person responsible for the adult's care, or any other act that would mandate reporting or notification to a social service agency or law enforcement.

### 313.2 POLICY

The Kirkland Police Department will investigate all reported incidents of alleged adult abuse and ensure proper reporting and notification as required by law.

### 313.3 MANDATORY NOTIFICATION

Members of the Kirkland Police Department shall notify the Washington State Department of Social and Health Services (DSHS) when there is reasonable cause to believe that abandonment, abuse, financial exploitation, or neglect of a vulnerable adult has occurred. Members shall also notify DSHS when there is reason to suspect sexual assault or physical assault or reasonable cause to believe that an act has caused fear of imminent harm. The Medical Examiner shall also be notified when there is reason to suspect that the death of a vulnerable adult was caused by abuse, neglect, or abandonment by another person (RCW 74.34.035).

For purposes of notification, the following definitions apply (RCW 74.34.020):

- Abandonment is action or inaction by a person or entity with a duty of care for a vulnerable adult that leaves the person without the means or ability to obtain necessary food, clothing, shelter, or health care.
- Abuse is intentional, willful, or reckless action or inaction that inflicts injury, unreasonable confinement or restraint, sexual abuse, physical abuse, financial exploitation, mental abuse, intimidation, or punishment.
- A vulnerable adult is a person who meets any of the following criteria:
  - (a) Is 60 years or older and who has the functional, mental, or physical inability to care for oneself.
  - (b) Is found by the superior court to be incapacitated under RCW 11.130.005 et seq.
  - (c) Has a developmental disability as defined under RCW 71A.10.020.
  - (d) Is admitted to any facility as defined in RCW 74.34.020 (e.g., assisted living facility, nursing home, other facility licensed by DSHS).

# Kirkland Police Department

## Kirkland PD Policy Manual

### *Adult Abuse*

---

- (e) Is receiving services from an individual provider or licensed home health, hospice, or home care agency.
- (f) Self-directs self-care and receives services from a personal aide under RCW 74.39.001 et seq.

#### **313.3.1 NOTIFICATION PROCEDURE**

Notification should occur as follows (RCW 74.34.035):

- (a) All notification to DSHS shall be made immediately or as soon as practicable by telephone
- (b) Information provided shall include, if known:
  1. The name and address of the person making the report.
  2. The name and address of the vulnerable adult.
  3. The name and address of the facility or agency providing care for the vulnerable adult.
  4. The name and address of the legal guardian or alternate decision maker.
  5. The nature and extent of the abandonment, abuse, financial exploitation, neglect, or self-neglect.
  6. Any history of previous abandonment, abuse, financial exploitation, neglect, or self-neglect.
  7. The identity of the alleged perpetrator, if known.
  8. Any other information that may be helpful in establishing the extent of abandonment, abuse, financial exploitation, neglect, or the cause of death of the deceased vulnerable adult.

#### **313.4 QUALIFIED INVESTIGATORS**

Qualified investigators should be available to investigate cases of adult abuse. These investigators should:

- (a) Conduct interviews in appropriate interview facilities.
- (b) Be familiar with forensic interview techniques specific to adult abuse investigations.
- (c) Present all cases of alleged adult abuse to the prosecutor for review.
- (d) Coordinate with other enforcement agencies, social service agencies and facility administrators as needed.
- (e) Provide referrals to therapy services, victim advocates, guardians and support for the victim and family as appropriate.
- (f) Participate in or coordinate with multidisciplinary investigative teams as applicable.

#### **313.5 INVESTIGATIONS AND REPORTING**

All reported or suspected cases of adult abuse require investigation and a report, even if the allegations appear unfounded or unsubstantiated. If the investigation reveals that a crime may



# Kirkland Police Department

## Kirkland PD Policy Manual

### *Adult Abuse*

---

have been committed, the prosecutor shall be provided a written report of the incident (RCW 74.34.063(3)).

Investigations and reports related to suspected cases of adult abuse should address, as applicable:

- (a) The overall basis for the contact. This should be done by the investigating officer in all circumstances where a suspected adult abuse victim is contacted.
- (b) Any relevant statements the victim may have made and to whom he/she made the statements.
- (c) If a person is taken into protective custody, the reasons, the name and title of the person making the decision, and why other alternatives were not appropriate.
- (d) Documentation of any visible injuries or any injuries identified by the victim. This should include photographs of such injuries, if practicable.
- (e) Whether the victim was transported for medical treatment or a medical examination.
- (f) Whether the victim identified a household member as the alleged perpetrator, and a list of the names of any other potential victims or witnesses who may reside in the residence.
- (g) Identification of any prior related reports or allegations of abuse, including other jurisdictions, as reasonably known.
- (h) Previous addresses of the victim and suspect.
- (i) Other potential witnesses who have not yet been interviewed, such as relatives or others close to the victim's environment.

Any unexplained death of an adult who was in the care of a guardian or caretaker should be considered as potential adult abuse and investigated similarly.

#### **313.6 PROTECTIVE CUSTODY**

Before taking an adult abuse victim into protective custody when facts indicate the adult may not be able to care for oneself, the officer should make reasonable attempts to contact DSHS. Generally, removal of an adult abuse victim from the abuse victim's family, guardian, or other responsible adult should be left to the welfare authorities when they are present or have become involved in an investigation.

Generally, members of this department should remove an adult abuse victim from the abuse victim's family or guardian without a court order only when no other effective alternative is reasonably available and immediate action reasonably appears necessary to protect the victim. Prior to taking an adult abuse victim into protective custody, the officer should take reasonable steps to deliver the adult to another qualified legal guardian, unless it reasonably appears that the release would endanger the victim or result in abduction. If this is not a reasonable option, the officer shall ensure that the adult is delivered to DSHS.

# Kirkland Police Department

## Kirkland PD Policy Manual

### *Adult Abuse*

---

Whenever practicable, the officer should inform a supervisor of the circumstances prior to taking an adult abuse victim into protective custody. If prior notification is not practicable, officers should contact a supervisor promptly after taking the adult into protective custody.

When adult abuse victims are under state control, have a state-appointed guardian, or there are other legal holdings for guardianship, it may be necessary or reasonable to seek a court order on behalf of the adult victim to either remove the adult from a dangerous environment (protective custody) or restrain a person from contact with the adult.

### **313.7 INTERVIEWS**

#### **313.7.1 PRELIMINARY INTERVIEWS**

Absent extenuating circumstances or impracticality, officers should audio record the preliminary interview with a suspected adult abuse victim. Officers should avoid multiple interviews with the victim and should attempt to gather only the information necessary to begin an investigation. When practicable, investigating officers should defer interviews until a person who is specially trained in such interviews is available.

#### **313.7.2 DETAINING VICTIMS FOR INTERVIEWS**

An officer should not detain an adult involuntarily who is suspected of being a victim of abuse solely for the purpose of an interview or physical exam without his/her consent or the consent of a guardian unless one of the following applies:

- (a) Exigent circumstances exist, such as:
  1. A reasonable belief that medical issues of the adult need to be addressed immediately.
  2. A reasonable belief that the adult is or will be in danger of harm if the interview or physical exam is not immediately completed.
  3. The alleged offender is a family member or guardian and there is reason to believe the adult may be in continued danger.
- (b) A court order or warrant has been issued.

### **313.8 MEDICAL EXAMINATIONS**

When an adult abuse investigation requires a medical examination, the investigating officer should obtain consent for such examination from the victim, guardian, agency, or entity having legal custody of the adult. The officer should also arrange for the adult's transportation to the appropriate medical facility.

In cases where the alleged offender is a family member, guardian, agency, or entity having legal custody and is refusing to give consent for the medical examination, officers should notify a supervisor before proceeding. If exigent circumstances do not exist, the supervisor should consider other government agencies or services that may obtain a court order for such an examination.

# Kirkland Police Department

## Kirkland PD Policy Manual

### *Adult Abuse*

---

#### **313.9 DRUG-ENDANGERED VICTIMS**

A coordinated response by law enforcement and social services agencies is appropriate to meet the immediate and longer-term medical and safety needs of an adult abuse victim who has been exposed to the manufacturing, trafficking or use of narcotics.

##### **313.9.1 SUPERVISOR RESPONSIBILITIES**

The Investigation Unit supervisor should:

- (a) Work with professionals from the appropriate agencies, including DSHS, other law enforcement agencies, medical service providers and local prosecutors, to develop community-specific procedures for responding to situations where there are adult abuse victims endangered by exposure to methamphetamine labs or the manufacture and trafficking of other drugs.
- (b) Activate any available interagency response when an officer notifies the Investigation Unit supervisor that he/she has responded to a drug lab or other narcotics crime scene where an adult abuse victim is present or where evidence indicates that an adult abuse victim lives.
- (c) Develop a report format or checklist for use when officers respond to drug labs or other narcotics crime scenes. The checklist will help officers document the environmental, medical, social and other conditions that may affect the adult.

##### **313.9.2 OFFICER RESPONSIBILITIES**

Officers responding to a drug lab or other narcotics crime scene where an adult abuse victim is present or where there is evidence that an adult abuse victim lives should:

- (a) Document the environmental, medical, social and other conditions of the adult, using photography as appropriate and the checklist or form developed for this purpose.
- (b) Notify the Investigation Unit supervisor so an interagency response can begin.

#### **313.10 STATE MANDATES AND OTHER RELEVANT LAWS**

Washington requires or permits the following:

##### **313.10.1 ARREST WITHOUT WARRANT**

When an officer has confirmed that a valid court order for protection, including a temporary order, exists and has probable cause to believe that a person has violated that order, the officer has the authority to arrest the person without a warrant (RCW 10.31.100).

##### **313.10.2 RECORDS SECTION RESPONSIBILITIES**

The Records Section is responsible for:

- (a) Providing a copy of the adult abuse report to DSHS as required by law.
- (b) Retaining the original adult abuse report with the initial case file.

# Kirkland Police Department

## Kirkland PD Policy Manual

### *Adult Abuse*

---

#### 313.10.3 RELEASE OF REPORTS

Information related to incidents of adult abuse or suspected adult abuse shall be confidential and may only be disclosed pursuant to state law and the Records Maintenance and Release Policy (RCW 74.34.035(9); RCW 74.34.095).

#### 313.10.4 PROTECTIVE ORDERS

In any situation which an officer reasonably believes that a vulnerable adult has been abused, abandoned, or subjected to financial exploitation or neglect, or threatened with such actions, the officer should obtain a protective order against the person alleged to have committed or threatened such abuse pursuant to RCW 74.34.110 or RCW 7.105.100.

#### **313.11 TRAINING**

The Department should provide training on best practices in adult abuse investigations to members tasked with investigating these cases. The training should include:

- (a) Participating in multidisciplinary investigations, as appropriate.
- (b) Conducting interviews.
- (c) Availability of therapy services for adults and families.
- (d) Availability of specialized forensic medical exams.
- (e) Cultural competence (including interpretive services) related to adult abuse investigations.
- (f) Availability of victim advocates or other support.

## Discriminatory Harassment

### 314.1 PURPOSE AND SCOPE

The purpose of this policy is to prevent department members from being subjected to discriminatory harassment, including sexual harassment and retaliation. Nothing in this policy is intended to create a legal or employment right or duty that is not created by law.

### 314.2 POLICY

The Kirkland Police Department is an equal opportunity employer and is committed to creating and maintaining a work environment that is free of all forms of discriminatory harassment, including sexual harassment and retaliation. The Department will not tolerate discrimination against employees in hiring, promotion, discharge, compensation, fringe benefits, and other privileges of employment. The Department will take preventive and corrective action to address any behavior that violates this policy or the rights it is designed to protect.

The nondiscrimination policies of the Department may be more comprehensive than state or federal law. Conduct that violates this policy may not violate state or federal law but still could subject a member to discipline.

### 314.3 DEFINITIONS

Definitions related to this policy include:

#### 314.3.1 DISCRIMINATION

The Department prohibits all forms of discrimination, including any employment-related action by a member that adversely affects an applicant or member and is based on actual or perceived race, ethnicity, national origin, religion, sex, sexual orientation, gender identity or expression, age, disability, pregnancy, genetic information, veteran status, marital status, and any other classification or status protected by law.

Discriminatory harassment, including sexual harassment, is verbal or physical conduct that demeans or shows hostility or aversion toward an individual based upon that individual's protected class. It has the effect of interfering with an individual's work performance or creating a hostile or abusive work environment.

Conduct that may, under certain circumstances, constitute discriminatory harassment can include making derogatory comments; making crude and offensive statements or remarks; making slurs or off-color jokes; stereotyping; engaging in threatening acts; making indecent gestures, pictures, cartoons, posters, or material; making inappropriate physical contact; or using written material or department equipment and/or systems to transmit or receive offensive material, statements, or pictures. Such conduct is contrary to department policy and to a work environment that is free of discrimination.

# Kirkland Police Department

## Kirkland PD Policy Manual

### *Discriminatory Harassment*

---

#### 314.3.2 RETALIATION

Retaliation is treating a person differently or engaging in acts of reprisal or intimidation against the person because the person has engaged in protected activity, filed a charge of discrimination, participated in an investigation, or opposed a discriminatory practice. Retaliation will not be tolerated.

#### 314.3.3 SEXUAL HARASSMENT

The Department prohibits all forms of discrimination and discriminatory harassment, including sexual harassment. It is unlawful to harass an applicant or a member because of that person's sex.

Sexual harassment includes but is not limited to unwelcome sexual advances, requests for sexual favors, or other verbal, visual, or physical conduct of a sexual nature when:

- (a) Submission to such conduct is made either explicitly or implicitly a term or condition of employment, position, or compensation.
- (b) Submission to, or rejection of, such conduct is used as the basis for employment decisions affecting the member.
- (c) Such conduct has the purpose or effect of substantially interfering with a member's work performance or creating an intimidating, hostile, or offensive work environment.

#### 314.3.4 ADDITIONAL CONSIDERATIONS

Discrimination and discriminatory harassment do not include actions that are in accordance with established rules, principles or standards, including:

- (a) Acts or omission of acts based solely upon bona fide occupational qualifications under the Equal Employment Opportunity Commission and Washington State Human Rights Commission guidelines.
- (b) Bona fide requests or demands by a supervisor that the member improve the member's work quality or output, that the member report to the job site on time, that the member comply with City or department rules or regulations, or any other appropriate work-related communication between supervisor and member.

#### **314.4 RESPONSIBILITIES**

This policy applies to all department members, who shall follow the intent of these guidelines in a manner that reflects department policy, professional standards, and the best interest of the Department and its mission.

Members are encouraged to promptly report any discriminatory, retaliatory, or harassing conduct or known violations of this policy to a supervisor. Any member who is not comfortable with reporting violations of this policy to the member's immediate supervisor may bypass the chain of command and make the report to a higher-ranking supervisor or manager. Complaints may also be filed with the Chief of Police, the Director of Human Services, or the City Manager.

Any member who believes, in good faith, that the member has been discriminated against, harassed, or subjected to retaliation, or who has observed harassment or discrimination, is

# Kirkland Police Department

## Kirkland PD Policy Manual

### *Discriminatory Harassment*

---

encouraged to promptly report such conduct in accordance with the procedures set forth in this policy.

Supervisors and managers receiving information regarding alleged violations of this policy shall determine if there is any basis for the allegation and shall proceed with resolution as stated below.

#### 314.4.1 SUPERVISOR RESPONSIBILITIES

The responsibilities of supervisors and managers shall include but are not limited to:

- (a) Continually monitoring the work environment and striving to ensure that it is free from all types of unlawful discrimination, including harassment or retaliation.
- (b) Taking prompt, appropriate action within their work units to avoid and minimize the incidence of any form of discrimination, harassment, or retaliation.
- (c) Ensuring their subordinates understand their responsibilities under this policy.
- (d) Ensuring that members who make complaints or who oppose any unlawful employment practices are protected from retaliation and that such matters are kept confidential to the extent possible.
- (e) Making a timely determination regarding the substance of any allegation based upon all available facts.
- (f) Notifying the Chief of Police or the Director of Human Services in writing of the circumstances surrounding any reported allegations or observed acts of discrimination, harassment, or retaliation no later than the next business day.

#### 314.4.2 SUPERVISOR'S ROLE

Supervisors and managers shall be aware of the following:

- (a) Behavior of supervisors and managers should represent the values of the Department and professional standards.
- (b) False or mistaken accusations of discrimination, harassment, or retaliation have negative effects on the careers of innocent members.

Nothing in this section shall be construed to prevent supervisors or managers from discharging supervisory or management responsibilities, such as determining duty assignments, evaluating or counseling members, or issuing discipline in a manner that is consistent with established procedures.

#### 314.4.3 QUESTIONS OR CLARIFICATION

Members with questions regarding what constitutes discrimination, sexual harassment, or retaliation are encouraged to contact a supervisor, a manager, the Chief of Police, the Director of Human Services, or the City Manager for further information, direction, or clarification.

#### 314.5 INVESTIGATION OF COMPLAINTS

Various methods of resolution exist. During the pendency of any such investigation, the supervisor of the involved member should take prompt and reasonable steps to mitigate or eliminate any continuing abusive or hostile work environment. It is the policy of the Department that all

# Kirkland Police Department

## Kirkland PD Policy Manual

### *Discriminatory Harassment*

---

complaints of discrimination, retaliation, or harassment shall be fully documented, and promptly and thoroughly investigated.

#### 314.5.1 SUPERVISOR RESOLUTION

Members who believe they are experiencing discrimination, harassment, or retaliation should be encouraged to inform the individual that the behavior is unwelcome, offensive, unprofessional, or inappropriate. However, if the member feels uncomfortable or threatened or has difficulty expressing the member's concern, or if this does not resolve the concern, assistance should be sought from a supervisor or manager who is a rank higher than the alleged transgressor.

#### 314.5.2 FORMAL INVESTIGATION

If the complaint cannot be satisfactorily resolved through the process described above, a formal investigation will be conducted, which will include a consultation with Human Resources. Depending on various circumstances, Human Resources may facilitate such an investigation.

The member assigned to investigate the complaint will have full authority to investigate all aspects of the complaint. Investigative authority includes access to records and the cooperation of any members involved. No influence will be used to suppress any complaint and no member will be subject to retaliation or reprisal for filing a complaint, encouraging others to file a complaint, or for offering testimony or evidence in an investigation.

Formal investigation of the complaint will be confidential to the extent possible and will include but is not limited to details of the specific incident, frequency and dates of occurrences, and names of any witnesses. Witnesses will be advised regarding the prohibition against retaliation, and that a disciplinary process, up to and including termination, may result if retaliation occurs.

Members who believe they have been discriminated against, harassed, or retaliated against because of their protected status are encouraged to follow the chain of command but may also file a complaint directly with the Chief of Police, the Director of Human Services, or the City Manager.

#### 314.5.3 ALTERNATIVE COMPLAINT PROCESS

No provision of this policy shall be construed to prevent any member from seeking legal redress outside the Department. Members who believe that they have been harassed, discriminated against, or retaliated against are entitled to bring complaints of employment discrimination to federal, state, and/or local agencies responsible for investigating such allegations. Specific time limitations apply to the filing of such charges. Members are advised that proceeding with complaints under the provisions of this policy does not in any way affect those filing requirements.

### **314.6 DOCUMENTATION OF COMPLAINTS**

All complaints or allegations shall be thoroughly documented on forms and in a manner designated by the Chief of Police. The outcome of all reports shall be:

- (a) Approved by the Chief of Police, the City Manager, or the Director of Human Services, depending on the ranks of the involved parties.
- (b) Maintained in accordance with the established records retention schedule.



# Kirkland Police Department

## Kirkland PD Policy Manual

### *Discriminatory Harassment*

---

#### 314.6.1 NOTIFICATION OF DISPOSITION

The complainant and/or victim will be notified in writing of the disposition of the investigation and the action taken to remedy or address the circumstances giving rise to the complaint.

#### **314.7 TRAINING**

All new members shall be provided with a copy of this policy as part of their orientation. The policy shall be reviewed with each new member. The member shall acknowledge that they have been advised of this policy, are aware of and understands its contents, and agrees to abide by its provisions during the member's term with the Department.

All members shall receive annual training on the requirements of this policy and shall acknowledge that they have reviewed the policy, understand its contents, and agree that they will continue to abide by its provisions.

## Child Abuse

### 315.1 PURPOSE AND SCOPE

The purpose of this policy is to provide guidelines for the investigation of suspected child abuse. This policy also addresses when Kirkland Police Department members are required to notify the Department of Children, Youth, and Families, Child Protective Services (CPS) of suspected child abuse.

#### 315.1.1 DEFINITIONS

Definitions related to this policy include:

**Child** - Unless otherwise specified by a cited statute, a child is any person under the age of 18 years.

**Child abuse** - Any offense or attempted offense involving violence or neglect with a child victim when committed by a person responsible for the child's care or any other act that would mandate notification to a social service agency.

### 315.2 POLICY

The Kirkland Police Department will investigate all reported incidents of alleged criminal child abuse and ensure CPS is notified as required by law.

### 315.3 MANDATORY NOTIFICATION

Members of the Kirkland Police Department shall notify CPS when a report of abuse or neglect of a child is received or when there is reasonable cause to believe that a child has suffered abuse or neglect (RCW 26.44.030).

For purposes of notification, abuse or neglect of a child includes sexual abuse, sexual exploitation, female genital mutilation, injury inflicted by any person under circumstances that cause harm to the child's health, welfare, or safety, excluding lawful discipline, and the negligent treatment or maltreatment by a person who is responsible for, or providing care to, a child (RCW 26.44.020).

Officers shall promptly notify CPS whenever a child under 16 years of age is in a vehicle being driven by the child's parent, guardian, legal custodian, sibling, or half-sibling and that person is being arrested for a drug or alcohol-related driving offense (RCW 46.61.507).

If, during an investigation of drug manufacturing, an officer discovers that a child is present at the investigation site, the officer shall notify CPS immediately (RCW 26.44.200).

#### 315.3.1 NOTIFICATION PROCEDURE

Notification should occur as follows (RCW 26.44.030(5)):

- (a) In emergency cases, notification to CPS should be made immediately when the child's welfare is endangered but in all such cases within 24 hours.
- (b) In non-emergency cases, notification to CPS shall be made within 72 hours after a report is received.

# Kirkland Police Department

## Kirkland PD Policy Manual

### *Child Abuse*

---

- (c) Notification, when possible, should include (RCW 26.44.040):
  1. The name, address and age of the child.
  2. The name and address of the child's parents, stepparents, guardians or other persons having custody of the child.
  3. The nature and extent of the alleged injury or injuries.
  4. The nature and extent of the alleged neglect.
  5. The nature and extent of the alleged sexual abuse.
  6. Any evidence of previous injuries, including the nature and extent of the injury.
  7. Any other information that may be helpful in establishing the cause of the child's death, injury or injuries, and the identity of the alleged perpetrator or perpetrators.
- (d) The Department shall forward all case dispositions to CPS.

#### **315.4 QUALIFIED INVESTIGATORS**

Qualified investigators should be available for child abuse investigations. These investigators should:

- (a) Conduct interviews in child appropriate interview facilities.
- (b) Be familiar with forensic interview techniques specific to child abuse investigations.
- (c) Present all cases of alleged child abuse to the prosecutor for review.
- (d) Coordinate with other enforcement agencies, social service agencies, and school administrators as needed.
- (e) Provide referrals to therapy services, victim advocates, guardians, and support for the child and family as appropriate.
- (f) Participate in or coordinate with multidisciplinary investigative teams as applicable (RCW 26.44.180).

#### **315.5 INVESTIGATIONS AND REPORTING**

In all reported or suspected cases of child abuse, a report will be written. Officers shall write a report even if the allegations appear unfounded or unsubstantiated.

Investigations and reports related to suspected cases of child abuse should address, as applicable:

- (a) The overall basis for the contact. This should be done by the investigating officer in all circumstances where a suspected child abuse victim was contacted.
- (b) The exigent circumstances that existed if officers interviewed the child victim without the presence of a parent or guardian.
- (c) Any relevant statements the child may have made and to whom the child made the statements.

# Kirkland Police Department

## Kirkland PD Policy Manual

### *Child Abuse*

---

- (d) If a child was taken into protective custody, the reasons, the name, and title of the person making the decision, and why other alternatives were not appropriate.
- (e) Documentation of any visible injuries or any injuries identified by the child. This should include photographs of such injuries, if practicable.
- (f) Whether the child victim was transported for medical treatment or a medical examination.
- (g) Whether the victim identified a household member as the alleged perpetrator, and a list of the names of any other children who may reside in the residence.
- (h) Identification of any prior related reports or allegations of child abuse, including other jurisdictions, as reasonably known.
- (i) Previous addresses of the victim and suspect.
- (j) Other potential witnesses who have not yet been interviewed, such as relatives or others close to the victim's environment.
- (k) Applicable local protocol regarding child abuse investigations (RCW 26.44.185).

All cases of the unexplained death of a child should be investigated as thoroughly as if it had been a case of suspected child abuse (e.g., a sudden or unexplained death of an infant).

#### **315.6 PROTECTIVE CUSTODY**

Before taking any child into protective custody, the officer should make reasonable attempts to contact CPS. Generally, removal of a child from the child's family, guardian, or other responsible adult should be left to the child welfare authorities when they are present or have become involved in an investigation.

Generally, members of this department should remove a child from the child's parent or guardian without a court order only when no other effective alternative is reasonably available and immediate action reasonably appears necessary to protect the child. Prior to taking a child into protective custody, the officer should take reasonable steps to deliver the child to another qualified parent or legal guardian, unless it reasonably appears that the release would endanger the child or result in abduction. If this is not a reasonable option, the officer shall ensure that the child is delivered to CPS.

Whenever practicable, the officer should inform a supervisor of the circumstances prior to taking a child into protective custody. If prior notification is not practicable, officers should contact a supervisor promptly after taking a child into protective custody.

Children may only be removed from a parent or guardian in the following situations (RCW 26.44.050):

- (a) A court order has been issued authorizing the removal of the child.
- (b) There is probable cause to believe that taking the child into custody is necessary to prevent imminent physical harm to the child due to child abuse or neglect, including that which results from sexual abuse, sexual exploitation, a high-potency synthetic opioid (e.g., fentanyl), or a pattern of severe neglect, and that the child would be

# Kirkland Police Department

## Kirkland PD Policy Manual

### *Child Abuse*

---

seriously injured or could not be taken into custody if it were necessary to first obtain a court order (e.g., the child could be taken and concealed).

#### 315.6.1 SAFE HAVEN LAW

A parent is not guilty of abandonment when leaving a newborn 72 hours old or younger with a qualified person at the emergency department of a licensed hospital or a fire station while personnel are present (RCW 13.34.360). The qualified person shall notify CPS. CPS shall assume custody of the newborn.

### **315.7 INTERVIEWS**

#### 315.7.1 PRELIMINARY INTERVIEWS

Absent extenuating circumstances or impracticality, officers should record the preliminary interview with suspected child abuse victims. Officers should avoid multiple interviews with a child victim and should attempt to gather only the information necessary to begin an investigation. When practicable, investigating officers should defer interviews until a person who is specially trained in such interviews is available. Generally, child victims should not be interviewed in the home or location where the alleged abuse occurred.

#### 315.7.2 DETAINING SUSPECTED CHILD ABUSE VICTIMS FOR AN INTERVIEW

An officer should not detain a child involuntarily who is suspected of being a victim of child abuse solely for the purpose of an interview or physical exam without the consent of a parent or guardian unless one of the following applies:

- (a) Exigent circumstances exist, such as:
  - 1. A reasonable belief that medical issues of the child need to be addressed immediately.
  - 2. A reasonable belief that the child is or will be in danger of harm if the interview or physical exam is not immediately completed.
  - 3. The alleged offender is the custodial parent or guardian and there is reason to believe the child may be in continued danger.
- (b) A court order or warrant has been issued.

#### 315.7.3 TRAINING REQUIREMENT

Only those members who have successfully completed Washington State Criminal Justice Training Commission (WSCJTC) sponsored training on interviewing child victims of sexual abuse shall participate in or conduct such interviews. Interviews of children who are suspected victims of sexual abuse will be conducted in compliance with the training standards set forth in RCW 43.101.224.

### **315.8 MEDICAL EXAMINATIONS**

If the child has been the victim of abuse that requires a medical examination, the investigating officer should obtain consent for such examination from the appropriate parent, guardian or agency

# Kirkland Police Department

## Kirkland PD Policy Manual

### *Child Abuse*

---

having legal custody of the child. The officer should also arrange for the child's transportation to the appropriate medical facility.

In cases where the alleged offender is the custodial parent or guardian and is refusing consent for the medical examination, officers should notify a supervisor before proceeding. If exigent circumstances do not exist or if state law does not provide for officers to take the child for a medical examination, the notified supervisor should consider obtaining a court order for such an examination.

#### **315.9 DRUG-ENDANGERED CHILDREN**

A coordinated response by law enforcement and social services agencies is appropriate to meet the immediate and longer-term medical and safety needs of children exposed to the manufacturing, trafficking or use of narcotics.

##### **315.9.1 SUPERVISOR RESPONSIBILITIES**

The Investigation Unit Supervisor should:

- (a) Work with professionals from the appropriate agencies, including CPS, other law enforcement agencies, medical service providers and local prosecutors to develop community specific procedures for responding to situations where there are children endangered by exposure to methamphetamine labs or the manufacture and trafficking of other drugs.
- (b) Activate any available interagency response when an officer notifies the Investigation Unit Supervisor that the officer has responded to a drug lab or other narcotics crime scene where a child is present or where evidence indicates that a child lives there.
- (c) Develop a report format or checklist for use when officers respond to drug labs or other narcotics crime scenes. The checklist will help officers document the environmental, medical, social and other conditions that may affect the child.

##### **315.9.2 OFFICER RESPONSIBILITIES**

Officers responding to a drug lab or other narcotics crime scene where a child is present or where there is evidence that a child lives should:

- (a) Document the environmental, medical, social and other conditions of the child using photography as appropriate and the checklist or form developed for this purpose.
- (b) Notify the Investigation Unit Supervisor so an interagency response can begin.

#### **315.10 STATE MANDATES AND OTHER RELEVANT LAWS**

Washington requires or permits the following:

##### **315.10.1 RELEASE OF REPORTS**

Information related to incidents of child abuse or suspected child abuse shall be confidential and may only be disclosed pursuant to state law and the Records Maintenance and Release Policy (RCW 42.56.240).

# Kirkland Police Department

## Kirkland PD Policy Manual

### *Child Abuse*

---

Records and information may be made available to multidisciplinary investigative team members as necessary for the performance of the member's duties as a member of the team. Members receiving records and information are subject to the same privacy and confidentiality restrictions as the person providing the information or records (RCW 26.44.175).

#### 315.10.2 ARREST WITHOUT WARRANT

When an officer responds to a call alleging that a child has been subjected to sexual or physical abuse or criminal mistreatment and has probable cause that a crime has been committed, or the officer responds to a call alleging that a temporary restraining order or preliminary injunction has been violated, he/she has the authority to arrest the person without a warrant (RCW 10.31.100; RCW 26.44.130).

#### 315.10.3 CASE SUBMISSION TO PROSECUTOR

The Kirkland Police Department shall forward all cases of child abuse to the appropriate prosecutor when a crime may have been committed and (RCW 26.44.030):

- (a) A child has died or has had a physical injury.
- (b) Injuries were inflicted upon a child other than by accidental means.
- (c) A child has been subjected to alleged sexual abuse.

#### 315.10.4 AGENCY COORDINATION

If this department responds to a complaint of alleged child abuse and discovers that another agency has also responded to the complaint, this department shall notify the other agency of its presence. The agencies shall coordinate the investigation and keep each other apprised of progress (RCW 26.44.035).

#### 315.10.5 LOCAL CHILD ABUSE PROTOCOLS

The Investigation Unit Supervisor should ensure that local child abuse protocols for the investigation of child abuse are available to those department members who have a role in child abuse investigations (RCW 26.44.185).

#### 315.10.6 CONFLICT OF INTEREST IN INVESTIGATIONS

An officer shall not participate as an investigator in a child abuse case concerning a child for whom he/she is, or has been, a parent, guardian or foster parent (RCW 26.44.190).

#### 315.10.7 POSTING OF MANDATED REPORTER REQUIREMENTS

The Risk Management Lieutenant shall ensure that the Department of Children, Youth, and Families poster regarding mandated reporting requirements for child abuse and neglect is posted in a member common area (RCW 26.44.030).

### **315.11 TRAINING**

The Department should provide training on best practices in child abuse investigations to members tasked with investigating these cases. The training should include:

- (a) Participating in multidisciplinary investigations, as appropriate.

# Kirkland Police Department

## Kirkland PD Policy Manual

### *Child Abuse*

---

- (b) Conducting forensic interviews.
- (c) Availability of therapy services for children and families.
- (d) Availability of specialized forensic medical exams.
- (e) Cultural competence (including interpretive services) related to child abuse investigations.
- (f) Availability of victim advocate or guardian ad litem support.
- (g) Recognizing abuse that requires mandatory notification to another agency.



## Missing Persons

### 316.1 PURPOSE AND SCOPE

This policy provides guidance for handling missing person investigations.

#### 316.1.1 DEFINITIONS

Definitions related to this policy include:

**At risk** - Includes persons who:

- (a) Are 13 years of age or younger.
- (b) Regardless of age, are believed or determined to be experiencing one or more of the following circumstances:
  - 1. Out of the zone of safety for their chronological age and developmental stage
  - 2. Mentally or behaviorally disabled
  - 3. Drug dependent, including prescribed medication and/or illegal substances, and the dependency is potentially life-threatening
  - 4. Absent from home for more than 24 hours before being reported to law enforcement as missing
  - 5. In a life-threatening situation
  - 6. In the company of others who could endanger their welfare
  - 7. Absent in a way that is inconsistent with established patterns of behavior and cannot be readily explained. Most children have an established and reasonably predictable routine.
  - 8. Involved in a situation that would cause a reasonable person to conclude the person should be considered at risk

**Missing person** - Any person who is reported missing to law enforcement when that person's location is unknown.

**Missing person networks** - Databases or computer networks that are available to law enforcement and are suitable for obtaining information related to missing person investigations. This includes the National Crime Information Center (NCIC), the National Missing and Unidentified Persons System (NamUs), and the Washington Crime Information Center (WACIC).

### 316.2 POLICY

The Kirkland Police Department does not consider any report of a missing person to be routine and assumes that the missing person is in need of immediate assistance until an investigation reveals otherwise. The Kirkland Police Department gives missing person cases priority over property-related cases and does not require a specific amount of time to have passed before beginning a missing person investigation.

# Kirkland Police Department

## Kirkland PD Policy Manual

### *Missing Persons*

---

#### **316.3 REQUIRED FORMS AND BIOLOGICAL SAMPLE COLLECTION KITS**

The Investigation Unit supervisor shall ensure the following forms and kits are developed and available:

- Missing person report form
- Missing person investigation checklist that provides investigation guidelines and resources that could be helpful in the early hours of a missing person investigation (RCW 43.43.876)
- Missing person school notification form
- Medical records release form
- Biological sample collection kits

#### **316.4 ACCEPTANCE OF REPORTS**

Any member encountering a person who wishes to report a missing person or runaway shall render assistance without delay. This can be accomplished by accepting the report via telephone or in-person and initiating the investigation. Those members who do not take such reports or who are unable to give immediate assistance shall promptly dispatch or alert a member who can take the report.

A report shall be accepted in all cases and regardless of where the person was last seen, where the person resides or any question of jurisdiction.

#### **316.5 INITIAL INVESTIGATION**

Officers or other members conducting the initial investigation of a missing person should take the following investigative actions, as applicable:

- (a) Respond to a dispatched call as soon as practicable.
- (b) Interview the reporting party and any witnesses to determine whether the person qualifies as a missing person and, if so, whether the person may be at risk.
- (c) Notify a supervisor immediately if there is evidence that a missing person is either at risk or may qualify for a public alert, or both (see the Public Alerts Policy).
- (d) Broadcast "Be on the Look-Out (BOLO) bulletin" if the person is under 16 years of age or there is evidence that the missing person is at risk. The BOLO should be broadcast as soon as practicable but in no event more than one hour after determining the missing person is under 16 years of age or may be at risk.
- (e) Ensure that entries are made into the appropriate missing person networks:
  1. Immediately, when the missing person is at risk.
  2. In all other cases, as soon as practicable, but not later than two hours from the time of the initial report.
- (f) Complete the appropriate report forms accurately and completely and initiate a search as applicable according to the facts.
- (g) Collect and/or review:

# Kirkland Police Department

## Kirkland PD Policy Manual

### *Missing Persons*

---

1. A photograph and fingerprint card of the missing person, if available.
  2. A voluntarily provided biological sample of the missing person, if available (e.g., toothbrush, hairbrush).
  3. Any documents that may assist in the investigation, such as court orders regarding custody.
  4. Any other evidence that may assist in the investigation, including personal electronic devices (e.g., cell phones, computers).
- (h) When circumstances permit and if appropriate, attempt to determine the missing person's location through their telecommunications carrier (RCW 80.36.570).
1. Information may only be sought from a carrier in an emergency situation that involves the risk of death or serious physical harm.
  2. Members shall check NCIC and other available databases for a history of domestic violence or court order restricting contact and verify through the Washington State Patrol (WSP) that the missing person is not participating in the address confidentiality program under RCW 40.24.030 et seq. Information obtained from NCIC, other databases, or WSP shall not be released except by court order.
  3. Information received from a carrier is restricted and should only be released to first responders responding to the emergency situation.
- (i) Contact the appropriate agency if the report relates to a missing person report previously made to another agency and that agency is actively investigating the report. When this is not practicable, the information should be documented in an appropriate report for transmission to the appropriate agency. If the information relates to an at-risk missing person, the member should notify a supervisor and proceed with reasonable steps to locate the missing person.
- (j) Consider contacting the WSP Missing and Exploited Children's Task Force (MECTF) if additional resources are needed (RCW 13.60.110).

### **316.6 REPORT PROCEDURES AND ROUTING**

Members should complete all missing person reports and forms promptly and advise the appropriate supervisor as soon as a missing person report is ready for review.

#### **316.6.1 SUPERVISOR RESPONSIBILITIES**

The responsibilities of the supervisor shall include, but are not be limited to:

- (a) Reviewing and approving missing person reports upon receipt.
  1. The reports should be promptly sent to the Records Section.
- (b) Ensuring resources are deployed as appropriate.
- (c) Initiating a command post as needed.
- (d) Ensuring applicable notifications and public alerts are made and documented.

# Kirkland Police Department

## Kirkland PD Policy Manual

### *Missing Persons*

---

- (e) Ensuring that records have been entered into the appropriate missing persons networks.
- (f) Taking reasonable steps to identify and address any jurisdictional issues to ensure cooperation among agencies.
  - 1. If the case falls within the jurisdiction of another agency, the supervisor should facilitate transfer of the case to the agency of jurisdiction.

#### **316.6.2 RECORDS UNIT RESPONSIBILITIES**

The responsibilities of the Records Unit receiving member shall include but are not limited to:

- (a) As soon as reasonable under the circumstances, notifying and forwarding a copy of the report to the agency of jurisdiction for the missing person's residence in cases where the missing person is a resident of another jurisdiction.
- (b) Notifying and forwarding a copy of the report to the agency of jurisdiction where the missing person was last seen.
- (c) Notifying and forwarding a copy of the report to the agency of jurisdiction for the missing person's intended or possible destination, if known.
- (d) Forwarding a copy of the report to the Investigation Unit.
- (e) Coordinating with the NCIC Terminal Contractor for Washington to have the missing person record in the NCIC computer networks updated with additional information obtained from missing person investigations (34 USC § 41308).

#### **316.7 INVESTIGATION UNIT FOLLOW-UP**

In addition to completing or continuing any actions listed above, the investigator assigned to a missing person investigation:

- (a) Should ensure that the missing person's school is notified within 10 days if the missing person is a juvenile.
  - 1. The notice shall be in writing and should also include a photograph.
  - 2. The investigator should meet with school officials as appropriate to stress the importance of including the notice in the child's student file, along with the investigator's contact information, if the school receives a call requesting the transfer of the missing child's files to another school.
- (b) Should recontact the reporting party and/or other witnesses within 30 days of the initial report and within 30 days thereafter to keep them informed, as appropriate, and to determine if any additional information has become available.
- (c) Should consider contacting other agencies involved in the case to determine if any additional information is available.
- (d) Shall verify and update WACIC, NCIC, and any other applicable missing person networks within 30 days of the original entry into the networks and every 30 days thereafter until the missing person is located (34 USC § 41308).
- (e) Should continue to make reasonable efforts to locate the missing person and document these efforts at least every 30 days.

# Kirkland Police Department

## Kirkland PD Policy Manual

### *Missing Persons*

---

- (f) Shall maintain a close liaison with state and local child welfare systems and the National Center for Missing and Exploited Children (NCMEC) if the missing person is under the age of 21 and shall promptly notify NCMEC when the person is missing from a foster care family home or childcare institution (34 USC § 41308).
- (g) Should make appropriate inquiry with the Medical Examiner.
- (h) Should obtain and forward medical and dental records, photos, X-rays, and biological samples, as applicable.
- (i) Shall attempt to obtain the most recent photograph for persons under 18 years of age if it has not been obtained previously and forward the photograph to the WSP Missing and Unidentified Persons Unit (MUPU) and enter the photograph into applicable missing person networks (34 USC § 41308).
- (j) In the case of an at-risk missing person or a person who has been missing for an extended time, should consult with a supervisor regarding seeking federal assistance from the FBI and the U.S. Marshals Service (28 USC § 566).

#### **316.7.1 MISSING OVER 30 DAYS OR WHEN CRIMINAL ACTIVITY SUSPECTED**

When a person reported missing has not been found within 30 days of the report or at any time when criminal activity is suspected, the handling detective shall contact the county coroner or medical examiner to determine if that office has any information concerning the missing person. If, after conferring with the coroner or medical examiner, the person is still determined to be missing, the handling officers shall:

- (a) File a missing person's report with MUPU.
- (b) Initiate the collection of biological samples from the known missing person and his/her family members for nuclear and mitochondrial DNA testing along with the necessary consent forms, if not previously obtained during the investigation.
- (c) Ask the missing person's family or next of kin to give written consent to request the person's dental records.
  - 1. Whenever possible, obtain diagnostic quality copies or original records of the missing person's dental records. As soon as possible, biological samples shall be submitted to the appropriate lab; dental records shall be submitted to MUPU (RCW 43.43.751; RCW 68.50.320).

In all missing person cases, the assigned detective should attempt contact with the reporting party no less than every 30 days in order to verify the status of the reported missing person. After 12 months, contact with the reporting party should be attempted yearly. All verifications should be reported to WSP via A Central Computerized Enforcement Service System (ACCESS).

#### **316.8 WHEN A MISSING PERSON IS FOUND**

When any person reported missing is found, the assigned investigator shall document the location of the missing person in the appropriate report, notify the relatives and/or reporting party,

# Kirkland Police Department

## Kirkland PD Policy Manual

### *Missing Persons*

---

as appropriate, and other involved agencies, and refer the case for additional investigation if warranted.

The Investigation's supervisor should ensure that, upon receipt of information that a missing person has been located, the following occurs:

- (a) Notification is made to MUPU.
- (b) A missing child's school is notified.
- (c) Entries are made in the applicable missing person networks.
- (d) When a person is at risk, the fact that the person has been found should be reported within 24 hours to MUPU.
- (e) Notification shall be made to any other law enforcement agency that took the initial report or participated in the investigation.

#### **316.8.1 UNIDENTIFIED PERSONS**

Members investigating a case of an unidentified person who is deceased or a living person who cannot assist in identifying themselves should:

- (a) Obtain a complete description of the person.
- (b) Enter the unidentified person's description into the NCIC Unidentified Person File and the NamUs database.
- (c) Use available resources, such as those related to missing persons, to identify the person.

#### **316.9 CASE CLOSURE**

The Investigation Unit Supervisor may authorize the closure of a missing person case after considering the following:

- (a) Closure is appropriate when the missing person is confirmed returned or evidence matches an unidentified person or body.
- (b) If the missing person is a resident of Kirkland or this department is the lead agency, the case should be kept under active investigation for as long as the person may still be alive. Exhaustion of leads in the investigation should not be a reason for closing a case.
- (c) If this department is not the lead agency, the case can be made inactive if all investigative leads have been exhausted, the lead agency has been notified and entries are made in the applicable missing person networks, as appropriate.
- (d) A missing person case should not be closed or reclassified because the person would have reached a certain age or adulthood or because the person is now the subject of a criminal or civil warrant.

# Kirkland Police Department

## Kirkland PD Policy Manual

### *Missing Persons*

---

#### **316.10 TRAINING**

Subject to available resources, the Investigations Sergeant should ensure that members of this department whose duties include missing person investigations and reports receive training that includes:

- (a) The initial investigation:
  - 1. Assessments and interviews
  - 2. Use of current resources, such as Mobile Audio Video (MAV)
  - 3. Confirming missing status and custody status of minors
  - 4. Evaluating the need for a heightened response
  - 5. Identifying the zone of safety based on chronological age and developmental stage
- (b) Briefing of department members at the scene.
- (c) Identifying NCIC Missing Person File categories (e.g., disability, endangered, involuntary, juvenile and catastrophe).
- (d) Verifying the accuracy of all descriptive information.
- (e) Initiating a neighborhood canvass.
- (f) Investigating any relevant recent family dynamics.
- (g) Addressing conflicting information.
- (h) Key investigative and coordination steps.
- (i) Managing a missing person case.
- (j) Additional resources and specialized services.
- (k) Update procedures for case information and descriptions.
- (l) Preserving scenes.
- (m) Internet and technology issues (e.g., Internet use, cell phone use).
- (n) Media relations.

## Public Alerts

### 317.1 PURPOSE AND SCOPE

The purpose of this policy is to provide guidelines for alerting the public to important information and soliciting public aid when appropriate.

### 317.2 POLICY

Public alerts may be employed using the Emergency Alert System (EAS), local radio, television and press organizations and other groups to notify the public of incidents, or enlist the aid of the public, when the exchange of information may enhance the safety of the community. Various types of alerts may be available based upon each situation and the alert system's individual criteria.

### 317.3 RESPONSIBILITIES

#### 317.3.1 MEMBER RESPONSIBILITIES

Members of the Kirkland Police Department should notify their supervisor or Investigation Unit Supervisor as soon as practicable upon learning of a situation where public notification, a warning or enlisting the help of the media and public could assist in locating a missing person, apprehending a dangerous person or gathering information.

#### 317.3.2 SUPERVISOR RESPONSIBILITIES

A supervisor apprised of the need for a public alert is responsible to make the appropriate notifications based upon the circumstances of each situation. The supervisor shall promptly notify the Chief of Police, the appropriate Deputy Chief and the Public Information Officer when any public alert is generated.

The supervisor in charge of the investigation to which the alert relates is responsible for the following:

- (a) Updating alerts
- (b) Canceling alerts
- (c) Ensuring all appropriate reports are completed
- (d) Preparing an after-action evaluation of the investigation to be forwarded to the Deputy Chief

#### 317.3.3 PUBLIC ALERT REPORTING OFFICER RESPONSIBILITIES

The Chief of Police should designate a public alert reporting officer, who is responsible for:

- (a) Remaining familiar with the protocols for activating, maintaining and cancelling all applicable public alerts.
- (b) Being the point of contact with the Washington AMBER Alert Advisory Committee.
- (c) Ensuring the Department has members who have completed the appropriate training.



# Kirkland Police Department

## Kirkland PD Policy Manual

### Public Alerts

---

#### **317.4 WASHINGTON STATEWIDE AMBER ALERT™ PLAN**

The AMBER Alert™ Plan is a voluntary partnership between law enforcement, state government agencies, broadcasters and other participants to rapidly disseminate information to enhance the public's ability to assist in recovering abducted children (RCW 13.60.010).

The Kirkland Police Department participates in this partnership and may initiate an AMBER Alert to disseminate information to the public when the criteria for an AMBER Alert are met.

##### **317.4.1 CRITERIA**

The following criteria must exist prior to requesting an AMBER Alert:

- (a) The child is under 18 years of age and is known to have been abducted. The child is not a runaway or an abandoned child.
- (b) The abducted child is believed to be in danger of death or serious bodily injury.
- (c) The AMBER Alert activation should occur within four hours of the qualifying event unless circumstances or the timeliness of the information warrant otherwise.
- (d) There must be enough descriptive information to believe that an AMBER Alert activation will assist in the recovery of the child, including:
  - 1. Where the abduction took place.
  - 2. A physical description of the child: height, weight, age, hair color and length, eye color, clothing worn when the child was last seen, and any distinguishing physical characteristics.
  - 3. A physical description of the abductor: height, weight, age, hair color and length, eye color, clothing worn when the suspect last seen, and any distinguishing physical characteristics.
  - 4. Place last seen.
  - 5. Description of the vehicle: color, make, model, license number, approximate year.
- (e) The incident must be reported to and investigated by a law enforcement agency.

##### **317.4.2 PROCEDURE**

- (a) After the Supervisor verifies the possible abduction details with the assigned Officer/ Investigator, they must notify an Operations Lieutenant or if unavailable, another Command Staff officer and obtain approval for the issuance of a statewide Amber Alert.
- (b) The Officer/Investigator must complete the AMBER Alert Data Entry Form, in addition to the required department reports(s).
- (c) The Officer/Investigator should include the following information on the form, if available:
  - 1. Victim name (include any nicknames)
  - 2. Victim age

# Kirkland Police Department

## Kirkland PD Policy Manual

### Public Alerts

---

3. Victim physical description (recent photo if possible)
  4. Victim clothing description
  5. Victim illnesses and/or medical concerns
  6. Last location seen (including date and time)
  7. Any suspect information (name, description, clothing, vehicle, direction of travel, etc.)
- (d) Upon receiving approval, the Officer/Investigator will fax, email or deliver the AMBER Alert form to NORCOM. NORCOM will become the primary 911 Center for receiving information regarding the AMBER incident. Phone contact will also be made with NORCOM to confirm receipt of the information and request for the Amber Alert. The supervisor will designate or assume the role of point of contact for the Amber Alert until relieved by the Investigations Sergeant or a member of the Command Staff.
- (e) NORCOM will broadcast the AMBER Alert information over the Public Safety Answering Point (PSAP) talk-group.
- (f) Norcom will notify the Washington State Patrol Communications Center for the activating agency area of jurisdiction and will provide them with the Amber Alert Data Entry Form received from the Kirkland Police Department. The Washington State Patrol will make the entry, updates and cancellations into the Law Enforcement Alerting Portal (L.E.A.P.).
- (g) Following the initial EAS Alert, broadcasters are asked to immediately interrupt normal programming with the details contained in the AMBER Alert. For additional information and updates, the media and the public will be directed to the (L.E.A.P).
- (h) Citizens with information about the case provided in the AMBER Alert will be instructed to contact 911. The local 911 centers will document calls and information on the standardized AMBER Alert Tip Sheet, and forward it to NORCOM. NORCOM will handle incoming information/tips as follows:
1. For a possible sighting or report within the law enforcement jurisdiction initiating the Alert, a supplement will be added to the incident and officers notified immediately.
  2. For a possible sighting or report within a NORCOM law enforcement jurisdiction, which is not the initiating agency of the Alert, an incident will be entered and officers dispatched to investigate. The original incident for the affected department will be supplemented, cross-referencing the incident numbers.
  3. For a possible sighting or report outside of a NORCOM law enforcement jurisdiction, the original incident for the affected City will be supplemented, and the caller will be transferred to the appropriate agency. The call receiver must announce the transfer and identify the call as a possible EMPA Alert lead.
- (i) Updates may be phoned, emailed and/or faxed by our agency to NORCOM as the information changes or becomes available since all updates will be entered into the L.E.A.P. by the WSP communications center. It is important that our designated

# Kirkland Police Department

## Kirkland PD Policy Manual

### *Public Alerts*

---

agency employee coordinate with our PIO, Investigating Officer, and Detectives assigned to the incident.

- (j) Our Agency will notify NORCOM, as soon as possible, if recovery is made or the alert is canceled. NORCOM will provide this information to the WSP Communications Center who will enter this information into the (L.E.A.P.) to ensure the media and KC Regional Law Enforcement receive notification expeditiously. In turn, WSP will issue a cancel via EAS, initiate a Statewide ACCESS message and notify DOT
- (k) The Media may cover any news of the abduction within its normal news guidelines, but will not compromise the alert plan with updates or information other than what they receive from our agency, via the official alert protocols.

#### 317.4.3 INITIAL NOTIFICATIONS

Upon initiation of an AMBER Alert, the supervisor shall:

- (a) Ensure prompt entry of information into the Washington Crime Information Center (WACIC) and National Crime Information Center (NCIC) databases.
- (b) Promptly notify the Chief of Police and the appropriate Deputy Chief of any AMBER Alert activation.
- (c) Ensure the preparation of an initial press release that includes all the information required by the Washington Statewide AMBER Alert Plan, and any other available information that might aid in locating the child, such as:
  - 1. A photograph.
  - 2. Detail regarding location of incident, direction of travel, potential destinations, etc., if known.
  - 3. Name and telephone number of the Public Information Officer or other authorized point of contact to handle media and law enforcement liaison.
  - 4. A telephone number and point of contact for the public to call with leads or information.
- (d) If a supervisor believes that the abducted child may be traveling out of WA State, a request can be made to NORCOM, to request through WSP, that the Alert be extended into the applicable states.

#### 317.4.4 POST-INCIDENT REPORTING

The Chief of Police shall be responsible for submitting the AMBER Alert Report to the Washington State Police Chiefs (WASPC) in a timely fashion. The Chief of Police or the authorized designee shall be responsible for representing the Department during the AMBER Alert Review Committee's after-action review of the alert.

#### **317.5 ENDANGERED MISSING PERSON ADVISORY**

The Endangered Missing Person Advisory is a voluntary partnership between law enforcement, other government agencies, and local broadcasters to rapidly disseminate information to law

# Kirkland Police Department

## Kirkland PD Policy Manual

### *Public Alerts*

---

enforcement agencies, the media, and the public about a missing and endangered person in circumstances that do not qualify for an AMBER Alert (RCW 13.60.050).

The Kirkland Police Department participates in this partnership and may initiate the required notifications whenever a person is reported missing from this jurisdiction and meets the criteria of an Endangered Missing Person.

An endangered missing person advisory may be termed a (RCW 13.60.010):

- (a) "Silver alert" when initiated to assist in the recovery of a missing endangered person age 60 or older.
- (b) "Missing Indigenous person alert" to assist in the recovery of a missing Indigenous person.

#### 317.5.1 CRITERIA

All of the following criteria must exist prior to initiating an Endangered Missing Person Advisory:

- (a) The person is missing under unexplained, involuntary, or suspicious circumstances.
- (b) The person has a developmental disability, is a vulnerable adult, or is believed to be in danger because of age, health, mental or physical disability, in combination with environmental or weather conditions, or is believed to be unable to return to safety without assistance. This also includes a person diagnosed as having Alzheimer's disease or other age-related dementia (RCW 13.60.010).
- (c) There is enough information that could assist the public in the safe recovery of the missing person (e.g., photo or description, clothing worn when last seen, vehicle, location last seen).
- (d) The incident has been reported to and investigated by a law enforcement agency.

#### 317.5.2 PROCEDURE

Should the supervisor determine that the incident meets the criteria of an Endangered Missing Person Advisory, the supervisor should:

- (a) After the Supervisor verifies the details with the assigned Officer/Investigator, they must notify an Operations Lieutenant or if unavailable, another Command Staff officer and obtain approval for the issuance of an (EMPA) Endangered Missing Persons Alert.
- (b) Ensure the Officer/Investigator completes the Endangered/Missing Person Alert (EMPA) Data Entry Form, in addition to the required department reports.
- (c) Upon receiving approval, the Officer/Investigator will fax, email or deliver the EMPA Data Entry Form to NORCOM.
- (d) NORCOM will become the primary 911 Center for receiving information regarding the EMPA incident. Phone contact will also be made with NORCOM to confirm receipt of the information and request for the Endangered Missing Persons Advisory.
- (e) The supervisor will designate or assume the role of point of contact for the EMPA.

# Kirkland Police Department

## Kirkland PD Policy Manual

### *Public Alerts*

---

- (f) Updates may be phoned, emailed and/or faxed by our agency to NORCOM as the information changes or becomes available since all updates will be entered into the L.E.A.P. by the WSP communications center.
- (g) It is important that our designated agency employee coordinate with our PIO, Investigating Officer, and Detectives assigned to the incident.
- (h) Direct Records Section personnel, during normal Records Section business hours, to enter the information into the WACIC and NCIC databases using the proper message key: Missing (MNP), Endangered (EME), or Involuntary (EMI). After hours, NORCOM will be directed to enter the missing person in WACIC/NCIC.
- (i) Confirm with NORCOM the activation of the advisory and ensure that it is prepared to handle a high volume of telephone calls.
- (j) Ensure that the handling officer attempts to obtain a photograph of the missing person and/or suspect as soon as possible.
- (k) Direct the Records Section to enter the photograph into WACIC and NCIC, then send an email to the WSP Missing Persons Unit (MPU) during normal Records Section business hours. After hours, NORCOM will be directed to complete this task.
- (l) Appoint a Public Information Officer to handle the media.
  - 1. The Public Information Officer should notify the media through appropriate channels regarding the Endangered Person Advisory. Upon request, the WSP MPU can provide electronic posters with details of the missing person.
  - 2. If the Endangered Missing Person is 21 years of age or younger, the National Center for Missing/Exploited Children (NCMEC) should be notified as soon as practicable.
- (m) The Records Section personnel, or NORCOM, should promptly cancel the advisory after an Endangered Missing Person is located by sending an administrative message through A Central Computerized Enforcement Service System (ACCESS), noting that the person has been found.

### **317.6 BLUE ALERTS**

The Blue Alert system is a voluntary cooperation between law enforcement, state government agencies and local broadcasters to enhance the public's ability to assist in locating and apprehending persons suspected of killing or seriously injuring a law enforcement officer (RCW 10.108.030).

The Kirkland Police Department participates in this partnership and may initiate a Blue Alert to disseminate information to the public when the criteria for a Blue Alert are met.

#### **317.6.1 CRITERIA**

All of the following criteria are required to exist prior to initiating a Blue Alert (RCW 10.108.030):

# Kirkland Police Department

## Kirkland PD Policy Manual

### *Public Alerts*

---

- (a) The suspect has not been apprehended.
- (b) The suspect poses a serious threat to the public.
- (c) Sufficient information is available to disseminate to the public to assist in locating and apprehending the suspect.
- (d) The release of the information will not compromise the investigation.
- (e) The release of the information will not improperly notify an officer's next of kin.

#### **317.6.2 PROCEDURE**

Should the supervisor determine that the incident meets the criteria of a Blue Alert, the supervisor should:

- (a) After the Supervisor verifies the details with the assigned Officer/Investigator, they must notify an Operations Lieutenant or if unavailable, another Command Staff officer and obtain approval for the issuance of a Blue Alert.
- (b) Direct Records Section personnel to prepare a Blue Alert administrative message through ACCESS. The words, "Blue Alert Advisory" should be included in the title of the message.
- (c) Contact WSP Communications to verify that the advisory was received and, if available, provide the suspect's vehicle information and request the Washington Department of Transportation (WSDOT) to activate variable message signs.
- (d) Ensure that descriptive information about the suspect, the suspect's whereabouts and the suspect's method of escape is disseminated.
- (e) Appoint a Public Information Officer to issue press releases and handle media inquiries.
  - 1. The Public Information Officer should be updated continually and be in constant contact with all media outlets to obtain maximum media exposure, provide updates and cancel the Blue Alert when appropriate.
- (f) Advise NORCOM of the Blue Alert and ensure that it is prepared to handle a high volume of telephone calls.
- (g) Ensure that a press release is issued cancelling the Blue Alert.

#### **317.7 OTHER RESOURCE CONSIDERATIONS**

The supervisor should consider the following resources, as appropriate:

- (a) Local allied law enforcement agency resources
- (b) FBI local office
- (c) The National Center for Missing and Exploited Children (NCMEC)
  - 1. Monitor the Cyber Tipline® link and post missing children alerts
- (d) The National Oceanic Atmospheric Administration (NOAA)

# Kirkland Police Department

## Kirkland PD Policy Manual

### *Public Alerts*

---

1. Will relay AMBER Alerts over Weather Radio

#### **317.8 HIT-AND-RUN ALERTS**

The Hit-and-Run Alert system is a program of cooperation among state, local, and tribal law enforcement agencies and WSDOT to enhance the ability to identify and recover a fleeing vehicle involved in a serious injury or fatality hit-and-run collision. (ESHB 1125)

##### 317.8.1 CRITERIA

All of the following criteria must exist prior to initiating a Hit-and-Run Alert:

- (a) A hit-and-run collision resulting in serious injury or death occurred (RCW 46.52.020).
- (b) Enough descriptive information is available to assist in locating the suspect vehicle, such as a full or partial license plate, a description of the vehicle and any possible damage to it, location, or direction of travel when last seen.
- (c) The incident has been reported and is being investigated by a law enforcement agency.

##### 317.8.2 PROCEDURE

Should the supervisor determine that the incident meets the criteria of a Hit-and-Run Alert, the supervisor should:

- (a) After the Supervisor verifies the details with the assigned Officer/Investigator, they must notify an Operations Lieutenant or if unavailable, another Command Staff officer and obtain approval for the issuance of a Hit-and-Run Alert..
- (b) Ensure the appropriate form is completed.
- (c) Email the form to the WSP Hit-and-Run Alert Activation Team at [HitAndRunAlert@wsp.wa.gov](mailto:HitAndRunAlert@wsp.wa.gov) and immediately call the Team at 360-870-0501 to discuss the activation.
- (d) Notify NORCOM of the advisory and ensure that it is prepared to handle a high volume of telephone calls.
- (e) Appoint a PIO to handle media inquiries.

The Records Section personnel should promptly cancel the alert when no longer needed by sending an email to the WSP Hit-and-Run Alert Activation Team.

## Victim Witness Assistance

### 318.1 PURPOSE AND SCOPE

The purpose of this policy is to ensure that crime victims and witnesses receive appropriate assistance, that they are provided with information from government and private resources, and that the agency meets all related legal mandates.

### 318.2 POLICY

The Kirkland Police Department is committed to providing guidance and assistance to the victims and witnesses of crime. The employees of the Kirkland Police Department will show compassion and understanding for victims and witnesses and will make reasonable efforts to provide the support and information identified in this policy.

### 318.3 CRIME VICTIMS

Officers should provide all victims with the applicable victim information handouts.

Officers should never guarantee a victim's safety from future harm but may make practical safety suggestions to victims who express fear of future harm or retaliation. Officers should never guarantee that a person qualifies as a victim for the purpose of compensation or restitution but may direct him/her to the proper written department material or available victim resources.

#### 318.3.1 RIGHT OF IMMEDIATE MEDICAL ASSISTANCE

Victims have the right to immediate medical assistance and should not be detained for an unreasonable length of time before having such assistance administered. The officer may accompany the victim to a medical facility to question the victim about the criminal incident if the questioning does not hinder the administration of medical assistance (RCW 7.69.030).

### 318.4 VICTIM INFORMATION

The Investigations Lieutenant, or their designee, shall ensure that victim information handouts are available and current. These should include as appropriate:

- (a) Shelters and other community resources for victims including domestic violence and sexual assault victims.
- (b) Assurance that sexual assault victims will not incur out-of-pocket expenses for forensic medical exams, and information about evidence collection, storage, and preservation in sexual assault cases (34 USC § 10449; 34 USC § 20109; RCW 70.125.110).
- (c) An advisement that a person who was arrested may be released on bond or some other form of release and that the victim should not rely upon an arrest as a guarantee of safety.
- (d) A clear explanation of relevant court orders and how they can be obtained.
- (e) Information regarding available compensation for qualifying victims of crime.
- (f) VINE® information (Victim Information and Notification Everyday), including the telephone number and whether this free service is available to allow victims to check



# Kirkland Police Department

## Kirkland PD Policy Manual

### *Victim Witness Assistance*

---

on an offender's custody status and to register for automatic notification when a person is released from jail.

- (g) Notice regarding U-Visa and T-Visa application processes.
- (h) Resources available for victims of identity theft.
- (i) A place for the officer's name, badge number, and any applicable case or incident number.
- (j) A written statement enumerating the rights of victims (RCW 7.69.030; RCW 7.69A.030; RCW 7.69B.020).
- (k) The name, address, and telephone number of the local victim/witness program, or contact information for the Washington Coalition of Crime Victim Advocates.
- (l) An advisement notifying victims of domestic violence of their right to personally initiate a criminal proceeding when an officer does not exercise arrest powers or initiate criminal proceedings by citation (RCW 10.99.030).
- (m) Information about the address confidentiality program (RCW 40.24.030).

#### **318.5 VICTIM ASSISTANCE FUNDS**

Victim assistance funds are intended for use by employees assigned to their respective units to aid in the timely assistance of victims.

Proper use and accountability of these funds is of the utmost importance. Misuse of funds will not be tolerated, and may be the cause for discipline and/or termination.

The Victim Assistance Fund will be funded only from eligible funds in the Police Donation Account.

##### **318.5.1 GUIDELINES**

The following sub-sections provide general guidelines for the authorized use of the Victim Assistance Fund. These guidelines are not meant to be inclusive, as situations may arise that will require a Supervisor to make a determination as to the reasonableness of expenditures.

##### **318.5.2 ACCOUNTABILITY OF FUNDS**

The Detective Sergeant will maintain revolving victim assistance funds in their respective unit safe, separate from their Investigative Funds.

A separate ledger will be maintained by the Detective Sergeant to account for the use and reimbursement of the victim assistance funds.

The Investigations Lieutenant, or other Command Officer, will conduct a quarterly audit of the Victim Assistance Fund. This audit shall be at the discretion and convenience of the administration. The Lieutenant, or other Command Officer, conducting the audit shall report his/her findings in writing to the Chief of Police. The Victim Assistance Fund will also be audited annually by a representative of the City of Kirkland Department of Finance and Administration.

# Kirkland Police Department

## Kirkland PD Policy Manual

### *Victim Witness Assistance*

---

#### 318.5.3 ISSUANCE AND REIMBURSEMENT OF FUNDS

The Detective Sergeant will request \$500 from the Administrative Supervisor, or their authorized back-up, to establish the Victim Assistance Fund. This will be comprised of \$100 in cash and \$400 in gift cards purchased with the Administrative Supervisor's, or their authorized back-up, P-card.

The Detective Sergeant will issue \$200 worth of \$20 cash cards and/or cash depending on usage to the safe located in the Field Office as a cash card/cash voucher. This safe is only accessible by supervisors within this department.

The rest of the Victim Assistance Funds will be kept by the Detective Sergeant in their safe for replenishment.

The cash card/ cash distribution will be issued a consecutive number as reflected in the Victim Assistance Funds ledger.

A detailed log sheet will be kept in the Field Office safe, requiring the date, case number, employee requesting, supervisor approving, and the amount used.

The Detective Sergeant will examine this log and remaining victim assistance funds at the beginning of each month to ensure proper use of these funds.

#### 318.5.4 REIMBURSEMENT OF VICTIM ASSISTANCE FUNDS

The cash cards / cash in the Field Office safe will be replenished as needed by the Detective Sergeant.

The Detective Sergeant will request reimbursement from the Administrative Supervisor, or their authorized back-up, of the \$500 as needed to keep the funds accessible.

The Detective Sergeant will retain the logs used in the Field Office safe for audit purposes according to state retention laws..

#### 318.5.5 AUTHORIZED USE OF FUNDS

##### Authorized Use of Victim Assistance Funds

Employees may use the Victim Assistance Fund to assist victims they encounter during their shift that need assistance with emergency food supplies, a meal, clothing, cab-fare, or other like needs. Any lodging needs should follow the protocols outlined in the Domestic Violence Policy.

If a receipt is possible, the employee should obtain this and include it with the log sheet. In all cases, the log sheet will be completed for each use of the funds, to include the date, case number, employee requesting, supervisor approving, and the amount used.

# Kirkland Police Department

## Kirkland PD Policy Manual

### *Victim Witness Assistance*

---

A supervisor must approve any use of the Victim Assistance Fund and sign the log sheet.

Expended funds shall be documented to the penny, without rounding off.

#### Non-Authorized Use of Victim Assistance Funds

Non-authorized use of the Victim Assistance Fund by employees is specifically prohibited and may result in disciplinary action. Under no circumstances are victim assistance funds to be used by employees for any personal expenses.

Victim assistance funds will not be used to purchase items that could be purchased through the normal City purchasing process or department petty cash.

Exigent circumstances may arise during the course of an investigation requiring purchases of such items, but supervisory approval is required.

#### **318.6 WITNESSES**

Officers should never guarantee a witness' safety from future harm or that his/her identity will always remain confidential. Officers may make practical safety suggestions to witnesses who express fear of future harm or retaliation.

Officers should investigate allegations of witness intimidation and take enforcement action when lawful and reasonable.

#### **318.7 WITNESS INFORMATION**

Any person who has been or expects to be summoned to testify for the prosecution in a criminal action, or who is subject to call or is likely to be called as a witness, has rights to specific information about the case (RCW 7.69.030).

The Investigations Lieutenant, or their designee, shall ensure that witness information handouts are available and current. These should include information regarding witness rights (RCW 7.69.030).

# Hate Crimes

## 319.1 PURPOSE AND SCOPE

This department recognizes and places a high priority on the rights of all individuals guaranteed under the Constitution and the laws of this state. When such rights are infringed upon by violence, threats or other harassment, this department will utilize all available resources to see that justice is served under the law. This policy has been developed to provide members of this department with guidelines for identifying and investigating incidents and crimes that may be motivated by hatred or other bias.

## 319.2 DEFINITIONS

Except where otherwise noted, the following definitions are provided per RCW 9A.04.110:

**Bodily injury, physical injury, or bodily harm** - Physical pain or injury, illness, or an impairment of physical condition.

**Gender expression or identity** - Having, or being perceived as having, a gender identity, self-image, appearance, behavior, or expression, whether or not that gender identity, self-image, appearance, behavior, or expression is different from that traditionally associated with the sex assigned to that person at birth (RCW 9A.36.080).

**Malice and maliciously** - To import an evil intent, wish, or design to vex, annoy, or injure another person. Malice may be inferred from an act done in willful disregard of the rights of another, or an act wrongfully done without just cause or excuse, or an act or omission of duty betraying a willful disregard of social duty.

**Reasonable person** - A reasonable person who is a member of the victim's race, color, religion, ancestry, national origin, gender, or sexual orientation, or who has the same gender expression or identity, or the same mental, physical, or sensory disability as the victim (RCW 9A.36.080).

**Sexual orientation** - Heterosexuality, homosexuality, or bisexuality (RCW 9A.36.080).

**Threat** - To communicate, directly or indirectly, the intent to cause bodily injury immediately or in the future to any other person or to cause physical damage immediately or in the future to the property of another person.

## 319.3 CRIMINAL STATUTES

### 319.3.1 HATE CRIME OFFENSES

A person is guilty of a hate crime offense if he/she maliciously and intentionally commits one of the following acts because of his/her perception of the victim's race, color, religion, ancestry, national origin, ethnicity, gender, sexual orientation, gender expression or identity, or mental, physical, or sensory disability (RCW 9A.36.080):

- (a) Causes physical injury to the victim or another person.

# Kirkland Police Department

## Kirkland PD Policy Manual

### *Hate Crimes*

---

- (b) Causes physical damage to or destruction of the property of the victim or another person.
- (c) Threatens a specific person or group of persons and places that person, or members of the specific group of persons, in reasonable fear of harm to person or property. The fear must be a fear that a reasonable person would have under the circumstances.

Prima facie acts of hate are described in RCW 9A.36.080(2).

#### **319.3.2 THREATS TO BOMB OR INJURE PROPERTY**

It is unlawful for any person to threaten to bomb or otherwise injure any public or private school building, any place of worship or public assembly, any governmental property, or any other building, common carrier, or structure, or any place used for human occupancy; or to communicate or repeat any information concerning such a threatened bombing or injury, knowing such information to be false and with intent to alarm the person or persons to whom the information is communicated or repeated (RCW 9.61.160).

#### **319.3.3 FEDERAL JURISDICTION**

The federal government has the power to investigate and prosecute bias-motivated violence by giving the U.S. Department of Justice jurisdiction over crimes of violence where the perpetrator has selected the victim because of the person's actual or perceived race, color, religion, national origin, gender, sexual orientation, gender identity or disability (18 USC § 245).

#### **319.4 CIVIL STATUTES**

In addition to the criminal penalty provided in RCW 9A.36.080 for committing a hate crime offense, the victim may bring a civil cause of action for the hate crime offense against the person who committed the offense. A person may be liable to the victim of the hate crime offense for actual damages, punitive damages of up to one hundred thousand dollars, and reasonable attorneys' fees and costs incurred in bringing the action (RCW 9A.36.083).

#### **319.5 PREVENTING AND PREPARING FOR LIKELY HATE CRIMES**

While it is recognized that not all crime can be prevented, this department is committed to taking a proactive approach to preventing and preparing for likely hate crimes by:

- (a) Making an effort to establish contact with persons and groups within the community who are likely targets of hate crimes. The Neighborhood Resource Officer is encouraged to cooperate with prevention and response networks that exist within the community.
- (b) Providing victim assistance and follow-up as outlined below, including community follow-up.
- (c) Educating community and civic groups about hate crime laws.

#### **319.6 PROCEDURE FOR INVESTIGATING HATE CRIMES**

Whenever any member of this department receives a report of a suspected hate crime or other activity that reasonably appears to involve a potential hate crime, the following should occur:

# Kirkland Police Department

## Kirkland PD Policy Manual

### *Hate Crimes*

---

- (a) Officer(s) will be promptly assigned to contact the victim, witness, or reporting party to investigate the matter further as circumstances may dictate.
- (b) A supervisor should be notified of the circumstances as soon as practical.
- (c) Once “in progress” aspects of any such situation have been stabilized (e.g., treatment of victims, apprehension of present suspects, etc.), the assigned officer(s) will take all reasonable steps to preserve available evidence that may tend to establish that a hate crime was involved.
- (d) The assigned officer(s) will interview available witnesses, victims and others to determine what circumstances, if any, indicate that the situation may involve a hate crime.
- (e) Depending on the situation, the assigned officer(s) or supervisor may request additional assistance from detectives or other resources to further the investigation.
- (f) The assigned officer(s) will include all available evidence indicating the likelihood of a hate crime in the relevant report(s). All related reports will be clearly marked as “Hate Crimes” and, absent prior approval of a supervisor, will be completed and submitted by the assigned officer(s) before the end of the shift.
- (g) The assigned officer(s) will provide the victim(s) of any suspected hate crime with a brochure on hate crimes. Such brochures will also be available to members of the general public upon request. The assigned officer(s) should also make reasonable efforts to assist the victim(s) by providing available information on local assistance programs and organizations.
- (h) The assigned officer(s) and supervisor should take reasonable steps to ensure that any such situation does not escalate further.

#### 319.6.1 INVESTIGATION UNIT RESPONSIBILITY

If a case is assigned to the Investigation Unit, the assigned detective will be responsible for following up on the reported hate crime as follows:

- (a) Coordinate further investigation with the County Prosecutor and other appropriate law enforcement agencies, as appropriate.
- (b) Maintain contact with the victim(s) and other involved individuals as needed.
- (c) Maintain statistical data on suspected hate crimes and tracking as indicated and report such data to the Washington Association of Sheriffs and Police Chiefs (WASPC) (RCW 36.28A.030).

#### 319.6.2 RECORDS UNIT RESPONSIBILITY

The Records Unit shall maintain statistical data on suspected hate crimes and tracking as indicated and report such data to the Washington Association of Sheriff's and Police Chiefs (WASPC) (RCW 36.28A.030).

## Standards of Conduct

### 320.1 PURPOSE AND SCOPE

This policy establishes standards of conduct that are consistent with the values and mission of the Kirkland Police Department and are expected of all department members. The standards contained in this policy are not intended to be an exhaustive list of requirements and prohibitions but they do identify many of the important matters concerning conduct. In addition to the provisions of this policy, members are subject to all other provisions contained in this manual, as well as any additional guidance on conduct that may be disseminated by this department or a member's supervisors.

### 320.2 POLICY

The continued employment or appointment of every member of the Kirkland Police Department shall be based on conduct that reasonably conforms to the guidelines set forth herein. Failure to meet the guidelines set forth in this policy, whether on- or off-duty, may be cause for disciplinary action.

An employee's off-duty conduct shall be governed by this policy to the extent that it is related to act(s) that may materially affect or arise from the employee's ability to perform official duties or to the extent that it may be indicative of unfitness for his/her position.

#### 320.2.1 PROGRESSIVE DISCIPLINE

The administration of discipline is generally expected to be progressive in nature, with relatively minor violations of rules resulting in minor disciplinary action for first offenders. Repetitive similar violations, or more serious violations, would generally result in progressively more serious forms of discipline being administered.

Nothing in this policy is intended to preclude the administration of more serious forms of discipline, including termination, for a first offense when warranted by the seriousness of the offense.

### 320.3 FORMS OF DISCIPLINE

According to the collective bargaining agreement, progressive discipline may include:

- (a) oral reprimands, which will be documented;
- (b) written reprimands;
- (c) disciplinary transfer;
- (d) suspension with or without pay;
- (e) demotion;
- (f) discharge.

#### 320.3.1 ORAL REPRIMANDS

If the employee misconduct is minor, consisting of only a minor procedural mistake or inappropriate judgment, employees, as a general rule, will be issued an oral reprimand which will become part

# Kirkland Police Department

## Kirkland PD Policy Manual

### *Standards of Conduct*

---

of the employee's personnel file. This is not to exceed three repetitions within a one year period for the same violation.

#### 320.3.2 WRITTEN REPRIMANDS

If the employee misconduct is serious, part of a continuing pattern of behavior involving repeated minor misconduct / mistakes, or there are more than three repetitions within a one year period for the same violation, employees as a general rule will be issued a written reprimand. Written reprimands will contain charges (what rules have been violated) and specifications (description of the conduct that constituted the rule violation). Reprimands will be part of an employee's personnel file.

#### 320.3.3 DISCIPLINARY TRANSFER, SUSPENSION WITH OR WITHOUT PAY, DEMOTIONS, DISCHARGE

##### Recommendations for Disciplinary Transfer:

If the employee misconduct is serious, or is part of a continuing pattern of behavior involving repeated serious misconduct, the employee may be recommended for a disciplinary transfer.

Recommendations for a disciplinary transfer will be implemented according to current Civil Service Rules and Regulations, Kirkland Municipal Code Chapter 3.54, and/or the collective bargaining agreements. Recommendations for disciplinary transfer will be part of an employee's personnel file.

##### Recommendations for Suspension with or without pay:

If the employee misconduct is very serious, or is part of a continuing pattern of behavior involving repeated serious misconduct, employees may be recommended for suspension with or without pay. Recommendations for suspension with or without pay will be implemented according to current Civil Service Rules and Regulations, Kirkland Municipal Code Chapter 3.54, and/or the collective bargaining agreements. Recommendations for suspension with or without pay will include charges and specifications for the particular offense. Suspensions with or without pay will become a part of an employee's personnel file.

##### Recommendations for Demotion:

If the employee misconduct is very serious, or is part of a continuing pattern of behavior involving repeated serious misconduct, employees may be recommended for demotion. Recommendations for demotion will be implemented according to current Civil Service Rules and Regulations, Kirkland Municipal Code Chapter 3.54, and/or the collective bargaining agreements. Recommendations for demotion will include charges and specifications for the particular offense. Demotions will become a part of an employee's personnel file.

##### Recommendation for Discharge:

If the employee misconduct is so serious that continued employment is no longer appropriate or is part of a continuing pattern of behavior involving repeated serious or very serious misconduct, employees as a general rule will be recommended for dismissal. Recommendations for dismissal



# Kirkland Police Department

## Kirkland PD Policy Manual

### *Standards of Conduct*

---

will contain charges and specifications for the particular offense. Dismissals will be implemented according to current Civil Service Rules and Regulations, Kirkland Municipal Code Chapter 3.54, and/or the collective bargaining agreements. Dismissals will be part of an employee's personnel file.

#### **320.4 DIRECTIVES AND ORDERS**

Members shall comply with lawful directives and orders from any department supervisor or person in a position of authority, absent a reasonable and bona fide justification.

##### **320.4.1 UNLAWFUL OR CONFLICTING ORDERS**

Supervisors shall not knowingly issue orders or directives that, if carried out, would result in a violation of any law or department policy. Supervisors should not issue orders that conflict with any previous order without making reasonable clarification that the new order is intended to countermand the earlier order.

No member is required to obey any order that appears to be in direct conflict with any federal law, state law or local ordinance. Following a known unlawful order is not a defense and does not relieve the member from criminal or civil prosecution or administrative discipline. If the legality of an order is in doubt, the affected member shall ask the issuing supervisor to clarify the order or shall confer with a higher authority. The responsibility for refusal to obey rests with the member, who shall subsequently be required to justify the refusal.

Unless it would jeopardize the safety of any individual, members who are presented with a lawful order that is in conflict with a previous lawful order, department policy or other directive shall respectfully inform the issuing supervisor of the conflict. The issuing supervisor is responsible for either resolving the conflict or clarifying that the lawful order is intended to countermand the previous lawful order or directive, in which case the member is obliged to comply. Members who are compelled to follow a conflicting lawful order after having given the issuing supervisor the opportunity to correct the conflict, will not be held accountable for disobedience of the lawful order or directive that was initially issued.

The person countermanding the original order shall notify, in writing, the person issuing the original order, indicating the action taken and the reason.

##### **320.4.2 SUPERVISOR RESPONSIBILITIES**

Supervisors and managers are required to follow all policies and procedures and may be subject to discipline for:

- (a) Failure to be reasonably aware of the performance of their subordinates or to provide appropriate guidance and control.
- (b) Failure to promptly and fully report any known misconduct of a member to his/her immediate supervisor or to document such misconduct appropriately or as required by policy.
- (c) Directing a subordinate to violate a policy or directive, acquiesce to such a violation, or are indifferent to any such violation by a subordinate.

# Kirkland Police Department

## Kirkland PD Policy Manual

### *Standards of Conduct*

---

- (d) The unequal or disparate exercise of authority on the part of a supervisor toward any member for malicious or other improper purpose.

#### **320.5 GENERAL STANDARDS**

Members shall conduct themselves, whether on- or off-duty, in accordance with the United States and Washington constitutions and all applicable laws, ordinances, and rules enacted or established pursuant to legal authority.

Members shall familiarize themselves with policies and procedures and are responsible for compliance with each. Members should seek clarification and guidance from supervisors in the event of any perceived ambiguity or uncertainty.

Discipline may be initiated for any good cause. It is not mandatory that a specific policy or rule violation be cited to sustain discipline. This policy is not intended to cover every possible type of misconduct.

#### **320.6 CAUSES FOR DISCIPLINE**

The following are illustrative of causes for disciplinary action. This list is not intended to cover every possible type of misconduct and does not preclude the recommendation of disciplinary action for violation of other rules, standards, ethics and specific action or inaction that is detrimental to efficient department service.

##### **320.6.1 LAWS, RULES AND ORDERS**

- (a) Violation of, or ordering or instructing a subordinate to violate any policy, procedure, rule, order, directive, requirement or failure to follow instructions contained in department or City manuals.
- (b) Disobedience of any legal directive or order issued by any department member of a higher rank.
- (c) Violation of federal, state, local or administrative laws, rules or regulations.

##### **320.6.2 ETHICS**

- (a) Using or disclosing one's status as a member of the Kirkland Police Department in any way that could reasonably be perceived as an attempt to gain influence or authority for nondepartment business or activity.
- (b) The wrongful or unlawful exercise of authority on the part of any member for malicious purpose, personal gain, willful deceit or any other improper purpose.
- (c) The receipt or acceptance of a reward, fee or gift from any person for service incident to the performance of the member's duties (lawful subpoena fees and authorized work permits excepted).
- (d) Acceptance of fees, gifts or money contrary to the rules of this department and/or laws of the state.
- (e) Offer or acceptance of a bribe or gratuity.
- (f) Misappropriation or misuse of public funds, property, personnel or services.

# Kirkland Police Department

## Kirkland PD Policy Manual

### *Standards of Conduct*

---

- (g) Failure to comply with the oath of office and agency policies, including the duty to be truthful and honest in the conduct of official business.
- (h) Any other failure to abide by the standards of ethical conduct.

#### 320.6.3 DISCRIMINATION, OPPRESSION, OR FAVORITISM

Unless required by law or policy, discriminating against, oppressing, or providing favoritism to any person because of actual or perceived characteristics such as race, ethnicity, national origin, religion, sex, sexual orientation, gender identity or expression, age, disability, economic status, cultural group, veteran status, marital status, and any other classification or status protected by law, or intentionally denying or impeding another in the exercise or enjoyment of any right, privilege, power, or immunity, knowing the conduct is unlawful.

#### 320.6.4 RELATIONSHIPS

- (a) Unwelcome solicitation of a personal or sexual relationship while on duty or through the use of one's official capacity.
- (b) Engaging in on duty sexual activity including, but not limited to, sexual intercourse, excessive displays of public affection or other sexual contact.
- (c) Establishing or maintaining an inappropriate personal or financial relationship, as a result of an investigation, with a known victim, witness, suspect or defendant while a case is being investigated or prosecuted, or as a direct result of any official contact.
- (d) Associating with or joining a criminal gang, organized crime and/or criminal syndicate when the member knows or reasonably should know of the criminal nature of the organization. This includes any organization involved in a definable criminal activity or enterprise, except as specifically directed and authorized by this department.
- (e) Associating on a personal, rather than official basis with persons who demonstrate recurring involvement in serious violations of state or federal laws after the member knows, or reasonably should know of such criminal activities, except where such person is a member of an employee's immediate family (as defined by the collective bargaining agreement), or as specifically directed and authorized by this department.

#### 320.6.5 ATTENDANCE

- (a) Leaving the job to which the member is assigned during duty hours without reasonable excuse and proper permission and approval.
- (b) Unexcused or unauthorized absence or tardiness.
- (c) Excessive absenteeism or abuse of leave privileges.
- (d) Failure to report to work or to the place of assignment at the time specified and fully prepared to perform duties without reasonable excuse.

#### 320.6.6 UNAUTHORIZED ACCESS, DISCLOSURE OR USE

- (a) Unauthorized and inappropriate intentional release of confidential or protected information, materials, data, forms or reports obtained as a result of the member's position with this department.

# Kirkland Police Department

## Kirkland PD Policy Manual

### *Standards of Conduct*

---

- (b) Disclosing to any unauthorized person any active investigation information.
- (c) The use of any information, photograph, video or other recording obtained or accessed as a result of employment or appointment to this department for personal or financial gain or without the express authorization of the Chief of Police or the authorized designee.
- (d) Loaning, selling, allowing unauthorized use, giving away or appropriating any Kirkland Police Department badge, uniform, identification card or department property for personal use, personal gain or any other improper or unauthorized use or purpose.
- (e) Using department resources in association with any portion of an independent civil action. These resources include, but are not limited to, personnel, vehicles, equipment and nonsubpoenaed records.

#### 320.6.7 EFFICIENCY

- (a) Neglect of duty.
- (b) Unsatisfactory work performance including but not limited to failure, incompetence, inefficiency, or delay in performing and/or carrying out proper orders, work assignments, or the instructions of supervisors without a reasonable and bona fide excuse.
- (c) Concealing, attempting to conceal, removing, or destroying defective or incompetent work.
- (d) Unauthorized sleeping during on-duty time or assignments.
- (e) Failure to notify the Department within 24 hours of any change in residence address or contact numbers.
- (f) Failure to notify the Department of Human Resources of changes in relevant personal information (e.g., information associated with benefits determination) in a timely fashion.

#### 320.6.8 PERFORMANCE

- (a) Any failure or refusal of an employee to properly perform the function and duties of an assigned position.
- (b) Failure to disclose or misrepresenting material facts, or making any false or misleading statement on any application, examination form, or other official document, report or form, or during the course of any work-related investigation.
- (c) The falsification of any work-related records, making misleading entries or statements with the intent to deceive or the willful and unauthorized removal, alteration, destruction and/or mutilation of any department record, public record, book, paper or document.
- (d) Failure to participate in, or giving false or misleading statements, or misrepresenting or omitting material information to a supervisor or other person in a position of authority, in connection with any investigation or in the reporting of any department-related business.

# Kirkland Police Department

## Kirkland PD Policy Manual

### *Standards of Conduct*

---

- (e) Being untruthful or knowingly making false, misleading or malicious statements that are reasonably calculated to harm the reputation, authority or official standing of this department or its members.
- (f) Disparaging remarks or conduct concerning duly constituted authority to the extent that such conduct disrupts the efficiency of this department or subverts the good order, efficiency and discipline of this department or that would tend to discredit any of its members.
- (g) Unlawful gambling or unlawful betting at any time or any place. Legal gambling or betting under any of the following conditions:
  - (a) While on department premises.
  - (b) At any work site, while on-duty or while in uniform, or while using any department equipment or system.
  - (c) Gambling activity undertaken as part of an officer's official duties and with the express knowledge and permission of a direct supervisor is exempt from this prohibition.
- (h) Improper political activity including:
  - (a) Unauthorized attendance while on-duty at official legislative or political sessions.
  - (b) Solicitations, speeches or distribution of campaign literature for or against any political candidate or position while on-duty or on department property except as expressly authorized by City policy, the collective bargaining agreement, or the Chief of Police. This clause does not pertain to official Guild meetings.
- (i) Engaging in political activities during assigned working hours except as expressly authorized by City policy, the collective bargaining agreement, or the Chief of Police.
- (j) Any act on- or off-duty that brings discredit to this department.

#### 320.6.9 CONDUCT

- (a) Failure of any member to promptly and fully report activities on his/her part or the part of any other member where such activities resulted in contact with any other law enforcement agency or that may result in criminal prosecution or discipline under this policy.
  - (a) This includes any violations of departmental policies, neglect of duty and/or illegal conduct by any member of this department.
- (b) Failure to report to a supervisor either witnessing, or having a good faith reasonable belief, that another officer committed wrongdoing.
  - (a) "Wrongdoing" means conduct that is contrary to law or contrary to the Department's policies, provided that the conduct is not de minimis or technical in nature. (RCW 10.93.190s)
- (c) Unreasonable or unwarranted force to a person encountered or a person under arrest.
- (d) Exceeding lawful peace officer powers by unreasonable, unlawful or excessive conduct.

# Kirkland Police Department

## Kirkland PD Policy Manual

### *Standards of Conduct*

---

- (e) Unauthorized or unlawful fighting, threatening or attempting to inflict unlawful bodily harm on another.
- (f) Engaging in horseplay that reasonably could result in injury or property damage.
- (g) Discourteous, disrespectful or discriminatory treatment of any member of the public or any member of this department or the City.
- (h) Use of obscene, indecent, profane or derogatory language while on-duty or in uniform.
- (i) Criminal, dishonest, or disgraceful conduct, whether on- or off-duty, that adversely affects the member's relationship with this department.
- (j) Unauthorized possession of, loss of, or damage to department property or the property of others, or endangering it through carelessness or maliciousness.
- (k) Attempted or actual theft of department property; misappropriation or misuse of public funds, property, personnel or the services or property of others; unauthorized removal or possession of department property or the property of another person.
- (l) Activity that is incompatible with a member's conditions of employment or appointment as established by law or that violates a provision of any collective bargaining agreement to include fraud in securing the appointment or hire.
- (m) Initiating any civil action for recovery of any damages or injuries incurred in the course and scope of employment or appointment without first notifying the Chief of Police of such action in a timely manner.
- (n) Seeking restraining orders against individuals encountered in the line of duty without notifying the Chief of Police of such action in a timely manner.
- (o) Any other on- or off-duty conduct that any member knows or reasonably should know is unbecoming a member of this department, is contrary to good order, efficiency or morale, or tends to reflect unfavorably upon this department or its members.

#### 320.6.10 SAFETY

- (a) Failure to observe or violating department safety standards or safe working practices.
- (b) Failure to observe rules, signs, and written or oral safety instructions while on-duty and/or within department facilities or to use required protective clothing or equipment.
- (c) Failure to maintain current licenses or certifications required for the assignment or position (e.g., driver license, first aid).
- (d) Failure to maintain good physical condition sufficient to adequately and safely perform law enforcement duties.
- (e) Unsafe firearm or other dangerous weapon handling to include loading or unloading firearms in an unsafe manner, either on- or off-duty.
- (f) Carrying, while on-duty, any firearm or other lethal weapon that is not authorized by the member's appointing authority.
- (g) Concealing or knowingly failing to report any on-the-job or work-related accident or injury as soon as practicable but within 24 hours.

# Kirkland Police Department

## Kirkland PD Policy Manual

### *Standards of Conduct*

---

#### 320.6.11 INTOXICANTS

- (a) Reporting for work or being at work while intoxicated or when the member's ability to perform assigned duties is impaired due to the use of alcohol, medication or drugs, whether legal, prescribed or illegal.
- (b) Possession or use of alcohol at any work site or while on-duty, except as authorized in the performance of an official assignment. A member who is authorized to consume alcohol is not permitted to do so to such a degree that it may impair on-duty performance.
- (c) Unauthorized possession, use of, or attempting to bring a controlled substance, illegal drug or non-prescribed medication to any work site.

#### 320.6.12 VEHICLE OPERATION

- (a) Members shall operate official vehicles in a careful and prudent manner and shall obey all laws and departmental policies pertaining to such operation.
- (b) Members will report loss, suspension or revocation of any driving privileges to their supervisor immediately upon notification of such.

# Information Technology Use

## 321.1 PURPOSE AND SCOPE

The purpose of this policy is to provide guidelines for the proper use of department information technology resources, including computers, electronic devices, hardware, software and systems.

### 321.1.1 DEFINITIONS

Definitions related to this policy include:

**Computer system** - All computers (on-site and portable), electronic devices, hardware, software, and resources owned, leased, rented or licensed by the Kirkland Police Department that are provided for official use by its members. This includes all access to, and use of, Internet Service Providers (ISP) or other service providers provided by or through the Department or department funding.

**Hardware** - Includes, but is not limited to, computers, computer terminals, network equipment, electronic devices, telephones, including cellular and satellite, pagers, modems or any other tangible computer device generally understood to comprise hardware.

**Software** - Includes, but is not limited to, all computer programs, systems and applications, including shareware. This does not include files created by the individual user.

**Temporary file, permanent file or file** - Any electronic document, information or data residing or located, in whole or in part, on the system including, but not limited to, spreadsheets, calendar entries, appointments, tasks, notes, letters, reports, messages, photographs or videos.

## 321.2 POLICY

It is the policy of the Kirkland Police Department that members shall use information technology resources, including computers, software and systems, that are issued or maintained by the Department in a professional manner and in accordance with this policy.

## 321.3 PRIVACY EXPECTATION

Members forfeit any expectation of privacy with regard to emails, texts or anything published, shared, transmitted or maintained through file-sharing software or any Internet site that is accessed, transmitted, received or reviewed on any department computer system.

The Department reserves the right to access, audit and disclose, for whatever reason, any message, including attachments, and any information accessed, transmitted, received or reviewed over any technology that is issued or maintained by the Department, including the department email system, computer network and/or any information placed into storage on any department system or device. This includes records of all Web-browsing history made at any department computer or over any department network. The fact that access to a database, service or website requires a username or password will not create an expectation of privacy if it is accessed through department computers, electronic devices or networks.



# Kirkland Police Department

## Kirkland PD Policy Manual

### *Information Technology Use*

---

Employees may not be asked or required to disclose logon information for their personal social networking accounts or to provide access to their personal social networking accounts unless otherwise allowed under RCW 49.44.200 (RCW 49.44.200).

#### **321.4 RESTRICTED USE**

Members shall not access computers, devices, software or systems for which they have not received prior authorization or the required training. Members shall immediately report unauthorized access or use of computers, devices, software or systems by another member to their supervisors.

Members shall not use another person's access passwords, logon information and other individual security data, protocols and procedures unless directed to do so by a supervisor.

##### **321.4.1 SOFTWARE**

Members shall not copy or duplicate any copyrighted or licensed software except for a single copy for backup purposes in accordance with the software company's copyright and license agreement.

To reduce the risk of a computer virus or malicious software, members shall not install any unlicensed or unauthorized software on any department computer. Members shall not install personal copies of any software onto any department computer. The City of Kirkland Information Systems (IT) Technology Department will ensure that each fixed or mobile workstation has an up-to-date copy of agency-approved security software installed while the equipment is in use.

When related to criminal investigations, software program files may be downloaded only with the approval of IT staff and with the authorization of the Chief of Police or the authorized designee.

No member shall knowingly make, acquire or use unauthorized copies of computer software that is not licensed to the Department while on department premises, computer systems or electronic devices. Such unauthorized use of software exposes the Department and involved members to severe civil and criminal penalties.

Introduction of software by members should only occur as part of the automated maintenance or update process of department- or City-approved or installed programs by the original manufacturer, producer or developer of the software.

Any other introduction of software requires prior authorization from IT staff and a full scan for malicious attachments.

##### **321.4.2 HARDWARE**

Access to technology resources provided by or through the Department shall be strictly limited to department-related activities. Data stored on or available through department computer systems shall only be accessed by authorized members who are engaged in an active investigation or assisting in an active investigation or who otherwise have a legitimate law enforcement or department-related purpose to access such data. Any exceptions to this policy must be approved by a supervisor.

# Kirkland Police Department

## Kirkland PD Policy Manual

### *Information Technology Use*

---

#### **321.4.3 INTERNET USE**

Internet access provided by or through the Department shall be strictly limited to department-related activities. Internet sites containing information that is not appropriate or applicable to department use and which shall not be intentionally accessed include, but are not limited to, adult forums, pornography, gambling, chat rooms and similar or related Internet sites. Certain exceptions may be permitted with the express approval of a supervisor as a function of a member's assignment.

Downloaded information shall be limited to messages, mail and data files.

#### **321.4.4 OFF-DUTY USE**

Members shall only use technology resources provided by the Department while on-duty or in conjunction with specific on-call assignments unless specifically authorized by a supervisor.

Refer to the Personal Communication Devices Policy for guidelines regarding off-duty use of personally owned technology.

#### **321.5 PROTECTION OF AGENCY SYSTEMS AND FILES**

All members have a duty to protect the computer system and related systems and devices from physical and environmental damage and are responsible for the correct use, operation, care and maintenance of the computer system.

Members shall ensure department computers and access terminals are not viewable by persons who are not authorized users. Computers and terminals should be secured, users logged off and password protections enabled whenever the user is not present. Access passwords, logon information and other individual security data, protocols and procedures are confidential information and are not to be shared. Password length, format, structure and content shall meet the prescribed standards required by the computer system or as directed by a supervisor and shall be changed at intervals as directed by IT staff or a supervisor.

It is prohibited for a member to allow an unauthorized user to access the computer system at any time or for any reason. Members shall promptly report any unauthorized access to the computer system or suspected intrusion from outside sources (including the Internet) to a supervisor.

#### **321.6 INSPECTION OR REVIEW**

A supervisor or the authorized designee has the express authority to inspect or review the computer system, all temporary or permanent files, related electronic systems or devices, and any contents thereof, whether such inspection or review is in the ordinary course of his/her supervisory duties or based on cause.

Reasons for inspection or review may include, but are not limited to, computer system malfunctions, problems or general computer system failure, a lawsuit against the Department involving one of its members or a member's duties, an alleged or suspected violation of any department policy, a request for disclosure of data, or a need to perform or provide a service.

# Kirkland Police Department

## Kirkland PD Policy Manual

### *Information Technology Use*

---

The IT staff may extract, download or otherwise obtain any and all temporary or permanent files residing or located in or on the department computer system when requested by a supervisor or during the course of regular duties that require such information.

## Report Preparation

### 322.1 PURPOSE AND SCOPE

Report preparation is a major part of each officer's job. The purpose of reports is to document sufficient information to refresh the officer's memory and to provide sufficient information for follow-up investigation and successful prosecution. Report writing is the subject of substantial formalized training and on-the-job training.

#### 322.1.1 REPORT PREPARATION

Employees should ensure that reports are sufficiently detailed for their purpose and free from errors prior to submission. It is the responsibility of the assigned employee to complete and submit all reports taken during the shift before going off-duty unless permission to hold the report has been approved by a supervisor. Generally, reports requiring prompt follow-up action on active leads, or arrest reports where the suspect remains in custody should not be held.

Handwritten reports must be prepared legibly. If the report is not legible, the submitting employee will be required by the reviewing supervisor to promptly make corrections and resubmit the report. Employees who dictate reports shall use appropriate grammar, as content is not the responsibility of the typist. Employees who generate reports on computers are subject to all requirements of this policy.

All reports shall accurately reflect the identity of the persons involved, all pertinent information seen, heard or assimilated by any other sense, and any actions taken. Employees shall not suppress, conceal or distort the facts of any reported incident, nor shall any employee make a false report orally or in writing. Generally, the reporting employee's opinions should not be included in reports unless specifically identified as such.

### 322.2 REQUIRED REPORTING

Written reports are required in all of the following situations on the appropriate department approved form unless otherwise approved by a supervisor.

#### 322.2.1 CRIMINAL ACTIVITY

When a member responds to a call for service, or as a result of self-initiated activity becomes aware of any activity where a crime has occurred, the member shall document the incident regardless of whether a victim desires prosecution.

Activity to be documented in a written report includes:

- (a) All arrests
- (b) All felony crimes
- (c) Non-felony incidents involving threats or stalking behavior
- (d) Situations covered by separate policy. These include:
  1. Use of Force Policy

# Kirkland Police Department

## Kirkland PD Policy Manual

### *Report Preparation*

---

2. Domestic Violence Policy
  3. Child Abuse Policy
  4. Adult Abuse Policy
  5. Hate Crimes Policy
  6. Suspicious Activity Reports Policy
- (e) All misdemeanor crimes where the victim desires a report

#### 322.2.2 NON-CRIMINAL ACTIVITY

Incidents that require documentation on the appropriate approved report include:

- (a) Any use of force or show of force against any person by a member of this department (see the Use of Force Policy).
- (b) Any firearm discharge (see the Firearms and Qualification Policy).
- (c) Any time a person is reported missing, regardless of jurisdiction (see the Missing Persons Reporting Policy).
- (d) Any found property or found evidence.
- (e) Any traffic collisions above the minimum reporting level (see Traffic Collision Reporting Policy).
- (f) Suspicious incidents that may indicate a potential for crimes against children or that a child's safety is in jeopardy.
- (g) All protective custody detentions.
- (h) Suspicious incidents that may place the public or others at risk.
- (i) Whenever the employee believes the circumstances should be documented or at the direction of a supervisor.

#### 322.2.3 DEATH CASES

Death investigations require specific investigation methods depending on circumstances and should be handled in accordance with the Death Investigation Policy. An officer handling a death investigation should notify and apprise a supervisor of the circumstances surrounding the incident and a determination will be made on how to proceed. The following cases shall be appropriately investigated and documented using the approved report:

- (a) Sudden or accidental deaths.
- (b) Suicides
- (c) Homicide or suspected homicide.
- (d) Unattended deaths (No physician in attendance within 36 hours preceding death).
- (e) Found dead bodies or body parts.

# Kirkland Police Department

## Kirkland PD Policy Manual

### *Report Preparation*

---

#### 322.2.4 INJURY OR DAMAGE BY CITY PERSONNEL

Reports shall be taken if an injury occurs that is a result of an act of a City employee. Additionally, reports shall be taken involving damage to City property or City equipment.

#### 322.2.5 MISCELLANEOUS INJURIES

Any injury that is reported to this department shall require a report when:

- (a) The injury is a result of drug overdose.
- (b) Attempted suicide.
- (c) The injury is major/serious, whereas death could result.
- (d) The circumstances surrounding the incident are suspicious in nature and it is desirable to record the event.
- (e) The injury occurred on City owned property.

The above reporting requirements are not intended to be all-inclusive. A supervisor may direct an employee to document any incident he/she deems necessary.

#### **322.3 GENERAL POLICY OF EXPEDITIOUS REPORTING**

In general, all officers and supervisors shall act with promptness and efficiency in the preparation and processing of all reports. An incomplete report, unorganized reports or reports delayed without supervisory approval are not acceptable.

#### **Case Reports**

All case reports shall be completed and submitted before the end of the officer's shift. These reports will be submitted for supervisory review to their immediate supervisor. The officer shall not be relieved of duty until the supervisor has completed their review of the officer's report and approved it.

Exceptions can be made by the officer's supervisor, however, all reports must be completed before the end of the officer's work week. If an exception is made, then it is the supervisor's responsibility to look at the circumstances of the case and direct the officer to:

- (a) Submit the minimum necessary paperwork.
- (b) Submit any evidence needed for the case.
- (c) Submit any other immediately necessary items involved with the case.
- (d) Complete the case report at the very next work shift.

In all cases that involve an arrest, the case report will be completed prior to the officer being relieved of duty.

#### **Traffic Reports**

The expectations for case reports shall apply to Traffic Collision Reports, citations, and infractions.

# Kirkland Police Department

## Kirkland PD Policy Manual

### *Report Preparation*

---

#### **Further Investigation**

Incomplete reports or reports needing further investigation will be submitted with the notation that follow up investigation is needed.

#### **322.3.1 GENERAL POLICY OF HANDWRITTEN REPORTS**

Some incidents and report forms lend themselves to block print rather than typing. In general, the narrative portion of those reports where an arrest is made or when there is a long narrative should be typed.

Supervisors may require, with the foregoing general policy in mind, block printing or typing of reports of any nature for departmental consistency.

#### **322.3.2 GENERAL USE OF OTHER HANDWRITTEN FORMS**

County, state and federal agency forms may be block printed as appropriate. In general, the form itself may make the requirement for typing apparent.

#### **322.4 REPORT CORRECTIONS**

Supervisors shall review reports for content and accuracy. If a correction is necessary, the reviewing supervisor will kick the report back to the officer stating the reason for the kick back. It shall be the responsibility of the originating officer to ensure that any report returned for correction is processed in a timely manner.

#### **322.5 REPORT CHANGES OR ALTERATIONS**

Reports that have been approved by a supervisor and submitted to the Records Section for filing and distribution shall not be modified or altered except by way of a supplemental report. Reviewed reports that have not yet been submitted to the Records Section may be corrected or modified by the authoring officer only with the knowledge and authorization of the reviewing supervisor.

## Media Relations

### 323.1 PURPOSE AND SCOPE

This policy provides guidelines for media releases and media access to scenes of disasters, criminal investigations, emergencies and other law enforcement activities.

#### 323.1.1 FUNCTION

The media can have a major impact on the public image of the department. Additionally, the media can be a valuable resource in alerting citizens to crime problems and suspect identification and/or apprehension. For these reasons, positive media relations are important to the department.

The public information function of the department is shared between the Public Information Cadre (PIC) and the supervisory and management staff. It will be the responsibility of the Cadre to prepare press releases on the occurrence of incidents outlined in this policy, monitor and post to social media websites, distribute information to internal and external groups and respond to media inquiries on a daily basis. The Kirkland Police Department will strive to maintain a good working relationship with members of the media within the guidelines set forth in this policy.

### 323.2 RESPONSIBILITIES

The ultimate authority and responsibility for the release of information to the media shall remain with the Chief of Police, however, in situations not warranting immediate notice to the Chief of Police and in situations where the Chief of Police has given prior approval, Deputy Chiefs, Lieutenants, and designated Public Information Officer(s) may prepare and release information to the media in accordance with this policy and the applicable law.

#### 323.2.1 MEDIA REQUEST

Any media request for information or access to a law enforcement situation shall be referred to the designated department media representative, or if unavailable, to the first available supervisor. Prior to releasing any information to the media, employees shall consider the following:

- (a) At no time shall any employee of this department make any comment or release any official information to the media without prior approval from a supervisor or the designated department media representative.
- (b) In situations involving multiple law enforcement agencies, every reasonable effort should be made to coordinate media releases with the authorized representative of each involved agency prior to the release of any information by this department.
- (c) Under no circumstance should any member of this department make any comment(s) to the media regarding any law enforcement incident not involving this department without prior approval of the Chief of Police.



# Kirkland Police Department

## Kirkland PD Policy Manual

### *Media Relations*

---

#### **323.3 MEDIA ACCESS**

Authorized members of the media shall be provided access to scenes of disasters, criminal investigations, emergencies and other law enforcement activities subject to the following conditions:

- (a) The media representative shall produce valid press credentials that shall be prominently displayed at all times while in areas otherwise closed to the public.
- (b) Media representatives may be prevented from interfering with emergency operations and criminal investigations.
  - 1. Reasonable effort should be made to provide a safe staging area for the media that is near the incident and that will not interfere with emergency or criminal investigation operations. All information released to the media should be coordinated through the department Public Information Officer or other designated spokesperson.
  - 2. Whenever the presence of media or other aircraft pose a threat to public or officer safety or significantly hampers incident operations, the field supervisor should consider requesting a Temporary Flight Restriction (TFR). All requests for a TFR should be routed through the supervisor. The TFR request should include specific information regarding the perimeter and altitude necessary for the incident and should be requested through the appropriate control tower. If the control tower is not known, the Federal Aviation Administration should be contacted (14 CFR 91.137).
- (c) No member of this Department who is under investigation shall be subjected to media visits or interviews without the consent of the involved employee.
- (d) Media interviews with individuals who are in custody shall not be permitted without the approval of the Chief of Police and the express consent of the person in custody.

A tactical operation should be handled in the same manner as a crime scene, except the news media should not be permitted within the outer perimeter of the scene, and is subject to any restrictions as determined by the supervisor in charge. Department members shall not jeopardize a tactical operation in order to accommodate the news media. All comments to the media shall be coordinated through a supervisor or the Public Information Officer.

##### **323.3.1 PROVIDING ADVANCE INFORMATION**

To protect the safety and rights of officers and other persons, advance information about planned actions by law enforcement personnel, such as movement of persons in custody or the execution of an arrest or search warrant, should not be disclosed to the news media, nor should media representatives be invited to be present at such actions except with the prior approval of the Chief of Police.

Any exceptions to the above should only be considered for the furtherance of legitimate law enforcement purposes. Prior to approving any exception the Chief of Police will consider, at

# Kirkland Police Department

## Kirkland PD Policy Manual

### *Media Relations*

---

minimum, whether the release of information or presence of the media would unreasonably endanger any individual, prejudice the rights of any person or is otherwise prohibited by law.

#### **323.4 SCOPE OF INFORMATION SUBJECT TO RELEASE**

The Department will maintain a daily information log of significant law enforcement activities that shall be made available, upon request, to media representatives through the Records Unit. When requested, additional information may be made available (RCW 42.56.070(1)). This log will generally contain the following information:

- (a) The date, time, location, case number, type of crime, extent of injury or loss and names of individuals (except confidential informants) involved in crimes occurring within this jurisdiction unless the release of such information would endanger the safety of any individual or jeopardize the successful completion of any ongoing investigation.
- (b) The date, time, location, case number, name, birth date and charges for each person arrested by this department unless the release of such information would endanger the safety of any individual or jeopardize the successful completion of any ongoing investigation.
- (c) The time and location of other significant law enforcement activities or requests for service with a brief summary of the incident subject to the restrictions of this policy and applicable law.

Identifying information concerning deceased individuals shall not be released to the media until notification of next of kin or otherwise cleared through the Coroner's Office.

Any requests for copies of related reports or additional information not contained in this log shall be referred to the designated department media representative, the Public Records Officer, or if unavailable, to the appropriate unit supervisor. Such requests will generally be processed in accordance with the provisions of the Public Records Act (RCW Chapter 42.56.001 et seq.).

#### **323.4.1 RESTRICTED INFORMATION**

It shall be the responsibility of the authorized employee dealing with media requests to ensure that restricted information is not inappropriately released to the media by this department (see the Records Maintenance and Release and Personnel Files policies). When in doubt, authorized and available legal counsel should be obtained.

#### **323.5 PUBLIC INFORMATION OFFICER**

The lead Public Information Officer (PIO) for the Kirkland Police Department will be designated by the Chief of Police. This PIO will also serve as the Public Information Cadre head. Under the direction of the PIO, this Cadre will further the goals of this policy and the Chief of Police. In the event that a Cadre member is not available or otherwise viable, these duties will be the responsibility of the assigned Division Lieutenant.

The PIO will be responsible for of the following:

- (a) General Media Inquiries

# Kirkland Police Department

## Kirkland PD Policy Manual

### *Media Relations*

---

- (b) Press Releases to the Media
- (c) Media Relations
- (d) Social media releases and monitoring
- (e) Community Relations

The on-duty supervisor will notify the lead Public Information Officer for situations which may require a media release or be of possible interest to the media. This includes situations which occur after hours.

The Public Information Officer Cadre Head will then make a determination as to the proper course of action for dealing with any media inquiries.

#### **323.6 PRESS RELEASES**

Press Releases will be the responsibility of the Public Information Officer.

The department maintains a board that contains press releases, records, and case reports. The Public Information Officer should be notified by the supervisor and the PIO should provide press releases in any of the following cases:

- (a) Police officer involved in a shooting.
- (b) Suspected homicides.
- (c) Drownings.
- (d) Fatal industrial accidents.
- (e) Traffic accidents involving a fatality, serious injury, or where there are a large number of vehicles involved.
- (f) Search or rescue missions.
- (g) Arson fires or explosions with extensive or unusual damage.
- (h) Large scale natural disasters.
- (i) Riots.
- (j) Kidnapping and extortion cases if reports would not hinder the investigation.
- (k) Any incident involving the evacuation of large numbers of people.
- (l) Hostage taking or barricaded gunman incidents.
- (m) Any major felony crime that is newsworthy.

Written press releases shall be written utilizing the Department News Release Format (form KPD-2008-206). A press release shall include the time, date, location, type of incident, case number, along with the name of the Public Information Officer making the press release, and a description of the occurrence. Copies of the press release shall be made and distributed to the following:

# Kirkland Police Department

## Kirkland PD Policy Manual

### *Media Relations*

---

- (a) NORCOM
- (b) Chief of Police
- (c) Captains
- (d) Lieutenants
- (e) Detective Sergeant
- (f) Patrol Briefing Board

## Subpoenas and Court Appearances

### 324.1 PURPOSE AND SCOPE

This policy establishes the guidelines for department members who must appear in court. It will allow the Kirkland Police Department to cover any related work absences and keep the department informed about relevant legal matters.

#### 324.1.1 DEFINITIONS

**These definitions are unique to this policy as it relates to subpoenas, court appearances, testifying and other court related issues.**

**On-Call** - When an employee has appeared in court, or is at the time on-duty, and has been told by the Prosecutor that he/she is free to leave the court or return to duty, subject to being available by phone and/or radio if called back.

**Court-Standby** - When an employee receives a subpoena of a type which allows him or her to not appear in court, but remain available by phone so that he or she may be directed to appear in court within a reasonable amount of time.

**Mandatory Appearance** - Subpoenas marked as mandatory appearance require an employee's physical appearance in the specified court. Failure to timely appear in the specified court, either intentionally or by negligence, may result in disciplinary action.

### 324.2 POLICY

Kirkland Police Department members will respond appropriately to all subpoenas and any other court-ordered appearances.

#### 324.2.1 ACCEPTANCE OF SUBPOENA

- (a) All subpoenas that arrive at the Police Department shall be promptly given to the designated Administrative Support Associate (ASA), or in their absence, their designee.
- (b) The ASA shall document the receipt of the subpoena electronically with the name of the employee named, the court of record and the cause number.
- (c) The ASA shall promptly forward the subpoena, via e-mail and hard copy, to the named employee. The named employee's supervisor will be cc'd on all e-mails.
- (d) If the employee's immediate supervisor knows that the employee will be unable to receive a copy of the subpoena within sufficient time for the named employee to comply with the subpoena, the supervisor shall notify the ASA and the Prosecutor in writing in order to inform them of this fact.

#### 324.2.2 REFUSAL OF SUBPOENA

Valid reasons for an individually named employee not accepting subpoenas include illness, previously approved training, and vacations, which are scheduled and approved, before receipt

# Kirkland Police Department

## Kirkland PD Policy Manual

### *Subpoenas and Court Appearances*

---

of the subpoena. Regular scheduled days off are not valid reasons for refusing the subpoena or missing court. If the subpoena has been received by the individually named employee and there is a valid scheduling conflict, the employee is responsible for notifying the Prosecutor with the specified scheduling conflict, as well as the dates when the officer will become available.

If the employee's immediate supervisor knows that the employee will be unable to receive a copy of the subpoena within sufficient time for the named employee to comply with the subpoena, the supervisor shall notify the ASA and the Prosecutor in writing in order to inform them of this fact.

#### Kirkland Municipal Court protocol:

Kirkland Municipal Court recognizes that there may be scheduling conflicts upon receipt of a subpoena. The court will recognize previously scheduled commitments which include previously scheduled leave and previously scheduled training. However, notification must be provided to the Kirkland Prosecuting Attorney's Office upon receipt of such a subpoena.

Therefore, the following will be done by the receiving officer:

- (a) Immediately send an e-mail to the Kirkland Prosecuting Attorney's office with the following message: "I am unavailable (dates) due to (reason) that was previously scheduled and approved when I received by subpoena on (date the subpoena was received)."
  - 1. It is imperative that the language "previously scheduled and approved" is included in the message because that is what the court will accept.
- (b) Supervisors are to ensure that officers adhere to notifying the Kirkland Prosecuting Attorney's Office about such scheduling conflicts. In the event that the officer is not available to notify the prosecutor and will not be back prior to the date on the subpoena, then the supervisor will forward a message to the prosecutor about the previously scheduled conflict.

#### **324.2.3 SUBPOENA LINE**

- (a) Employees receiving subpoenas to Kirkland Municipal Court shall call the Subpena Line prior to 0700 hours on the day of court and wait for the recording. The recording will indicate which employees are needed for court that day.
- (b) Employees named on the recording are required to be in court that day at the time specified on their subpoena.
- (c) Employees not named on the recording are released from their subpoena and are not required in court.

#### **324.3 SUBPOENAS**

Only department members authorized to receive a subpoena on behalf of this or any of its department members may do so.

# Kirkland Police Department

## Kirkland PD Policy Manual

### *Subpoenas and Court Appearances*

---

A subpoena may be served upon a member by personal service or by leaving such copy at the place of his/her residence (Civil Rules, CR 45; Civil Rules, CRLJ 45; Criminal Rules, CrRLJ 4.8; Criminal Rules, CrR 4.8).

Criminal subpoenas may also be served upon a member by first-class mail in a limited criminal matter. A criminal subpoena in Superior Court may be served by first-class mail together with a waiver of personal service and instructions for returning such waiver to complete service (Criminal Rules, CrRLJ 4.8; Criminal Rules, CrR 4.8).

#### 324.3.1 CIVIL SUBPOENA

The department will compensate members who appear in their official capacities on civil matters arising out of their official duties, as directed by the current memorandum of understanding or collective bargaining agreement.

The department should seek reimbursement for the member's compensation through the civil attorney of record who subpoenaed the member.

#### 324.3.2 OFF-DUTY RELATED SUBPOENAS

Members receiving valid subpoenas for off-duty actions not related to their employment or appointment will not be compensated for their appearance. Arrangements for time off shall be coordinated through their immediate supervisors.

#### 324.3.3 SPECIAL NOTIFICATION REQUIREMENTS

Any member who is subpoenaed to testify, agrees to testify or provides information on behalf of or at the request of any party other than the City Attorney or the prosecutor shall notify his/her immediate supervisor without delay regarding:

- (a) Any civil case where the City or one of its members, as a result of his/her official capacity, is a party.
- (b) Any civil case where any other city, county, state or federal unit of government or a member of any such unit of government, as a result of his/her official capacity, is a party.
- (c) Any criminal proceeding where the member is called to testify or provide information on behalf of the defense.
- (d) Any civil action stemming from the member's on-duty activity or because of his/her association with the Kirkland Police Department.
- (e) Any personnel or disciplinary matter when called to testify or to provide information by a government entity other than the Kirkland Police Department.

The supervisor will then notify the Chief of Police and the appropriate prosecuting attorney as may be indicated by the case. The Chief of Police should determine if additional legal support is necessary.

No member shall be retaliated against for testifying in any matter.

# Kirkland Police Department

## Kirkland PD Policy Manual

### *Subpoenas and Court Appearances*

---

#### **324.4 FAILURE TO APPEAR**

Any member who fails to comply with the terms of any properly served subpoena or court-ordered appearance may be subject to discipline. This includes properly served orders to appear that were issued by a state administrative agency.

#### **324.5 STANDBY**

To facilitate standby agreements, members are required to provide and maintain current information on their addresses and contact telephone numbers with the department .

If a member on standby changes his/her location during the day, the member shall notify the designated department member of how he/she can be reached. Members are required to remain on standby until released by the court or the party that issued the subpoena.

#### **324.6 COURTROOM PROTOCOL**

When appearing in court, members shall:

- (a) Be punctual when appearing in court and prepared to proceed immediately with the case for which they are scheduled to appear.
- (b) Dress in the department uniform or business attire.
- (c) Observe all rules of the court in which they are appearing and remain alert to changes in the assigned courtroom where their matter is to be heard.

##### **324.6.1 TESTIMONY**

Before the date of testifying, the subpoenaed member shall request a copy of relevant reports and become familiar with the content in order to be prepared for court.

#### **324.7 OVERTIME APPEARANCES**

When a member appears in court on his/her off-duty time, he/she will be compensated in accordance with the current memorandum of understanding or collective bargaining agreement.



## Outside Agency Assistance

### 325.1 PURPOSE AND SCOPE

The purpose of this policy is to provide guidance to members when requesting or responding to a request for mutual aid or when assisting another law enforcement agency.

### 325.2 POLICY

It is the policy of the Kirkland Police Department to promptly respond to requests for assistance by other law enforcement agencies, subject to available resources and consistent with the applicable laws and policies of this department.

### 325.3 ASSISTING OUTSIDE AGENCIES

Generally, requests for any type of assistance from another agency should be routed to the on-duty supervisor for approval. In some instances, a mutual aid agreement or other established protocol may exist that eliminates the need for approval of individual requests.

When another law enforcement agency requests assistance from this department, the on-duty supervisor may authorize, if available, an appropriate number of personnel to assist. It will be the responsibility of the supervisor to ensure that an appropriate number of personnel and resources stay in the City to provide emergency services to the citizens of the City of Kirkland.

Members are reminded that their actions when rendering assistance must conform with applicable laws and be consistent with the policies of this department.

Officers may respond to a request for emergency assistance, however, they shall notify a supervisor of their activity as soon as practicable.

Arrestees may be temporarily detained by this department until arrangements for transportation are made by the outside agency. Probation violators who are temporarily detained by this department will not ordinarily be booked at this department. Only in exceptional circumstances, and subject to supervisor approval, will this department provide transportation of arrestees to other facilities on behalf of another agency.

When transportation assistance is rendered, a report shall be prepared and submitted by the handling member unless otherwise directed by a supervisor.

In the event that an outside agency requests Mutual Aid of the Kirkland Police Department for an emergency situation, the supervisor shall notify command staff as soon as reasonably possible after the request is made. The order of this notification shall be as follows:

- Lieutenant
- Deputy Chief
- Chief of Police

# Kirkland Police Department

## Kirkland PD Policy Manual

### *Outside Agency Assistance*

---

#### 325.3.1 INITIATED ACTIVITY

Any on-duty officer who engages in law enforcement activities of any type that are not part of a mutual aid request and take place outside the jurisdiction of the Kirkland Police Department shall notify his/her supervisor and NORCOM as soon as practicable. This requirement does not apply to special enforcement details or multi-agency units that regularly work in multiple jurisdictions.

#### 325.4 REQUESTING OUTSIDE ASSISTANCE

If assistance is needed from another agency, the member requesting assistance should, if practicable, first notify a supervisor. The handling member or supervisor should direct assisting personnel to where they are needed and to whom they should report when they arrive.

The requesting member should arrange for appropriate radio communication capabilities, if necessary and available, so that communication can be coordinated between assisting personnel.

The supervisor shall notify command staff as soon as reasonably possible of any incident in which mutual aid has been requested. The order of this notification shall be as follows:

- Lieutenant
- Deputy Chief
- Chief of Police

#### 325.5 REPORTING REQUIREMENTS

Incidents of outside assistance or law enforcement activities that are not documented in a crime report shall be documented in a general case report or as directed by the supervisor.

#### 325.6 MANDATORY SHARING

Equipment and supplies purchased with federal funds or grants that require such equipment and supplies be shared with other agencies should be documented and updated as necessary by the Administration Deputy Chief or the authorized designee.

The documentation should include:

- (a) The conditions relative to sharing.
- (b) The training requirements for:
  1. The use of the supplies and equipment.
  2. The members trained in the use of the supplies and equipment.
- (c) Any other requirements for use of the equipment and supplies.

## Registered Offender Information

### 326.1 PURPOSE AND SCOPE

This policy establishes guidelines by which the Kirkland Police Department will address issues associated with certain offenders who are residing in the jurisdiction and how the Department will disseminate information and respond to public inquiries for information about registered offenders.

### 326.2 POLICY

It is the policy of the Kirkland Police Department to identify and monitor registered offenders living within this jurisdiction and to take reasonable steps to address the risks those persons may pose.

This Kirkland Police Department policy follows the recommendations contained within the Washington Association of Sheriffs and Police Chiefs (WASPC) Model Policy on Adult and Juvenile Sex Offender Registration and Community Notification Link:

<http://www.waspc.org/assets/ProfessionalServices/modelpolicies/so%20community%20notification%20model%20policy202017%20final.pdf>

### 326.3 REGISTRATION

The King County Sheriff's Office is responsible for the registration of offenders residing in the City of Kirkland.

A criminal investigation for failure to register will be initiated if a registrant refuses to provide any of the required information or complete the process.

#### 326.3.1 CONTENTS OF REGISTRATION FOR SEX OR KIDNAPPING OFFENDERS

Sex or kidnapping offenders who are required to register must appear in person and provide the following (RCW 9A.44.130):

- Name
- Complete residential address or where he/she plans to stay
- Date and place of birth
- Place of employment
- Crime for which the person has been convicted
- Date and place of conviction
- Aliases
- Social Security number
- Biological sample if one has not already been submitted to the WSP (see the Biological Samples Policy for collection protocol) (RCW 43.43.754)

Offenders lacking a fixed residence must report weekly, in person, to the sheriff's office where he/she is registered. Forms used to record where the offender stayed during the week should

# Kirkland Police Department

## Kirkland PD Policy Manual

### *Registered Offender Information*

---

include an express request for offenders to provide an accurate accounting of where they stayed to the county sheriff.

The registering member shall take photographs and fingerprints, which may include palmprints, of all sex/kidnapping offenders.

#### **326.3.2 CONTENTS OF REGISTRATION FOR FELONY FIREARM OFFENDERS**

Felony firearm offenders who are required to register must appear in person and provide the following (RCW 9.41.330; RCW 9.41.333):

- Name and any aliases
- Complete residential address or where he/she plans to stay
- Identifying information, including a physical description
- Crime for which the person has been convicted
- Date and place of conviction
- Names of any other county where the firearm offender may have registered

The registering member may take photographs and fingerprints of the felony firearm offender.

#### **326.4 MONITORING OF REGISTERED OFFENDERS**

The Investigation Unit supervisor should establish a system to periodically, and at least once annually, verify that a registrant remains in compliance with his/her registration requirements after the initial registration. This verification should include, as applicable:

- (a) Efforts to confirm residence using an unobtrusive method, such as an Internet search, drive-by of the declared residence or address verification under RCW 9A.44.135.
  1. When notice is received that a sex offender is moving outside the jurisdiction of the Kirkland Police Department, the Investigation Unit supervisor is responsible for address verification until the registrant completes registration with a new residential address (RCW 9A.44.130(5)).
- (b) Review of information on the WASPC Sex Offender Information website.
- (c) Contact with a registrant's community correction officer.
- (d) Review any available Washington State database of felony firearm offenders.

Any discrepancies with sex/kidnapping offenders should be reported to ACCESS (A Central Computerized Enforcement Service System), which is administered by WSP, and, in the case of sex offenders only, to WASPC.

The Investigation Unit supervisor should also establish a procedure to routinely disseminate information regarding registered offenders to Kirkland Police Department personnel, including timely updates regarding new or relocated registrants.

# Kirkland Police Department

## Kirkland PD Policy Manual

### *Registered Offender Information*

---

#### 326.4.1 OFFENDERS TRAVELING OUT OF THE COUNTRY

When written notice is received from a registrant who intends to travel outside of the United States, the Sheriff shall notify the United States Marshals Service as soon as practicable after receipt of notification and also of any further notice of changes or cancellation of travel plans (RCW 9A.44.130(3)).

#### **326.5 DISSEMINATION OF PUBLIC INFORMATION**

Members will not unilaterally make a public notification advising the community of a particular sex/kidnapping registrant's presence in the community. Members who identify a significant risk or other public safety issue associated with a sex/kidnapping registrant should promptly advise their supervisor. The supervisor should evaluate the request and forward the information to the Chief of Police if warranted. A determination will be made by the Chief of Police, with the assistance of legal counsel as necessary, whether such a public alert should be made.

Members of the public requesting information on sex/kidnapping registrants should be provided the WASPC Sex Offender Information website or the Kirkland Police Department's website.

The Records Supervisor shall release local sex/kidnapping registered offender information to residents in accordance with RCW 4.24.550 and in compliance with a request under the Public Records Act (RCW 42.56.001 et seq.).

Information pertaining to felony firearm offenders should not be disseminated to the public. All inquiries should be referred to WSP.

#### 326.5.1 RELEASE NOTIFICATIONS FOR SEX OR KIDNAPPING OFFENDERS

Registrant information that is released should include notification that:

- (a) The offender registry includes only those persons who have been required by law to register and who are in compliance with the offender registration laws.
- (b) The information is provided as a public service and may not be current or accurate.
- (c) Persons should not rely solely on the offender registry as a safeguard against offenses in their communities.
- (d) The crime for which a person is convicted may not accurately reflect the level of risk.
- (e) Anyone who uses information contained in the registry to harass registrants or commit any crime may be subject to criminal prosecution.
- (f) The Kirkland Police Department has no authority to direct where an offender may live.

#### 326.5.2 MANDATORY NOTIFICATION

The Investigation Section Lieutenant shall ensure that:

- (a) A public notification is made for sex offenders who are classified as Risk Level III and who register in the City of Kirkland. The notice shall conform to the guidelines established in RCW 4.24.5501.

# Kirkland Police Department

## Kirkland PD Policy Manual

### *Registered Offender Information*

---

- (b) All information on sex/kidnapping offenders registered in the City of Kirkland is regularly checked for accuracy and if needed, will inform the King County Sheriff's Office to update and post on the WASPC Sex Offender Information website (RCW 4.24.550(5)).

#### 326.5.3 DISCRETIONARY DISSEMINATION FOR SEX OFFENDERS

Dissemination should be predicated upon the levels detailed below (RCW 4.24.550(3)):

- (a) Offenders classified as Risk Level I: The Department may disclose, upon request, relevant, necessary and accurate information to any victim or witness to the offense and to any individual community member who lives near the residence where the sex offender resides, expects to reside or is regularly found, and to any individual who requests information regarding a specific offender.
- (b) Offenders classified as Risk Level II: In addition to the dissemination for Level I, the Department may also disclose relevant, necessary and accurate information to public and private schools, child day care centers, family day care providers, public libraries, businesses and organizations that serve primarily children, women or vulnerable adults, and neighbors and community groups near the residence where the sex offender resides, expects to reside or is regularly found.
- (c) Offenders classified as Risk Level III: In addition to the dissemination of Level I and Level II, the Department may also disclose relevant, necessary and accurate information to the public at large.
- (d) Homeless and transient sex offenders may present unique risks to the community due to the impracticality of localized notification. The Department may also disclose relevant, necessary and accurate information to the public at large for sex offenders registered as homeless or transient.

#### 326.5.4 SCHOOL NOTIFICATIONS

The Sheriff has the responsibility of notifying the appropriate person at a school or other educational institution as set forth in RCW 9A.44.138 of any sex/kidnapping offender who attends or is employed there, and for providing the following information about the offender:

- Name
- Complete residential address
- Date and place of birth
- Place of employment
- Crime for which the person has been convicted
- Date and place of conviction
- Aliases
- Photograph

# Kirkland Police Department

## Kirkland PD Policy Manual

### *Registered Offender Information*

---

- Risk level classification

#### **326.6 SEX OFFENDER RISK ASSESSMENT**

The Investigation Section Lieutenant shall establish a procedure to review and assign an initial risk level classification of sex offenders who have moved or are released into this jurisdiction and the risk assessment level has not already been assigned by the Washington Department of Corrections. That procedure shall address (RCW 4.24.550(6)):

- The circumstances under which the Kirkland Police Department is authorized to assign its own risk level.
- Risk level classification criteria.
- What risk assessment tools may be used and how such tools are scored.
- Assessment of known aggravating or mitigating factors related to the risk posed by the offender to the community.
- Notification process following a change in the risk level classification.
- The process for an offender to petition for review of the risk level classification.

## Major Incident Notification

### 327.1 PURPOSE AND SCOPE

The purpose of this policy is to provide guidance to members of this department in determining when, how and to whom notification of major incidents should be made.

### 327.2 POLICY

The Kirkland Police Department recognizes that certain incidents should be brought to the attention of supervisors or other specified personnel of this department to facilitate the coordination of activities and ensure that inquiries from the media and the public may be properly addressed.

### 327.3 MINIMUM CRITERIA FOR NOTIFICATION

The Supervisor shall notify command staff whenever any of the following occur. The following list of incident types is provided as a guide for notification and is not intended to be all-inclusive:

- Homicide/Suspicious Death Investigations.
- Traffic accidents with fatalities.
- Officer-involved critical incidents on- or off-duty (See the Officer-Involved Critical Incident Policy for special notifications).
- Anytime a police department employee is injured to the extent that medical treatment is necessary.
- Aircraft crash.
- In-custody deaths. (If the in-custody death occurs inside of the Kirkland Police Department's correctional facility and no Corrections Supervisor is on-duty, the Corrections Officer shall immediately notify the Patrol Supervisor, who shall follow the normal Command Staff notification protocol as described in this policy. The Corrections Officer shall also immediately notify the Corrections Sergeant. If they are unavailable, the Corrections officer shall attempt to contact the Corrections Lieutenant and Administrative Deputy Chief in that order.)
- A spouse and/or child of an officer or other police employee is killed or seriously injured.
- Patrol vehicle collisions involving serious injuries or fatalities.
- Armed robberies with injuries and/or shots fired.
- Regional disasters outside of Kirkland where assistance may be requested in a mutual aid capacity.
- A Kirkland City official is killed or seriously injured, either here or elsewhere, or any other public official is killed or seriously injured in our jurisdiction.



# Kirkland Police Department

## Kirkland PD Policy Manual

### *Major Incident Notification*

---

- The filing of a complaint of serious misconduct by an officer or other police employee of the department.
- The arrest of an officer or other police employee of the department, either here or elsewhere, or the arrest of any other police officer in our jurisdiction.
- Criminal accusation against a Kirkland City official.
- The arrest of a Kirkland City official or a member of their immediate family.
- Anytime the Special Operations Unit is activated.
- Whenever the supervisor has a question, needs direction or feels an incident needs to be brought to the attention of command.
- Death of Washington State Police Officer in the line of duty.
- Any other circumstances wherein a duty supervisor deems it advisable to notify the Chief of Police.

#### **327.4 SUPERVISOR RESPONSIBILITY**

The on-duty supervisor is responsible for making the appropriate notifications. The Supervisor shall make reasonable attempts to obtain as much information on the incident as possible before notification. The Supervisor shall attempt to make the notifications as soon as practical. Command Staff Notifications shall be made in the order listed below. If the Supervisor cannot reach their respective Section Lieutenant, they shall proceed down the list until they are able to successfully notify one of the department's Command Staff personnel.

- Section Lieutenants
- Division Deputy Chief
- Other Command Staff Lieutenants and Deputy Chiefs
- Chief of Police

##### **327.4.1 CHIEF OF POLICE NOTIFICATION**

In the event an incident occurs that the Chief of Police should be notified of, Command Staff personnel will be responsible for this notification.

##### **327.4.2 DETECTIVE NOTIFICATION**

If the incident requires that a detective respond from home, the Investigations Sergeant, or their designee, shall be contacted who will then contact the appropriate detective.

##### **327.4.3 TRAFFIC UNIT NOTIFICATION**

In the event of a traffic fatality or major injury, the Traffic Sergeant, or their designee, shall be notified who will then contact the appropriate accident investigator. The Traffic Sergeant will notify the Operations Lieutenant who is in charge of the Traffic Unit.

# Kirkland Police Department

## Kirkland PD Policy Manual

### *Major Incident Notification*

---

#### 327.4.4 PUBLIC INFORMATION OFFICER (PIO)

The Public Information Officer shall be called after members of staff have been notified that it appears the media may have a significant interest in the incident.

## Death Investigation

### 328.1 PURPOSE AND SCOPE

The purpose of this policy is to provide guidelines for situations where officers initially respond to and investigate the circumstances of a deceased person.

The investigations of cases involving death include those ranging from natural causes to homicide. Some causes of death may not be readily apparent and some cases differ substantially from what they appear to be initially. The thoroughness of death investigations and use of appropriate resources and evidence gathering techniques is critical

Responding officers and investigators should be sensitive to any cultural and/or religious needs of the deceased and their family. When feasible, efforts should be made to accommodate these needs where it can be accomplished without compromising the integrity of the investigation.

### 328.2 POLICY

It is the policy of the Kirkland Police Department to respond, document, and investigate incidents where a person is deceased. Investigations involving the death of a person, including those from natural causes, accidents, workplace incidents, suicide, and homicide, shall be initiated, conducted, and properly documented.

### 328.3 INVESTIGATION CONSIDERATIONS

Death investigation cases require certain actions be taken. Emergency medical services shall be called in all suspected death cases unless the death is obvious (decapitated, decomposed, etc.). Officers are not authorized to pronounce death. A supervisor shall be notified in all death investigations as soon as possible. The supervisor should respond to the scene in order to provide investigative oversight and support for responding officers. Supervisors shall respond to all unattended death investigations.

The supervisor should determine whether follow-up investigation is required and notify the Investigation Division Supervisor as necessary. The supervisor will make notification to command staff in accordance with the Major Incident Notification Policy.

#### 328.3.1 MEDICAL EXAMINER JURISDICTION OVER REMAINS

The Medical Examiner has jurisdiction of bodies of all deceased persons who come to their death suddenly in any of the following cases (RCW 68.50.010):

- (a) When in apparent good health without medical attendance within the thirty-six hours preceding death.
- (b) Where the circumstances of death indicate death was caused by unnatural or unlawful means.
- (c) Where death occurs under suspicious circumstances.
- (d) Where a Medical Examiner's autopsy or postmortem or Medical Examiner's inquest is to be held.

# Kirkland Police Department

## Kirkland PD Policy Manual

### *Death Investigation*

---

- (e) Where death results from unknown or obscure causes.
- (f) Where death occurs within one year following an accident.
- (g) Where the death is caused by any violence whatsoever.
- (h) Where death results from a known or suspected abortion; whether self-induced or otherwise.
- (i) Where death apparently results from drowning, hanging, burns, electrocution, gunshot wounds, stabs or cuts, lightning, starvation, radiation, exposure, alcoholism, narcotics or other addictions, tetanus, strangulations, suffocation, or smothering.
- (j) Where death is due to premature birth or still birth.
- (k) Where death is due to a violent contagious disease or suspected contagious disease which may be a public health hazard.
- (l) Where death results from alleged rape, carnal knowledge, or sodomy.
- (m) Where death occurs in a jail or prison.
- (n) Where a body is found dead or is not claimed by relatives or friends.

The body or human remains shall not be disturbed or moved from the position or place of death without permission of the Medical Examiner (RCW 68.50.050).

#### 328.3.2 INDIGENOUS PERSONS

Upon knowledge that the remains are of an indigenous person, officers shall attempt to identify and contact, as soon as practicable, family members and any affected tribes, tribal organizations, and communities prior to removal or disturbance of the remains, except where deemed necessary by the Medical Examiner and officers in the interest of safety or to preserve evidence for any ongoing criminal investigation. Efforts shall include attempts to facilitate contact through the regional liaison for missing and murdered indigenous persons pursuant to RCW 43.43.874 within 10 days of the Medical Examiner having jurisdiction over the remains (RCW 68.50.325).

The lead investigator in cooperation with the Medical Examiner shall provide the family member or representative of a list that contains any prohibited conduct when interacting with the remains including an explanation of why the conduct is prohibited. Additionally, any practices or ceremonies related to the remains by the family or representative require proper authorization by the Medical Examiner and the lead investigator while the remains are under the jurisdiction of the Medical Examiner (RCW 68.50.325).

#### 328.3.3 DEATH INVESTIGATION REPORTING

All incidents involving a death shall be documented on the appropriate form.

Department personnel are reminded of the Employee Speech, Expression and Social Networking Policy, which bars the use or disclosure, through whatever means, of any information, photographs, video or other recording obtained or accessible as a result of employment with the Department for financial or personal gain, or any disclosure of such materials without the express authorization of the Chief of Police or their authorized designee (RCW 9A.68.020).

# Kirkland Police Department

## Kirkland PD Policy Manual

### *Death Investigation*

---

#### **328.3.4 SUSPECTED HOMICIDE**

If the initially assigned officer suspects that the death involves a homicide or other suspicious circumstances, the officer shall take steps to protect the scene. The Investigation Unit shall be notified to determine the possible need for an investigator to respond to the scene.

If the on-scene supervisor, through consultation with the Investigation Unit supervisor, is unable to determine the manner of death, the investigation shall proceed as though it is a homicide.

The investigator assigned to investigate a homicide or death that occurred under suspicious circumstances may, with the approval of the investigator's supervisor, request the Medical Examiner to conduct physical examinations and tests, and to provide a report.

#### **328.3.5 EMPLOYMENT-RELATED DEATHS OR INJURIES**

Any member of this department who responds to and determines that a death, serious illness, or serious injury has occurred as a result of an accident at or in connection with the victim's employment should ensure that the regional Washington Division of Occupational Safety and Health (DOSH) office is notified of all pertinent information.

#### **328.4 UNIDENTIFIED DEAD BODY**

If the identity of a dead body cannot be established, the handling officer will request from the Medical Examiner a unique identifying number for the body. The number shall be included in any report.

#### **328.5 DEATH NOTIFICATION**

When reasonably practicable, and if not handled by the Medical Examiner's Office, notification to the next-of-kin of the deceased person shall be made, in person, by the officer assigned to the incident. If the next-of-kin lives in another jurisdiction, a law enforcement official from that jurisdiction shall be requested to make the personal notification.

If a deceased person has been identified as a missing person, this department shall attempt to locate family members and inform them of the death and location of the deceased missing person's remains. All efforts to locate and notify family members shall be recorded in appropriate reports.

---

# Identity Theft

## 329.1 PURPOSE AND SCOPE

Identity theft is a growing trend that frequently involves related crimes in multiple jurisdictions. This policy is intended to provide guidelines for the reporting and investigation of such crimes.

## 329.2 REPORTING

This department will initiate an incident report whenever a person reasonably suspects that his/her financial information or means of identification has been unlawfully obtained, used, or transferred to another person or entity in all cases where the victim resides or works within this jurisdiction, or where any part of the crime occurred within this jurisdiction. The employee receiving the report will ensure that the complainant receives a copy of the incident report (RCW 9.35.050).

In cases where the reporting party does not reside or work within this jurisdiction and there is no known or suspected criminal activity occurring within this jurisdiction the reporting party may be referred to the appropriate law enforcement agency having jurisdiction. If it is not reasonably practical for the reporting party to file a timely report with his/her home jurisdiction the receiving employee should take a courtesy incident report to be forwarded to the agency having jurisdiction.

Reports should include all known incidents of fraudulent activity (e.g., credit card number applied for in victim's name when the victim has never made such an application).

The employee preparing the report should also cross-reference all other known reports made by the victim (e.g., US Secret Service, credit reporting bureaus, US Postal Service and DOL) with all known report numbers.

Following supervisory review and departmental processing, the initial report should be forwarded to the Investigations Unit for possible follow up investigation, coordination with other agencies and prosecution as circumstances dictate.

## Limited English Proficiency Services

### 330.1 PURPOSE AND SCOPE

This policy provides guidance to members when communicating with individuals with limited English proficiency (LEP) (42 USC § 2000d).

#### 330.1.1 DEFINITIONS

Definitions related to this policy include:

**Authorized interpreter** - A person who has been screened and authorized by the Department to act as an interpreter and/or translator for others.

**Interpret or interpretation** - The act of listening to a communication in one language (source language) and orally converting it to another language (target language) while retaining the same meaning.

**Limited English proficient (LEP)** - Any individual whose primary language is not English and who has a limited ability to read, write, speak or understand English. These individuals may be competent in certain types of communication (e.g., speaking or understanding) but still be LEP for other purposes (e.g., reading or writing). Similarly, LEP designations are context-specific; an individual may possess sufficient English language skills to function in one setting but these skills may be insufficient in other situations.

**Translate or translation** - The replacement of written text from one language (source language) into an equivalent written text (target language).

### 330.2 POLICY

It is the policy of the Kirkland Police Department to reasonably ensure that LEP individuals have meaningful access to law enforcement services, programs and activities, while not imposing undue burdens on its members.

The Department will not discriminate against or deny any individual access to services, rights or programs based upon national origin or any other protected interest or right.

### 330.3 LEP COORDINATOR

The Chief of Police shall delegate certain responsibilities to an LEP Coordinator. The LEP Coordinator shall be the Training Unit Sergeant. The responsibilities of the LEP Coordinator include, but are not limited to:

- (a) Coordinating and implementing all aspects of the Kirkland Police Department's LEP services to LEP individuals.
- (b) Developing procedures that will enable members to access LEP services, including telephonic interpreters, and ensuring the procedures are available to all members.

# Kirkland Police Department

## Kirkland PD Policy Manual

### *Limited English Proficiency Services*

---

- (c) Ensuring that a list of all qualified bilingual members and authorized interpreters is maintained and available to each member of the department. The list should include information regarding the following:
  - 1. Languages spoken
  - 2. Contact information
  - 3. Availability
- (d) Ensuring signage stating that interpreters are available free of charge to LEP individuals is posted in appropriate areas and in the most commonly spoken languages.
- (e) Reviewing existing and newly developed documents to determine which are vital documents and should be translated, and into which languages the documents should be translated.
- (f) Annually assessing demographic data and other resources, including contracted language services utilization data and community-based organizations, to determine if there are additional documents or languages that are appropriate for translation.
- (g) Periodically reviewing efforts of the Department in providing meaningful access to LEP individuals, and, as appropriate, developing reports, new procedures, or recommending modifications to this policy.
- (h) Receiving and responding to complaints regarding department LEP services.
- (i) Ensuring appropriate processes are in place to provide for the prompt and equitable resolution of complaints and inquiries regarding discrimination in access to department services, programs and activities.

#### **330.4 FOUR-FACTOR ANALYSIS**

Since there are many different languages that members could encounter, the Department will utilize the four-factor analysis outlined in the U.S. Department of Justice (DOJ) Guidance to Federal Financial Assistance Recipients, available at the DOJ website, to determine which measures will provide meaningful access to its services and programs. It is recognized that law enforcement contacts and circumstances will vary considerably. This analysis, therefore, must remain flexible and will require an ongoing balance of four factors, which are:

- (a) The number or proportion of LEP individuals eligible to be served or likely to be encountered by department members, or who may benefit from programs or services within the jurisdiction of the Department or a particular geographic area.
- (b) The frequency with which LEP individuals are likely to come in contact with department members, programs or services.
- (c) The nature and importance of the contact, program, information or service provided.
- (d) The cost of providing LEP assistance and the resources available.



# Kirkland Police Department

## Kirkland PD Policy Manual

### *Limited English Proficiency Services*

---

#### **330.5 TYPES OF LEP ASSISTANCE AVAILABLE**

Kirkland Police Department members should never refuse service to an LEP individual who is requesting assistance, nor should they require an LEP individual to furnish an interpreter as a condition for receiving assistance. The Department will make every reasonable effort to provide meaningful and timely assistance to LEP individuals through a variety of services.

The Department will utilize all reasonably available tools, such as language identification cards, when attempting to determine an LEP individual's primary language.

LEP individuals may choose to accept department-provided LEP services at no cost or they may choose to provide their own.

Department-provided LEP services may include, but are not limited to, the assistance methods described in this policy.

#### **330.6 WRITTEN FORMS AND GUIDELINES**

Vital documents or those that are frequently used should be translated into languages most likely to be encountered. The LEP Coordinator will arrange to make these translated documents available to members and other appropriate individuals, as necessary.

#### **330.7 AUDIO RECORDINGS**

The Department may develop audio recordings of important or frequently requested information in a language most likely to be understood by those LEP individuals who are representative of the community being served.

#### **330.8 QUALIFIED BILINGUAL MEMBERS**

Personnel utilized for LEP field enforcement need not be certified as interpreters. All personnel used for communication with LEP individuals must have a knowledge of the functions of an interpreter and the ethical issues involved when functioning as a language conduit. The Interpreter Code of Ethics can be found at the following website:

<https://www.dshs.wa.gov/sites/default/files/FSA/lc/documents/DSHSInterpreterAndTranslatorCodeOfConduct%20042015.pdf>

When bilingual personnel from this department are not available, personnel from other departments may be requested.

#### **330.9 AUTHORIZED INTERPRETERS**

A certified/authorized interpreter is a person who has passed the required DSHS interpreter examination, or has passed the interpreter examination offered by the Washington State Office of the Administrator for the Courts or the Federal Courts.

A certified translator is a person who has passed the required DSHS written translation examination, or has passed the American Translators Association written translation examination.

They should not be a person with an interest in the department case or investigation involving the LEP individual.

# Kirkland Police Department

## Kirkland PD Policy Manual

### *Limited English Proficiency Services*

---

A person providing interpretation or translation services may be required to establish the accuracy and trustworthiness of the interpretation or translation in a court proceeding.

#### 330.9.1 SOURCES OF AUTHORIZED INTERPRETERS

The Department utilizes the Language Line telephone service in order to provide interpreter services for LEP individuals. Members may use these services without the approval of a supervisor and in compliance with established procedures.

Other sources may include:

- Individuals employed exclusively to perform interpretation services.
- Contracted in-person interpreters, such as state or federal court interpreters, among others.
- Interpreters from other agencies who have been qualified as interpreters by this department, and with whom the Department has a resource-sharing or other arrangement that they will interpret according to department guidelines.

#### 330.9.2 COMMUNITY VOLUNTEERS AND OTHER SOURCES OF LANGUAGE ASSISTANCE

Language assistance may be available from community volunteers who have demonstrated competence in either monolingual (direct) communication and/or in interpretation or translation (as noted in above).

Where bilingual personnel or other authorized interpreters are unavailable to assist, community volunteers may be called upon when appropriate. However, department members must carefully consider the nature of the contact and the relationship between the LEP individual and the volunteer to ensure that the volunteer can provide neutral and unbiased assistance.

While family or friends of an LEP individual may offer to assist with communication or interpretation, members should carefully consider the circumstances before relying on such individuals. For example, children should not be relied upon except in exigent or very informal and non-confrontational situations.

#### **330.10 CONTACT AND REPORTING**

While all law enforcement contacts, services and individual rights are important, this department will utilize the four-factor analysis to prioritize service to LEP individuals so that such services may be targeted where they are most needed, according to the nature and importance of the particular law enforcement activity involved.

Whenever any member of this department is required to complete a report or other documentation and interpretation services are provided to any involved LEP individual, such services should be noted in the related report. Members should document the type of interpretation services utilized and whether the individual elected to use services provided by the Department or some other identified source.

# Kirkland Police Department

## Kirkland PD Policy Manual

### *Limited English Proficiency Services*

---

#### **330.11 RECEIVING AND RESPONDING TO REQUESTS FOR ASSISTANCE**

The Kirkland Police Department will take reasonable steps and will work with the Department of Human Resources to develop in-house language capacity by hiring or appointing qualified members proficient in languages representative of the community being served.

##### 330.11.1 EMERGENCY CALLS TO 9-1-1

NORCOM will follow their internal SOP 03-012.

#### **330.12 FIELD ENFORCEMENT**

Field enforcement will generally include such contacts as traffic stops, pedestrian stops, serving warrants and restraining orders, crowd/traffic control and other routine field contacts that may involve LEP individuals. The scope and nature of these activities and contacts will inevitably vary. Members and/or supervisors must assess each situation to determine the need and availability of language assistance to all involved LEP individuals and utilize the methods outlined in this policy to provide such assistance.

Although not every situation can be addressed in this policy, it is important that members are able to effectively communicate the reason for a contact, the need for information and the meaning or consequences of any enforcement action. For example, it would be meaningless to request consent to search if the officer is unable to effectively communicate with an LEP individual.

If available, officers should obtain the assistance of bilingual personnel or an authorized interpreter before placing an LEP individual under arrest.

#### **330.13 INVESTIGATIVE FIELD INTERVIEWS**

In any situation where an interview may reveal information that could be used as the basis for arrest or prosecution of an LEP individual an authorized interpreter should be used. This includes interviews conducted during an investigation with victims, witnesses and suspects. In such situations, audio recordings of the interviews should be made when reasonably possible. Identification and contact information for the interpreter (e.g., name, address) should be documented so that the person can be subpoenaed for trial if necessary.

If an authorized interpreter is needed, officers should consider calling for an authorized interpreter in the following order:

- An authorized telephone interpreter
- Any other authorized interpreter

Any *Miranda* warnings shall be provided to suspects in their primary language by an authorized interpreter or, if the suspect is literate, by providing a translated *Miranda* warning card.

The use of an LEP individual's bilingual friends, family members, children, neighbors or bystanders may be used only when an authorized interpreter is unavailable and there is an immediate need to interview an LEP individual.

# Kirkland Police Department

## Kirkland PD Policy Manual

### *Limited English Proficiency Services*

---

#### **330.14 CUSTODIAL INTERROGATIONS**

Miscommunication during custodial interrogations may have a substantial impact on the evidence presented in a criminal prosecution. Only authorized interpreters shall be used during custodial interrogations. *Miranda* warnings shall be provided to suspects in their primary language by the authorized interpreter.

In order to ensure that translations during custodial interrogations are accurately documented and are admissible as evidence, interrogations should be recorded whenever reasonably possible. See guidance on recording custodial interrogations in the Investigation and Prosecution Policy.

#### **330.15 BOOKINGS**

When gathering information during the booking process, members should remain alert to the impediments that language barriers can create. In the interest of the arrestee's health and welfare, the safety and security of the facility, and to protect individual rights, it is important that accurate medical screening and booking information be obtained. Members should seek the assistance of an authorized interpreter whenever there is concern that accurate information cannot be obtained or that booking instructions may not be properly understood by an LEP individual.

#### **330.16 COMPLAINTS**

The Department shall ensure that LEP individuals who wish to file a complaint regarding members of this department are able to do so. The Department may provide an authorized interpreter or translated forms, as appropriate. Complaints will be referred to the LEP Coordinator.

Investigations into such complaints shall be handled in accordance with the Personnel Complaints Policy. Authorized interpreters used for any interview with an LEP individual during an investigation should not be members of this department.

Any notice required to be sent to an LEP individual as a complaining party pursuant to the Personnel Complaints Policy should be translated or otherwise communicated in a language-accessible manner.

#### **330.17 COMMUNITY OUTREACH**

Community outreach programs and other such services offered by this department are important to the ultimate success of more traditional law enforcement duties. This department will continue to work with community groups, local businesses and neighborhoods to provide equal access to such programs and services.

#### **330.18 TRAINING**

To ensure that all members who may have contact with LEP individuals are properly trained, the Department will provide periodic training on this policy and related procedures, including how to access department-authorized telephonic and in-person interpreters and other available resources.

The Training Sergeant shall be responsible for ensuring new members receive LEP training. Those who may have contact with LEP individuals should receive refresher training at least once every

# Kirkland Police Department

## Kirkland PD Policy Manual

### *Limited English Proficiency Services*

---

two years thereafter. The Training Sergeant shall maintain records of all LEP training provided, and will retain a copy in each member's training file in accordance with established records retention schedules.

# Communications with Persons with Disabilities

## 331.1 PURPOSE AND SCOPE

This policy provides guidance to members when communicating with individuals with disabilities, including those who are deaf or hard of hearing, have impaired speech or vision, or are blind.

### 331.1.1 DEFINITIONS

Definitions related to this policy include:

**Auxiliary aids** - Tools used to communicate with people who have a disability or impairment. They include but are not limited to, the use of gestures or visual aids to supplement oral communication; a notepad and pen or pencil to exchange written notes; a computer or typewriter; an assistive listening system or device to amplify sound; a teletypewriter (TTY) or videophones (video relay service or VRS); taped text; qualified readers; or a qualified interpreter.

**Disability or impairment** - A physical or mental impairment that substantially limits a major life activity, including hearing or seeing, regardless of whether the disabled person uses assistive or adaptive devices or auxiliary aids. Individuals who wear ordinary eyeglasses or contact lenses are not considered to have a disability (42 USC § 12102).

**Qualified interpreter** - A person who is able to interpret effectively, accurately and impartially, both receptively and expressively, using any necessary specialized vocabulary. Qualified interpreters include oral interpreters, transliterators, sign language interpreters and intermediary interpreters. Qualified interpreters should be certified pursuant to RCW 2.42.110.

## 331.2 POLICY

It is the policy of the Kirkland Police Department to reasonably ensure that people with disabilities, including victims, witnesses, suspects and arrestees have equal access to law enforcement services, programs and activities. Members must make efforts to communicate effectively with individuals with disabilities.

The Department will not discriminate against or deny any individual access to services, rights or programs based upon disabilities.

## 331.3 AMERICANS WITH DISABILITIES (ADA) COORDINATOR

The Chief of Police shall delegate certain responsibilities to an ADA Coordinator (28 CFR 35.107). The ADA Coordinator shall be the Training Sergeant. The responsibilities of the ADA Coordinator shall include, but not be limited to:

- (a) Working with the City ADA coordinator regarding the Kirkland Police Department's efforts to ensure equal access to services, programs and activities.
- (b) Developing reports, new procedures, or recommending modifications to this policy.
- (c) Acting as a liaison with local disability advocacy groups or other disability groups regarding access to department services, programs and activities.

# Kirkland Police Department

## Kirkland PD Policy Manual

### *Communications with Persons with Disabilities*

---

- (d) Ensuring that a list of qualified interpreter services is maintained and available to all department personnel. The list should include information regarding the following:
  - 1. Contact information
  - 2. Availability
- (e) Developing procedures that will enable members to access auxiliary aids or services, including qualified interpreters, and ensure the procedures are available to all members.
- (f) Ensuring signage is posted in appropriate areas, indicating that auxiliary aids are available free of charge to people with disabilities.
- (g) Ensuring appropriate processes are in place to provide for the prompt and equitable resolution of complaints and inquiries regarding discrimination in access to department services, programs and activities.

#### **331.4 FACTORS TO CONSIDER**

Because the nature of any law enforcement contact may vary substantially from one situation to the next, members of this department should consider all information reasonably available to them when determining how to communicate with an individual with a disability. Members should carefully balance all known factors in an effort to reasonably ensure people who are disabled have equal access to services, programs and activities. These factors may include, but are not limited to:

- (a) Members should not always assume that effective communication is being achieved. The fact that an individual appears to be nodding in agreement does not always mean he/she completely understands the message. When there is any doubt, members should ask the individual to communicate back or otherwise demonstrate their understanding.
- (b) The nature of the disability (e.g., deafness or blindness vs. hard of hearing or low vision).
- (c) The nature of the law enforcement contact (e.g., emergency vs. non-emergency, custodial vs. consensual contact).
- (d) The availability of auxiliary aids. The fact that a particular aid is not available does not eliminate the obligation to reasonably ensure access. However, in an emergency, availability may factor into the type of aid used.

#### **331.5 INITIAL AND IMMEDIATE CONSIDERATIONS**

Recognizing that various law enforcement encounters may be potentially volatile and/or emotionally charged, members should remain alert to the possibility of communication problems.

Members should exercise special care in the use of all gestures, and verbal and written communication to minimize initial confusion and misunderstanding when dealing with any individual with known or suspected disabilities.

# Kirkland Police Department

## Kirkland PD Policy Manual

### *Communications with Persons with Disabilities*

---

In a non-emergency situation, when a member knows or suspects an individual requires assistance to effectively communicate, the member shall identify the individual's choice of auxiliary aid or service.

The individual's preferred communication method must be honored unless another effective method of communication exists under the circumstances (28 CFR 35.160).

Factors to consider when determining whether an alternative method is effective include:

- (a) The methods of communication usually used by the individual.
- (b) The nature, length and complexity of the communication involved.
- (c) The context of the communication.

In emergency situations involving an imminent threat to the safety or welfare of any person, members may use whatever auxiliary aids and services that reasonably appear effective under the circumstances. This may include, for example, exchanging written notes or using the services of a person who knows sign language but is not a qualified interpreter, even if the person who is deaf or hard of hearing would prefer a qualified sign language interpreter or another appropriate auxiliary aid or service. Once the emergency has ended, the continued method of communication should be reconsidered. The member should inquire as to the individual's preference and give primary consideration to that preference.

If an individual who is deaf, hard of hearing or has impaired speech must be handcuffed while in the custody of the Kirkland Police Department, consideration should be given, safety permitting, to placing the handcuffs in the front of the body to facilitate communication using sign language or writing.

#### **331.6 TYPES OF ASSISTANCE AVAILABLE**

Kirkland Police Department members shall never refuse to assist an individual with disabilities who is requesting assistance. The Department will not charge anyone to receive auxiliary aids, nor shall they require anyone to furnish their own auxiliary aid or service as a condition for receiving assistance. The Department will make every reasonable effort to provide equal access and timely assistance to individuals who are disabled through a variety of services.

A person who is disabled may choose to accept department-provided auxiliary aids or services or they may choose to provide their own.

Department-provided auxiliary aids or services may include, but are not limited to, the assistance methods described in this policy.

#### **331.7 AUDIO RECORDINGS AND ENLARGED PRINT**

The Department may develop audio recordings to assist people who are blind or have a visual impairment with accessing important information. If such a recording is not available, members may read aloud from the appropriate form, for example a personnel complaint form, or provide forms with enlarged print.



# Kirkland Police Department

## Kirkland PD Policy Manual

### *Communications with Persons with Disabilities*

---

#### **331.8 QUALIFIED INTERPRETERS**

A qualified interpreter may be needed in lengthy or complex transactions (e.g., interviewing a victim, witness, suspect or arrestee), if the individual to be interviewed normally relies on sign language or speechreading (lip-reading) to understand what others are saying. The qualified interpreter should not be a person with an interest in the case or the investigation. A person providing interpretation services may be required to establish the accuracy and trustworthiness of the interpretation in a court proceeding.

Qualified interpreters should be:

- (a) Available within a reasonable amount of time but in no event longer than one hour if requested.
- (b) Experienced in providing interpretation services related to law enforcement matters.
- (c) Familiar with the use of VRS and/or video remote interpreting services.
- (d) Certified in either American Sign Language (ASL) or Signed English (SE).
- (e) Able to understand and adhere to the interpreter role without deviating into other roles, such as counselor or legal adviser.
- (f) Knowledgeable of the ethical issues involved when providing interpreter services.

Members should use department-approved procedures to request a qualified interpreter at the earliest reasonable opportunity, and generally not more than 15 minutes after a request for an interpreter has been made or it is reasonably apparent that an interpreter is needed. No individual who is disabled shall be required to provide his/her own interpreter (28 CFR 35.160).

#### **331.9 TTY AND RELAY SERVICES**

In situations where an individual without a disability would have access to a telephone (e.g., booking or attorney contacts), members must also provide those who are deaf, hard of hearing or have impaired speech the opportunity to place calls using an available TTY (also known as a telecommunications device for deaf people, or TDD). Members shall provide additional time, as needed, for effective communication due to the slower nature of TTY and TDD communications.

The Department will accept all TTY or TDD calls placed by those who are deaf or hard of hearing and received via a telecommunications relay service (28 CFR 35.162).

Note that relay services translate verbatim, so the conversation must be conducted as if speaking directly to the caller.

#### **331.10 COMMUNITY VOLUNTEERS**

Interpreter services may be available from community volunteers who have demonstrated competence in communication services, such as ASL or SE, and have been approved by the Department to provide interpreter services.

Where qualified interpreters are unavailable to assist, approved community volunteers who have demonstrated competence may be called upon when appropriate. However, department members

# Kirkland Police Department

## Kirkland PD Policy Manual

### *Communications with Persons with Disabilities*

---

must carefully consider the nature of the contact and the relationship between the individual with the disability and the volunteer to ensure that the volunteer can provide neutral and unbiased assistance.

#### **331.11 FAMILY AND FRIENDS**

While family or friends may offer to assist with interpretation, members should carefully consider the circumstances before relying on such individuals. The nature of the contact and relationship between the individual with the disability and the person offering services must be carefully considered (e.g., victim/suspect).

Children shall not be relied upon except in emergency or critical situations when there is no qualified interpreter reasonably available.

Adults may be relied upon when (28 CFR 35.160):

- (a) There is an emergency or critical situation and there is no qualified interpreter reasonably available.
- (b) The person with the disability requests that the adult interpret or facilitate communication and the adult agrees to provide such assistance, and reliance on that adult for such assistance is reasonable under the circumstances.

#### **331.12 REPORTING**

Whenever any member of this department is required to complete a report or other documentation, and communication assistance has been provided, such services should be noted in the related report. Members should document the type of communication services utilized and whether the individual elected to use services provided by the Department or some other identified source. If the individual's express preference is not honored, the member must document why another method of communication was used.

All written communications exchanged in a criminal case shall be attached to the report or placed into evidence.

#### **331.13 FIELD ENFORCEMENT**

Field enforcement will generally include such contacts as traffic stops, pedestrian stops, serving warrants and restraining orders, crowd/traffic control, and other routine field contacts that may involve individuals with disabilities. The scope and nature of these activities and contacts will inevitably vary.

The Department recognizes that it would be virtually impossible to provide immediate access to complete communication services to every member of this department. Members and/or supervisors must assess each situation and consider the length, complexity, and importance of the communication, as well as the individual's preferred method of communication, when determining the type of resources to use and whether a qualified interpreter is needed.

Although not every situation can be addressed in this policy, it is important that members are able to effectively communicate the reason for a contact, the need for information, and the meaning

# Kirkland Police Department

## Kirkland PD Policy Manual

### *Communications with Persons with Disabilities*

---

or consequences of any enforcement action. For example, it would be meaningless to verbally request consent to search if the officer is unable to effectively communicate with an individual who is deaf or hard of hearing and requires communications assistance.

If available, officers should obtain the assistance of a qualified interpreter before placing an individual with a disability under arrest. Individuals who are arrested and are accompanied by service animals should be permitted to make arrangements for the care of such animals prior to transport.

#### **331.13.1 FIELD RESOURCES**

Examples of methods that may be sufficient for transactions, such as checking a license or giving directions to a location or for urgent situations such as responding to a violent crime in progress, may, depending on the circumstances, include such simple things as:

- (a) Hand gestures or visual aids with an individual who is deaf, hard of hearing or has impaired speech.
- (b) Exchange of written notes or communications.
- (c) Verbal communication with an individual who can speechread by facing the individual and speaking slowly and clearly.
- (d) Use of computer, word processing, personal communication device or similar device to exchange texts or notes.
- (e) Slowly and clearly speaking or reading simple terms to individuals who have a visual or mental impairment.

Members should be aware that these techniques may not provide effective communication as required by law and this policy depending on the circumstances.

#### **331.14 CUSTODIAL INTERROGATIONS**

In an effort to ensure that the rights of individuals who are deaf, hard of hearing or have speech impairment are protected during a custodial interrogation, this department will provide interpreter services before beginning an interrogation, unless exigent circumstances exist. The use of a video remote interpreting service should be considered, where appropriate, if a live interpreter is not available. *Miranda* warnings shall be provided to suspects who are deaf or hard of hearing by a qualified interpreter.

In order to ensure that communications during custodial investigations are accurately documented and are admissible as evidence, interrogations should be recorded whenever reasonably possible. See guidance on recording custodial interrogations in the Investigation and Prosecution Policy.

#### **331.15 ARRESTS AND BOOKINGS**

If an individual with speech or hearing disabilities is arrested, the arresting officer shall use department-approved procedures to provide a qualified interpreter at the place of arrest or booking as soon as reasonably practicable, unless the individual indicates that he/she prefers a

# Kirkland Police Department

## Kirkland PD Policy Manual

### *Communications with Persons with Disabilities*

---

different auxiliary aid or service or the officer reasonably determines another effective method of communication exists under the circumstances.

When gathering information during the booking process, members should remain alert to the impediments that often exist when communicating with those who are deaf, hard of hearing, who have impaired speech or vision, are blind, or have other disabilities. In the interest of the arrestee's health and welfare, the safety and security of the facility and to protect individual rights, it is important that accurate medical screening and booking information be obtained. If necessary, members should seek the assistance of a qualified interpreter whenever there is concern that accurate information cannot be obtained or that booking instructions may not be properly understood by the individual.

Individuals who require and possess personally owned communication aids (e.g., hearing aids, cochlear processors) should be permitted to retain them while in custody.

#### **331.16 COMPLAINTS**

The Department shall ensure that individuals with disabilities who wish to file a complaint regarding members of this department are able to do so. The Department may provide a qualified interpreter or forms in enlarged print, as appropriate. Complaints will be referred to the department ADA Coordinator.

Investigations into such complaints shall be handled in accordance with the Personnel Complaints Policy. Qualified interpreters used during the investigation of a complaint should not be members of this department.

#### **331.17 COMMUNITY OUTREACH**

Community outreach programs and other such services offered by this department are important to the ultimate success of more traditional law enforcement duties. This department will continue to work with community groups, local businesses and neighborhoods to provide equal access to such programs and services.

#### **331.18 TRAINING**

To ensure that all members who may have contact with individuals who are disabled are properly trained, the Department will provide periodic training that should include:

- (a) Awareness and understanding of this policy and related procedures, related forms and available resources.
- (b) Procedures for accessing qualified interpreters and other available resources.
- (c) Working with in-person and telephone interpreters and related equipment.

The Training Sergeant shall be responsible for ensuring new members receive training related to interacting with individuals who have disabilities, including individuals who are deaf, hard of hearing, who have impaired speech or vision, or are blind. Those who may have contact with such individuals should receive refresher training at least once every two years thereafter. The Training

# Kirkland Police Department

## Kirkland PD Policy Manual

### *Communications with Persons with Disabilities*

---

Sergeant shall maintain records of all training provided, and will retain a copy in each member's training file in accordance with established records retention schedules.

## Child and Dependent Adult Safety

### 332.1 PURPOSE AND SCOPE

This policy provides guidelines to ensure that children and dependent adults are not left without appropriate care in the event their caregiver or guardian is arrested or otherwise prevented from providing care due to actions taken by members of this department.

This policy does not address the actions to be taken during the course of a child abuse or dependent adult investigation. These are covered in the Child Abuse and Adult Abuse policies.

### 332.2 POLICY

It is the policy of this department to mitigate, to the extent reasonably possible, the stressful experience individuals may have when their parent or caregiver is arrested. The Kirkland Police Department will endeavor to create a strong cooperative relationship with local, state and community-based social services to ensure an effective, collaborative response that addresses the needs of those affected, including call-out availability and follow-up responsibilities.

### 332.3 PROCEDURES DURING AN ARREST

When encountering an arrest or prolonged detention situation, officers should make reasonable attempts to determine if the arrestee is responsible for children or dependent adults. In some cases this may be obvious, such as when children or dependent adults are present. However, officers should inquire if the arrestee has caregiver responsibilities for any children or dependent adults who are without appropriate supervision. The following steps should be taken:

- (a) Inquire about and confirm the location of any children or dependent adults.
- (b) Look for evidence of children and dependent adults. Officers should be mindful that some arrestees may conceal the fact that they have a dependent for fear the individual may be taken from them.
- (c) Consider inquiring of witnesses, neighbors, friends and relatives of the arrestee as to whether the person is responsible for a child or dependent adult.

Whenever reasonably possible, officers should take reasonable steps to accomplish the arrest of a parent, guardian or caregiver out of the presence of his/her child or dependent adult. Removing children or dependent adults from the scene in advance of the arrest will generally ensure the best outcome for the individual.

Whenever it is safe to do so, officers should allow the parent or caregiver to assure children or dependent adults that they will be provided care. If this is not safe or if the demeanor of the parent or caregiver suggests this conversation would be non-productive, the officer at the scene should explain the reason for the arrest in age-appropriate language and offer reassurance to the child or dependent adult that he/she will receive appropriate care.

# Kirkland Police Department

## Kirkland PD Policy Manual

### *Child and Dependent Adult Safety*

---

#### 332.3.1 AFTER AN ARREST

Whenever an arrest is made, the officer should take all reasonable steps to ensure the safety of the arrestee's disclosed or discovered, children or dependent adults.

Officers should allow the arrestee reasonable time to arrange for care of children and dependent adults. Temporary placement with family or friends may be appropriate. However, any decision should give priority to a care solution that is in the best interest of the child or dependent adult. In such cases the following guidelines should be followed:

- (a) Allow the person reasonable time to arrange for the care of children and dependent adults with a responsible party, as appropriate.
  - 1. Officers should consider allowing the person to use his/her cell phone to facilitate arrangements through access to contact phone numbers, and to lessen the likelihood of call screening by the recipients due to calls from unknown sources.
- (b) Unless there is evidence to the contrary (e.g., signs of abuse, drug use, unsafe environment), officers should respect the parent or caregiver's judgment regarding arrangements for care. It is generally best if the child or dependent adult remains with relatives or family friends that he/she knows and trusts because familiarity with surroundings and consideration for comfort, emotional state and safety are important.
  - 1. Except when a court order exists limiting contact, the officer should attempt to locate and place children or dependent adults with the non-arrested parent, guardian or caregiver.
- (c) Provide for the immediate supervision of children or dependent adults until an appropriate caregiver arrives.
- (d) Notify the Department of Social and Health Services, if appropriate.
- (e) Notify the shift supervisor of the disposition of children and dependent adults.

If children or dependent adults are at school or another known location outside the household at the time of arrest, the arresting officer should attempt to contact the school or other known location and inform the principal or appropriate responsible adult of the caregiver's arrest and of the arrangements being made for the care of the arrestee's dependent. The result of such actions should be documented in the associated report.

Officers shall promptly notify Child Protective Services (CPS) whenever a child under 13 years of age is present in a vehicle and his/her parent, guardian or legal custodian is arrested for a drug or alcohol driving offense in accordance with the department Child Abuse Policy (RCW 26.44.250).

#### 332.3.2 DURING THE BOOKING PROCESS

During the booking process, the arrestee shall be allowed to make additional telephone calls to relatives or other responsible individuals as is reasonably necessary to arrange for the care of any child or dependent adult. These telephone calls should be given as soon as practicable and are in addition to any other telephone calls allowed by law.

# Kirkland Police Department

## Kirkland PD Policy Manual

### *Child and Dependent Adult Safety*

---

If an arrestee is unable to resolve the care of any child or dependent adult through this process, a supervisor should be contacted to determine the appropriate steps to arrange for care. These steps may include additional telephone calls or contacting a local, county or state services agency.

#### 332.3.3 REPORTING

- (a) For all arrests where children are present or living in the household, the reporting member will document the following information:
  - 1. Name
  - 2. Sex
  - 3. Age
  - 4. Special needs (e.g., medical, mental health)
  - 5. How, where and with whom or which agency the child was placed
  - 6. Identities and contact information for other potential caregivers
  - 7. Notifications made to other adults (e.g., schools, relatives)
- (b) For all arrests where dependent adults are present or living in the household, the reporting member will document the following information:
  - 1. Name
  - 2. Sex
  - 3. Age
  - 4. Whether he/she reasonably appears able to care for him/herself
  - 5. Disposition or placement information if he/she is unable to care for him/herself

#### 332.3.4 SUPPORT AND COUNSELING REFERRAL

If, in the judgment of the handling officers, the child or dependent adult would benefit from additional assistance, such as counseling services, contact with a victim advocate or a crisis telephone number, the appropriate referral information may be provided.

#### **332.4 DEPENDENT WELFARE SERVICES**

Whenever an arrestee is unwilling or incapable of arranging for the appropriate care of any child or dependent adult, the handling officer should contact the appropriate welfare service or other department-approved social service to determine whether protective custody is appropriate.

Only when other reasonable options are exhausted should a child or dependent adult be transported to the police facility, transported in a marked law enforcement vehicle or taken into formal protective custody.

Under no circumstances should a child or dependent adult be left unattended or without appropriate care.



# Kirkland Police Department

## Kirkland PD Policy Manual

### *Child and Dependent Adult Safety*

---

#### **332.5 TRAINING**

The Training Sergeant is responsible to ensure that all members of this department who may be involved in arrests affecting children or dependent adults receive approved training on effective safety measures when a parent, guardian or caregiver is arrested.

## Service Animals

### 333.1 PURPOSE AND SCOPE

The purpose of this policy is to provide the guidelines necessary to ensure that the rights of individuals who use service animals to assist with disabilities are protected in accordance with Title II of the Americans with Disabilities Act (ADA).

#### 333.1.1 DEFINITIONS

Definitions related to this policy include:

**Service animal** - A dog that is trained to do work or perform tasks for the benefit of an individual with a disability, including a physical, sensory, psychiatric, intellectual, or other mental disability. The work or tasks performed by a service animal must be directly related to the individual's disability (28 CFR 35.104).

Service animal also includes a miniature horse if the horse is trained to do work or perform tasks for people with disabilities, provided the horse is housebroken, is under the handler's control, the facility can accommodate the horse's type, size, and weight, and the horse's presence will not compromise legitimate safety requirements necessary for safe operation of the facility (28 CFR 35.136(i)).

#### 333.1.2 SERVICE ANIMALS IN TRAINING

All references to "service animals" in this policy also mean a dog or miniature horse undergoing training to become a service animal (RCW 49.60.040).

### 333.2 MEMBER RESPONSIBILITIES

Service animals that are assisting individuals with disabilities are permitted in all public facilities and areas where the general public is allowed. Department members are expected to treat individuals with service animals with the same courtesy and respect that the Kirkland Police Department affords to all members of the public.

#### 333.2.1 INQUIRY

If it is apparent or if a member is aware that an animal is a service animal, the individual generally should not be asked any questions as to the status of the animal. If it is unclear whether an animal meets the definition of a service animal, the member should ask the individual only the following questions (28 CFR 35.136(f)):

- Is the animal required because of a disability?
- What task or service has the service animal been trained to perform?

If the individual explains that the animal is required because of a disability and has been trained to work or perform at least one task, the animal meets the definition of a service animal and no further questions as to the animal's status should be asked. The individual should not be questioned about their disability nor should the person be asked to provide any license, certification, or identification card for the service animal.

# Kirkland Police Department

## Kirkland PD Policy Manual

### *Service Animals*

---

#### **333.2.2 CONTACT**

Service animals are not pets. Department members should not interfere with the important work performed by a service animal by talking to, petting, or otherwise initiating contact with a service animal.

#### **333.2.3 REMOVAL**

If a service animal is not housebroken or exhibits vicious behavior, poses a direct threat to the health of others, or unreasonably disrupts or interferes with normal business operations, an officer may direct the handler to remove the animal from the premises. Barking alone is not a threat nor does a direct threat exist if the person takes prompt, effective action to control the service animal (28 CFR 35.136(b)).

Each incident must be considered individually and past incidents alone are not cause for excluding a service animal. Removal of a service animal may not be used as a reason to refuse service to an individual with disabilities. Members of this department are expected to provide all services that are reasonably available to an individual with a disability, with or without a service animal.

#### **333.2.4 COMPLAINTS**

When handling calls of a complaint regarding a service animal, members of this department should remain neutral and should be prepared to explain the ADA requirements concerning service animals to the concerned parties. Businesses are required to allow service animals to accompany their handlers into the same areas that other customers or members of the public are allowed (28 CFR 36.302).

Absent a violation of law independent of the ADA, officers should take no enforcement action beyond keeping the peace. Individuals who believe they have been discriminated against as a result of a disability should be referred to the Civil Rights Division of the U.S. Department of Justice (DOJ).

### **333.3 POLICY**

It is the policy of the Kirkland Police Department to provide services and access to persons with service animals in the same manner as those without service animals. Department members shall protect the rights of persons assisted by service animals in accordance with state and federal law.

### **333.4 IDENTIFICATION AND USE OF SERVICE ANIMALS**

Some service animals may be readily identifiable. However, many do not have a distinctive symbol, harness, or collar.

Service animals may be used in a number of ways to provide assistance, including:

- Guiding people who are blind or have low vision.
- Alerting people who are deaf or hard of hearing.
- Retrieving or picking up items, opening doors, or flipping switches for people who have limited use of their hands, arms, or legs.

# Kirkland Police Department

## Kirkland PD Policy Manual

### *Service Animals*

---

- Pulling wheelchairs.
- Providing physical support and assisting with stability and balance.
- Doing work or performing tasks for persons with traumatic brain injury, intellectual disabilities, or psychiatric disabilities, such as reminding a person with depression to take medication.
- Alerting a person with anxiety to the onset of panic attacks, providing tactile stimulation to calm a person with post-traumatic stress disorder, assisting people with schizophrenia to distinguish between hallucinations and reality, and helping people with traumatic brain injury to locate misplaced items or follow daily routines.

## Volunteer Program

### 334.1 PURPOSE AND SCOPE

It is the policy of this department to use qualified volunteers for specified tasks and duties in order to create efficiencies for the Department and improve services to the community. Volunteers are intended to supplement and support, rather than supplant, sworn officers and civilian personnel. Volunteers can be an important part of any organization and have proven to be a valuable asset to law enforcement agencies. Volunteers help to increase departmental responsiveness, delivery of services and information input, and provide new program opportunities. In addition, volunteers bring new skills and expertise to the Department and prompt new enthusiasm.

#### 334.1.1 DEFINITION OF VOLUNTEER

An individual who performs a service for the Department without promise, expectation or receipt of compensation for services rendered. This may include unpaid chaplains, interns, persons providing administrative support, persons monitoring and gathering information from traffic complaint areas, citizens assisting the Family Violence Unit as part of the Domestic Abuse Response Team, and youth involved in a law enforcement Explorer Post, among others.

All youth involved in the Kirkland Police Explorer Post operate under the Police Explorer Program Policy.

### 334.2 VOLUNTEER MANAGEMENT

The Kirkland Police Department uses volunteers identified through the City of Kirkland volunteer program. All volunteers must be authorized by the Administrative Division Captain upon successful completion of a background investigation and recommendation by the City of Kirkland's Volunteer Coordinator responsible for volunteers. The City of Kirkland's Volunteer Coordinator, or his/her designee, shall be responsible for the following:

- Recruiting, selecting and training qualified volunteers for various positions.
- Facilitating the implementation of new volunteer activities and assignments.
- Maintaining records for each volunteer.
- Tracking and evaluating the contribution of volunteers.
- Maintaining the volunteer handbook and outlining expectations, policies and responsibilities for all volunteers.
- Maintaining a record of volunteer schedules and work hours.
- Completion and dissemination as appropriate of all necessary paperwork and information.
- Planning periodic recognition events.
- Administering discipline when warranted.

# Kirkland Police Department

## Kirkland PD Policy Manual

### *Volunteer Program*

---

- Maintaining liaison with other volunteer-utilizing programs in the community and assisting in community-wide efforts to recognize and promote volunteering.

#### 334.2.1 VOLUNTEER COORDINATOR

The Volunteer Manager shall be the Administrative Division ASA. The function of the Volunteer Manager is to provide a central coordinating point for effective volunteer management within the Department, and to direct and assist staff and volunteer efforts to jointly provide more productive services. The Volunteer Manager should work with other Department staff on an ongoing basis to assist in the development and implementation of volunteer-staffed positions.

#### 334.2.2 RECRUITMENT

Volunteers should be recruited on a continuous and ongoing basis consistent with department policy on equal opportunity nondiscriminatory employment. A primary qualification for participation in the application process should be an interest in, and an ability to assist the Department in serving the public.

Requests for volunteers should be submitted in writing by interested staff to the Volunteer Manager through the requester's immediate supervisor. A complete position description and a requested time frame should be included in the request. All parties should understand that the recruitment of volunteers is enhanced by creative and interesting assignments. The Volunteer Manager may withhold assignment of any volunteer until such time as the requesting unit is prepared to make effective use of volunteer resources.

#### 334.2.3 SCREENING

All prospective volunteers should complete the volunteer application form. The City of Kirkland's Volunteer Coordinator or designee should conduct a face-to-face interview with an applicant under consideration.

A documented background investigation shall be completed on each volunteer applicant and may include, but not necessarily be limited to, the following:

- (a) Traffic and criminal background check. Fingerprints shall be obtained from all applicants and applicants shall be processed for criminal history.
- (b) Employment.
- (c) References.
- (d) Credit check.

A C.V.S.A. exam may be required of each applicant depending on the type of assignment.

#### 334.2.4 SELECTION AND PLACEMENT

Service as a volunteer with the Department shall begin with an official notice of acceptance or appointment to a volunteer position. Notice may only be given by an authorized representative of the Department, who will normally be the Volunteer Manager. No volunteer should begin any assignment until they have been officially accepted for that position and completed all required

# Kirkland Police Department

## Kirkland PD Policy Manual

### *Volunteer Program*

---

screening and paperwork. At the time of final acceptance, each volunteer should complete all required enrollment paperwork and will receive a copy of their position description and agreement of service with the Department. All volunteers shall receive a copy of the City of Kirkland's volunteer handbook and shall be required to sign a volunteer agreement.

Volunteers should be placed only in assignments or programs that are consistent with their knowledge, skills, abilities and the needs of the Department.

#### **DART**

Dart volunteers must meet the following minimum eligibility requirements:

Applicants must:

- be 21 years of age or older.
- be able to commit to serving one shift per month, for a minimum of 1 year.
- must complete 15-20 hours of training and attend monthly meetings.
- have a valid Washington State Driver's License and be an insurable driver,
- pass a Kirkland Police Department background check, which does include a Computer Voice Stress Analyzer test.

#### **334.2.5 TRAINING**

Volunteers shall receive the required training as outlined in the volunteer handbook and coordinated through the City of Kirkland's Volunteer Coordinator.

Volunteers will be provided with an orientation program to acquaint them with the Department, personnel, policies and procedures that have a direct impact on their work assignment.

Volunteers should receive position-specific training to ensure they have adequate knowledge and skills to complete tasks required by the position and should receive periodic ongoing training as deemed appropriate by their supervisor or the Volunteer Manager.

Their initial training and any ongoing training may be coordinated through the Training Officer.

Training should reinforce to volunteers that they may not intentionally represent themselves as, or by omission infer that they are sworn officers or other full-time members of the Department. They shall always represent themselves as volunteers.

All volunteers shall comply with the rules of conduct and with all orders and directives, either oral or written, issued by the Department.

#### **334.2.6 FITNESS FOR DUTY**

No volunteer shall report to work or be on-duty when his/her judgment or physical condition has been impaired by alcohol, medication, other substances, illness or injury.

Volunteers shall report to their supervisor any changes in status that may affect their ability to fulfill their duties. This includes, but is not limited to, the following:

# Kirkland Police Department

## Kirkland PD Policy Manual

### *Volunteer Program*

---

- (a) Driver's license
- (b) Medical condition
- (c) Arrests
- (d) Criminal investigations

All volunteers shall adhere to the guidelines set forth by this department regarding drug and alcohol use.

#### **334.2.7 DRESS CODE**

As representatives of the Department, volunteers are responsible for presenting a professional image to the community. Volunteers shall dress appropriately for the conditions and performance of their duties.

Volunteers shall conform to department-approved dress consistent with their duty assignment. Uniforms authorized for volunteers should be readily distinguishable from those worn by sworn officers. The uniform or identifiable parts of the uniform shall not be worn while off-duty except volunteers may choose to wear the uniform while in transit to or from official department assignments or functions provided an outer garment is worn over the uniform shirt so as not to bring attention to the volunteer while he/she is off duty.

All volunteers will wear a name tag designating them as a volunteer. A volunteer is prohibited from using his/her name tag or identification card for personal or financial benefit, or as a means of obtaining privileges not otherwise available to him/her, or for avoiding consequences of illegal acts.

Volunteers shall be required to return any issued uniform or department property at the termination of service.

#### **334.3 SUPERVISION OF VOLUNTEERS**

Every volunteer who is accepted to a position with the department shall have a clearly identified supervisor, appointed by the Administrative Section Lieutenant. The supervisor shall be responsible for the direct management of the volunteer. This supervisor shall be responsible for the day to day management and guidance of the work of the volunteer, and shall be available to the volunteer for consultation and assistance.

A volunteer may be assigned as and act as a supervisor of other volunteers provided that the supervising volunteer is under the direct supervision of a paid staff member.

Functional supervision of volunteers is the responsibility of the supervisor appointed by the Administrative Section Lieutenant. Following are some considerations to keep in mind while supervising volunteers:

- (a) Take the time to introduce volunteers to employees on all levels.
- (b) Ensure volunteers have work space and necessary office supplies.
- (c) Make sure the work is challenging.



# Kirkland Police Department

## Kirkland PD Policy Manual

### *Volunteer Program*

---

#### **334.4 CONFIDENTIALITY**

With appropriate security clearance, volunteers may have access to confidential information such as criminal histories or investigative files. Unless otherwise directed by a supervisor or departmental policy, all information shall be considered confidential. Only that information specifically identified and approved by authorized personnel shall be released. Confidential information shall be given only to persons who have a need and a right to know as determined by departmental policy and supervisory personnel.

Each volunteer will be required to sign a nondisclosure agreement before being given an assignment with the Department. Subsequent unauthorized disclosure of any confidential information, verbally, in writing or by any other means, by the volunteer is grounds for immediate dismissal and possible criminal prosecution.

Volunteers shall not address public gatherings, appear on radio or television, prepare any article for publication, act as correspondents to a newspaper or other periodical, release or divulge any information concerning the activities of the Department, or maintain that they represent the Department in such matters without permission from the proper department personnel.

#### **334.5 PROPERTY AND EQUIPMENT**

Volunteers will be issued an identification card that must be worn at all times while on-duty.

Any fixed and portable equipment issued by the Department shall be for official and authorized use only. Any property or equipment issued to a volunteer shall remain the property of the Department and shall be returned at the termination of service.

##### **334.5.1 VEHICLE USE**

Volunteers assigned to duties that require the use of a vehicle must first complete the following:

- (a) Verification that the volunteer possesses a valid Washington Driver's License.
- (b) Verification that the volunteer carries current vehicle insurance.

The Volunteer Manager should insure that all volunteers receive safety briefing updates and license and insurance verification at least once a year.

When operating a Department vehicle, volunteers shall obey all rules of the road, including seat belt requirements. Smoking is prohibited in all Department vehicles.

Volunteers should not operate a marked patrol car unless there is a prominently placed sign indicating that it is out of service. Volunteers are not authorized to operate a Department vehicle with emergency lights and siren activated.

##### **334.5.2 RADIO AND MCT USAGE**

Volunteers shall successfully complete Central Computerized Enforcement Service System (ACCESS) and radio procedures training prior to using the police radio or MCT and comply with all related provisions. The Volunteer Manager should ensure that radio and ACCESS training is provided for volunteers whenever necessary.

# Kirkland Police Department

## Kirkland PD Policy Manual

### *Volunteer Program*

---

#### **334.6 DISCIPLINARY PROCEDURES/TERMINATION**

A volunteer may be removed from the volunteer program at the discretion of the Chief of Police or the City of Kirkland's Volunteer Coordinator. Volunteers shall have no property interests in their continued appointment. However, if a volunteer is removed for alleged misconduct, the volunteer will be afforded an opportunity solely to clear his/her name through a liberty interest hearing which shall be limited to a single appearance before the Chief of Police or authorized designee.

Volunteers may resign from volunteer service with the Department at any time. It is requested that volunteers who intend to resign provide advance notice of their departure and a reason for their decision.

##### **334.6.1 EXIT INTERVIEWS**

Exit interviews, where possible, should be conducted with volunteers who are leaving their positions. The interview should ascertain why the volunteer is leaving the position and solicit the volunteer's suggestions on improving the position. When appropriate, the interview should also include a discussion on the possibility of involvement in some other capacity with the Department.

#### **334.7 EVALUATION**

An evaluation of the overall volunteer program for the department will be conducted on an annual basis by the Volunteer Manager. Regular assessments should be conducted with volunteers to ensure the best use of human resources available, to ensure personnel problems can be identified and dealt with promptly and fairly, and to ensure optimum satisfaction on the part of volunteers.

## Off-Duty Law Enforcement Actions

### 335.1 PURPOSE AND SCOPE

The decision to become involved in a law enforcement action when off-duty can place an officer as well as others at great risk and must be done with careful consideration. This policy is intended to provide guidelines for officers of the Kirkland Police Department with respect to taking law enforcement action while off-duty.

This policy does not apply if an officer is working an outside employment opportunity, as approved by the Chief of Police or their designee.

### 335.2 POLICY

Initiating law enforcement action while off-duty is generally discouraged. Officers should not attempt to initiate enforcement action when witnessing minor crimes, such as suspected intoxicated drivers, reckless driving or minor property crimes. Such incidents should be promptly reported to the appropriate law enforcement agency.

Officers are not expected to place themselves in unreasonable peril. However, any sworn member of this department who becomes aware of an incident or circumstance that they reasonably believes poses an imminent threat of serious bodily injury or death, or significant property damage may take reasonable action to minimize the threat. (see the Use of Force Policy).

When public safety or the prevention of major property damage requires immediate action, officers should first consider reporting and monitoring the activity and only take direct action as a last resort.

### 335.3 FIREARMS

Commissioned officers of this department may carry firearms while off-duty in accordance with federal regulations and department policy. All firearms and ammunition must meet guidelines as described in the department Firearms Policy. When carrying firearms while off-duty officers shall also carry their department-issued badge and identification.

Officers should refrain from carrying firearms when the consumption of alcohol is likely or when the need to carry a firearm is outweighed by safety considerations. Firearms shall not be carried by any member, either on- or off-duty, who has consumed an amount of an alcoholic beverage, taken any drugs or medication or any combination thereof, that would tend to adversely affect the officer's senses or judgment.

Carrying of off-duty weapons by officers with special commissions (Corrections Officers) is not authorized by the department. Officers not fully commissioned shall conform to all laws required of any citizen for the carrying of weapons. Concealed Pistol Licenses are required in order to carry concealed weapons while off duty for officers not fully commissioned.

# Kirkland Police Department

## Kirkland PD Policy Manual

### *Off-Duty Law Enforcement Actions*

---

#### **335.4 DECISION TO INTERVENE**

There is no legal requirement for off-duty officers to take law enforcement action. However, should officers decide to intervene, they must evaluate whether the action is necessary or desirable, and should take into consideration the following:

- (a) The tactical disadvantage of being alone and the fact there may be multiple or hidden suspects.
- (b) The inability to communicate with responding units.
- (c) The lack of equipment, such as handcuffs, OC or baton.
- (d) The lack of cover.
- (e) The potential for increased risk to bystanders if the off-duty officer were to intervene.
- (f) Unfamiliarity with the surroundings.
- (g) The potential for the off-duty officer to be misidentified by other peace officers or members of the public.

Officers should consider waiting for on-duty uniformed officers to arrive, and gather as much accurate intelligence as possible instead of immediately intervening.

##### **335.4.1 INTERVENTION PROCEDURE**

If involvement is reasonably necessary, the officer should attempt to call or have someone else call 9-1-1 to request immediate assistance. The operator should be informed that an off-duty officer is on-scene and should be provided a description of the officer if possible.

Whenever practicable, the officer should loudly and repeatedly identify him/herself as an Kirkland Police Department officer until acknowledged. Official identification should also be displayed.

##### **335.4.2 INCIDENTS OF PERSONAL INTEREST**

Officers should refrain from handling incidents of personal interest, (e.g., family or neighbor disputes) and should remain neutral. In such circumstances officers should call the responsible agency to handle the matter.

##### **335.4.3 CIVILIAN RESPONSIBILITIES**

Civilian personnel should not become involved in any law enforcement actions while off-duty except to notify the local law enforcement authority and remain at the scene, if safe and practicable.

##### **335.4.4 OTHER CONSIDERATIONS**

When encountering a non-uniformed officer in public, uniformed officers should wait for acknowledgement by the non-uniformed officer in case he/she needs to maintain an undercover capability.

# Kirkland Police Department

## Kirkland PD Policy Manual

### *Off-Duty Law Enforcement Actions*

---

#### **335.5 REPORTING**

Any off-duty officer, who engages in any law enforcement activity, regardless of jurisdiction, shall notify the on-duty supervisor as soon as practicable. The on-duty supervisor shall determine whether a report should be filed immediately by the employee or on their first day back to work.

Officers should cooperate fully with the agency having jurisdiction in providing statements or reports as requested or as appropriate.

## Department Security and Voicemail

### 336.1 DEPARTMENT SECURITY

#### 336.1.1 PURPOSE AND SCOPE

To provide visual security within the department through the proper identification of department and non-department personnel and to maintain physical security by controlling and limiting facility access through the use of electronic access cards.

To establish use and care guidelines for department issued identification cards and access cards.

#### 336.1.2 DEFINITIONS

“Police Department Personnel” shall include full, part-time, and volunteer employees.

“Identification card” or “ID card” means your City of Kirkland issued identification card.

“Commission Card” is synonymous for the identification card of a sworn law enforcement employee.

“Access” or “key” card is your electronic entry access card.

#### 336.1.3 IDENTIFICATION CARDS

City issued building access/identification cards are governed under Administrative Policy 4-41.

#### **Police Department Personnel**

All department personnel will be issued one City of Kirkland combined building access and identification card.

- (a) The card will display the following unique information:
  - (a) Photograph
  - (b) Name
- (b) Identification Card Accessories
  - 1. Card Holder - Employees will be issued a clear sleeve-style card holder to be used with a lanyard.
  - 2. Lanyard - Employees will be issued a black break-away lanyard with “KIRKLAND POLICE” in white lettering.
  - 3. Retention Reel - Employees will be issued a black retractable retention reel to be used with the card holder when the lanyard is not appropriate to attire.

#### **Use and Care**

Identification cards shall be worn visibly using the lanyard or retention reel under the following circumstances:

- (a) 1. When working in an official capacity where a metal badge, uniform, or other officially identifiable item is not visible.

# Kirkland Police Department

## Kirkland PD Policy Manual

### Department Security and Voicemail

---

- (a) For the purposes of this section, “uniform” shall include the recognized polo style shirts worn by Records and Communications.
2. When inside non-public areas of City buildings while in plain clothes.

It is the responsibility of the employee to maintain the physical integrity of the identification card.

Identification cards are for official use only.

#### **Replacement**

- (a) Lost or Stolen Cards
  1. If an identification card is discovered lost or stolen, employees shall immediately complete an employee or officer’s report and forward it to the Administrative Lieutenant via the Chain of Command.
  2. Replacement cards will not be issued without authorization from Command.
- (b) Damaged Cards
  1. If an identification card becomes damaged to the point where the validity of the card is in question, an Equipment Repair/Request Form should be submitted to the Administrative Lieutenant via the Chain of Command.

#### **Non-Police Department Personnel**

- (a) All visitors, contractors, and any person not employed by the Kirkland Police Department will be required to wear the following types of badges.
  1. Visitor Badges
    - (a) For any person who will not be in the company of a Police employee at all times.
  2. DART
    - (a) Photo identification badges issued to EDVP personnel.
    - (b) Clients with EDVP personnel will be issued visitor badges.
  3. Kirkland City employee identification badges as authorized by the City of Kirkland.
- (b) Visiting law enforcement personnel are required to have a badge, uniform, or their Police ID exposed.
- (c) Identification cards may be issued to regularly present non-departmental personnel at the discretion of the Administrative Lieutenant.
- (d) Uniformed personnel such as Explorers and City of Kirkland employees would not require an ID badge.
- (e) City employees who do not meet the above requirements, or who are not escorted by Police personnel would require a visitor badge or display of their City of Kirkland issued ID badge.

#### **Commissioned Officer identification card**

# Kirkland Police Department

## Kirkland PD Policy Manual

### *Department Security and Voicemail*

---

All commissioned officers will be issued a commissioned identification card in addition to the City of Kirkland combined building access/identification card

- (a) The commissioned identification card will display the following unique information:
  - 1. Full name as it appears or is used in your official capacity
  - 2. Card holder's signature
  - 3. A photograph obtained at the time of issuance
  - 4. Physical descriptors at the time of issuance to include:
    - (a) Height
    - (b) Weight
    - (c) Eye color
  - 5. Applicable rank
  - 6. Identification or personnel number
  - 7. Issue date

#### **Retired Commissioned Personnel**

- (a) Definition of retired commissioned personnel is a person who either:
  - 1. Takes a service retirement according to eligibility standards set by the Washington State Department of Retirement Systems; or
  - 2. Retires as a result of injury received in the performance of duty.
- (b) Retired Commissioned Personnel may receive a retired officer identification card.
- (c) Retired officer identification cards will include the following information:
  - 1. Full legal name
  - 2. Card holder's signature
  - 3. A photograph obtained at the time of issuance
  - 4. Physical descriptors at the time of issuance to include:
    - (a) Height
    - (b) Weight
    - (c) Eye color
  - 5. Applicable rank at time of retirement
  - 6. Identification or personnel number at time of retirement
  - 7. Issue date
  - 8. "RETIRED" printed boldly on the front of the identification card.

#### 336.1.4 VISTOR ACCESS

##### **Visitors**



# Kirkland Police Department

## Kirkland PD Policy Manual

### *Department Security and Voicemail*

---

- (a) All visitors must enter through the main lobby; this includes friends & family members of Kirkland Police Department personnel.
  - 1. The Kirkland Police Department employee must first be notified and agree to a visitor's request to meet them prior to allowing the visitor entry into the secured area of the Kirkland Police Department.
- (b) A supply of visitor ID badges will be kept in Records near the front counter. All visitors who will be left unattended for any period of time will be required to wear a visitor ID badge. The Police employee who brings the visitor into the Department is responsible for issuing their visitor(s) a badge which will be worn in plain sight. The employee is responsible for retrieving the badge from their visitor upon their departure.

#### **DILIGENCE**

- (a) For this system to work, employees need to be diligent in having visitors they are responsible for wear the ID badge. Employees need to approach people not wearing proper ID to ascertain who they are and what their purpose is in the Department.
- (b) Police employees must also not leave confidential materials where it is accessible to unauthorized people.

#### **336.1.5 SUPERVISOR RESPONSIBILITY**

Supervisors need to ensure that employees are abiding by this procedure. It will be the responsibility of supervisors to take appropriate corrective action for any variance from this procedure.

#### **336.2 VOICEMAIL**

In order to maintain consistency and enhance customer service, the following procedures are to be followed by employees utilizing voicemail:

- (a) All external greetings are to include wording to the effect that if the caller requires immediate assistance they are to hang up and dial 911.
- (b) External voice mail greetings are to be changed when the employee knows in advance that they will be out of the office for an extended period of time, such as vacations or training. The greeting is to be changed upon the employee's return to their normal work shift.
- (c) Employees are to return calls in a timely manner.
- (d) It is suggested that for those employees who work a conventional work shift, i.e. Detectives, staff personnel, etc., include in their days and hours of work be included in their external greeting.

## Drug Collection/Disposal Program

### 337.1 PURPOSE AND SCOPE

This policy is designed to establish guidelines for the proper collection, handling, and disposal of unused medications through the drug collection and disposal system. The drug collection and disposal program provides a safe location for citizens to properly dispose of unused prescription medications.

This program provides an environmentally safe alternative to disposing of medications in a landfill or sewer system, which may later negatively affect the environment. This program encourages citizens to remove their unneeded medications from their homes. This reduces access to addictive medications from accidental or intentional misuse by children in the home.

This policy is authorized by the Federal Drug Enforcement Administration under their “Final Rule” for disposal of controlled substances, and is in compliance with King County Board of Health regulations, chapter 11.50.

### 337.2 COLLECTION BOX

Collection options for secure medicine return programs allow for permanent drop box locations operated by law enforcement agencies.

- The Kirkland Police Department will provide a metal drop box collection site in the Police Department Lobby.
- The collection box shall be locked and securely mounted to the wall and/or floor.
- The collection box will be labeled with the intended purpose and what can and cannot be collected.

### 337.3 PROGRAM PROTOCOLS

The DEA “Final Rule” defines protocols for the return of unwanted controlled substances for disposal. The rule allows unwanted controlled substances from:

- Any person the drug is prescribed to;
- Any member of the person’s household who has a prescribed drug (including pets); and
- Individuals lawfully entitled to dispose of a deceased person’s property.

Controlled, non-controlled, and over the counter substances may be collected. The general public is often unaware of this distinction in medication status.

This program is anonymous and all efforts should be made to protect the anonymity of individuals disposing of medications. No questions or requests for identification should be made.

Participants may dispose of medication in its original container or by removing the medication from its container and disposing of it directly into a disposal box.

# Kirkland Police Department

## Kirkland PD Policy Manual

### *Drug Collection/Disposal Program*

---

All solid dosage pharmaceutical products and liquids in consumer containers may be accepted. Liquid products, such as cough syrup, should remain sealed in their original container. The depositor should ensure that the cap is tightly sealed to prevent leakage.

Intra-venous solutions, injectables, syringes, or medical waste WILL NOT be accepted due to potential hazard posed by blood-borne pathogens.

Illicit substances such as marijuana or methamphetamine are not part of initiative and should not be placed in collection containers. If an individual attempts to surrender an illicit controlled substance, law enforcement personnel should handle such material as abandoned property in accordance with department policy.

Persons disposing of drugs must retain possession of their own medication during the surrender process. Law enforcement personnel should not handle the medications at any time and should simply have participants either empty the medication into the disposal box and throw the container into a garbage bag or throw the entire container in the disposal box.

#### **337.4 EMPLOYEE HANDLING PROCEDURES**

The Kirkland Police Department Evidence Technician(s) and the Administrative Captain, or their designee, will be the sole possessors of the keys to the collection box.

- Staff will not have access to the contents of the collection boxes.
- When necessary, the Evidence Technician will secure the evidence from the drop box location, with a commissioned police officer present since it will be in a public location.
- The Evidence Technician will assign a case number and document each collection on a supplemental report. This allows for tracing of data to monitor the program benefits.
- This case number will cover the time period from the start of collection to the time the drugs are disposed of properly.
- Each collection/disposal will have its own case number.
- The Evidence Technician will collect the deposited drugs on a frequency deemed necessary, based on usage.
- The Evidence Technician will bag/box the deposited drugs, document a general description of the contents, and place the bag/box into Evidence until disposed of.
- The Evidence Technician will transport and witness the disposal of the collected medications at an approved incinerator site.

## Department Use of Social Media

### 338.1 PURPOSE AND SCOPE

This policy provides guidelines to ensure that any use of social media on behalf of the Department is consistent with the department mission.

This policy does not address all aspects of social media use. Specifically, it does not address:

- Personal use of social media by department members (see the Employee Speech, Expression and Social Networking Policy).
- Use of social media in personnel processes (see the Recruitment and Selection Policy).
- Use of social media as part of a criminal investigation, other than disseminating information to the public on behalf of this department (see the Investigation and Prosecution Policy).

#### 338.1.1 DEFINITIONS

Definitions related to this policy include:

**Social media** - Any of a wide array of Internet-based tools and platforms that allow for the sharing of information, such as the department website or social networking services.

### 338.2 POLICY

Social media provides a new and potentially valuable means of assisting the department and its personnel in meeting community outreach, problem solving, investigative, crime prevention, and related objectives.

The Kirkland Police Department may use social media as a method of effectively informing the public about department services, issues, investigations and other relevant events.

Department members shall ensure that the use or access of social media is done in a manner that protects the constitutional rights of all.

### 338.3 AUTHORIZED USERS

Only members authorized by the Chief of Police or the authorized designee may utilize social media on behalf of the Department. The primary members authorized with the monitoring and posting on department social media websites will be members of the Public Information Cadre. Authorized members shall use only department-approved equipment during the normal course of duties to post and monitor department-related social media, unless they are specifically authorized to do otherwise by their supervisors.

The Chief of Police may develop specific guidelines identifying the type of content that may be posted. Any content that does not strictly conform to the guidelines should be approved by a supervisor prior to posting.

# Kirkland Police Department

## Kirkland PD Policy Manual

### *Department Use of Social Media*

---

Requests to post information over department social media by members who are not authorized to post should be made through the member's chain of command.

#### **338.4 AUTHORIZED CONTENT**

Only content that is appropriate for public release, that supports the department mission and conforms to all department policies regarding the release of information may be posted.

Examples of appropriate content include:

- (a) Announcements.
- (b) Tips and information related to crime prevention.
- (c) Investigative requests for information.
- (d) Requests that ask the community to engage in projects that are relevant to the department mission.
- (e) Real-time safety information that is related to in-progress crimes, geographical warnings or disaster information.
- (f) Traffic information.
- (g) Press releases.
- (h) Recruitment of personnel.

#### **338.4.1 INCIDENT-SPECIFIC USE**

In instances of active incidents where speed, accuracy and frequent updates are paramount (e.g., crime alerts, public safety information, traffic issues), the Public Information Officer or the authorized designee will be responsible for the compilation of information to be released, subject to the approval of the Incident Commander or designee.

#### **338.5 PROHIBITED CONTENT**

Content that is prohibited from posting includes, but is not limited to:

- (a) Content that is abusive, discriminatory, inflammatory or sexually explicit.
- (b) Any information that violates individual rights, including confidentiality and/or privacy rights and those provided under state, federal or local laws.
- (c) Any information that could compromise an ongoing investigation.
- (d) Any information that could tend to compromise or damage the mission, function, reputation or professionalism of the Kirkland Police Department or its members.
- (e) Any information that could compromise the safety and security of department operations, members of the Department, victims, suspects or the public.
- (f) Any content posted for personal use.
- (g) Any content that has not been properly authorized by this policy or a supervisor.

# Kirkland Police Department

## Kirkland PD Policy Manual

### *Department Use of Social Media*

---

Any member who becomes aware of content on this department's social media site that he/she believes is unauthorized or inappropriate should promptly report such content to a supervisor. The supervisor will ensure its removal from public view and investigate the cause of the entry.

#### **338.5.1 PUBLIC POSTING PROHIBITED**

Department social media sites shall be designed and maintained to prevent posting of content by the public.

The Department may provide a method for members of the public to contact department members directly.

#### **338.6 MONITORING CONTENT**

The PIO Cadre Head will monitor and review the use of department social media. The Cadre head will immediately report any misuse of department social media. Additionally, the Cadre head will prepare a quarterly report to the Chief of Police for review. This report shall include at a minimum, the resources being used, the effectiveness of the content, any unauthorized or inappropriate content, and the resolution of any issues.

#### **338.7 RETENTION OF RECORDS**

The Administration Deputy Chief, or their designee, will establish a method of ensuring that public records generated in the process of social media use are retained in accordance with established records retention schedules.

#### **338.8 TRAINING**

In addition to relevant policy and communications training, members of the Public Information Cadre should also receive training that addresses legal issues concerning appropriate use of social media sites, privacy, civil rights and the dissemination and retention of information on department sites.

# Native American Graves Protection and Repatriation

## 339.1 PURPOSE AND SCOPE

This policy is intended to ensure the protection and security of ancient or historic grave sites, including notification of personnel responsible for cultural items, in compliance with the Native American Graves Protection and Repatriation Act (NAGPRA) (25 USC § 3001 et seq.).

### 339.1.1 DEFINITIONS

Definitions related to this policy include (43 CFR 10.2):

**Funerary objects** - Objects that, as part of the death rite or ceremony of a Native American culture, are reasonably believed to have been placed intentionally at the time of death or later with or near individual human remains. Funerary objects are either associated funerary objects or unassociated funerary objects.

Associated funerary objects are any funerary objects related to removed human remains, where the location of the human remains is known. This includes objects that were made exclusively for burial purposes or to contain human remains, regardless of the physical location or existence of any related human remains.

Unassociated funerary objects are any other funerary objects that are identified by a preponderance of the evidence such as:

- Related to human remains but the remains were not removed, or the location of the remains is unknown.
- Related to specific individuals or families.
- Removed from specific burial sites with Native American cultural affiliation.
- Removed from an area where such burial sites are known to have existed, but the site no longer exists.

**Native American human remains** - Any physical part of the body of a Native American individual.

**Objects of cultural patrimony** - Objects having ongoing historical, traditional, or cultural importance that is central to the Native American group or culture itself and, therefore, cannot be appropriated or conveyed by any individual, including members of the Native American group or Native Hawaiian organization. Such objects must have been considered inalienable by the Native American group at the time the object was separated from the group.

**Sacred objects** - Specific ceremonial objects needed by traditional Native American religious leaders for the practice of traditional Native American religions.

## 339.2 POLICY

It is the policy of the Kirkland Police Department that the protection of Native American human remains, funerary objects, associated funerary objects, unassociated funerary objects, sacred

# Kirkland Police Department

## Kirkland PD Policy Manual

### *Native American Graves Protection and Repatriation*

---

objects, or objects of cultural patrimony is the responsibility of all members. Such protection includes minimizing destruction, contamination, inadvertent disruption, or complicated custody transfer processes.

#### **339.3 COMPLIANCE WITH THE NATIVE AMERICAN GRAVES PROTECTION AND REPATRIATION ACT**

Upon discovery or arrival upon a scene where it reasonably appears that a Native American grave, human remains, funerary objects, associated funerary objects, unassociated funerary objects, sacred objects, or objects of cultural patrimony are exposed or otherwise unsecured, members shall secure the site in the same manner as a crime scene. All activity at the scene other than scene preservation activity must cease (43 CFR 10.5).

No photography or video recording may be permitted by the media or any group or individual who may wish to exhibit the remains.

Without delay, the appropriate agency or group shall be notified to respond and take control of the scene. These include the following (43 CFR 10.5):

- Federal land - Appropriate agency at the U.S. Department of the Interior or U.S. Department of Agriculture
- State land - [Medical Examiner] (RCW 68.50.645)
- Tribal land - Responsible Indian tribal official

#### **339.4 EVIDENCE AND PROPERTY**

If the location has been investigated as a possible homicide scene prior to identification as a NAGPRA site, investigators shall work with other appropriate agencies and individuals to ensure the proper transfer and repatriation of any material collected. Members shall ensure that any remains or artifacts located at the site are expediently processed (43 CFR 10.7).



## Extreme Risk Protection Orders

### 340.1 PURPOSE AND SCOPE

The purpose of this policy is to provide guidelines for petitioning and serving extreme risk protection orders (ERPO's) and accounting for the firearms and Concealed Pistol Licenses (CPL's) obtained pursuant to those orders.

#### 340.1.1 DEFINITIONS

Definitions related to this policy include:

**Extreme risk protection order** – An order prohibiting a named person from having custody or control, purchasing, possessing, accessing, receiving, or attempting to purchase or receive firearms.

**Ex parte extreme risk protection order** – An extreme risk protection order that has been issued in the absence of or without notification to the named person.

### 340.2 POLICY

It is the policy of the Kirkland Police Department to petition for and serve extreme risk protection orders in compliance with state law and to properly account for firearms and CPL's obtained by the Department pursuant to such orders.

### 340.3 EXTREME RISK PROTECTION ORDER COORDINATION

All Extreme Risk Protection Orders should be coordinated through the Investigations Unit who shall be responsible for the coordination of the following items::

- (a) Developing and maintaining procedures for the filing of a petition for an order or a renewal of an order by department members (RCW 7.105.100; RCW 7.105.105; RCW 7.105.110).
  1. This includes development of procedures to provide notice of an extreme risk protection order to persons who may be at risk of violence (RCW 7.105.110).
- (b) Identifying factors to consider when assessing whether to seek an order, including:
  1. Whether threats have been made, and if so, whether the threats are credible and specific.
  2. Whether the potential victim is within close proximity.
  3. Whether the person has expressed suicidal tendencies.
  4. Whether the person has access to firearms.
  5. Whether the person has committed an act of violence toward themselves or another person.
  6. The criminal history of the person, in particular any history of criminal violence, including whether the person is currently on parole, probation, or monitored release.

# Kirkland Police Department

## Kirkland PD Policy Manual

### *Extreme Risk Protection Orders*

---

7. The mental health history of the person, in particular whether the person has any history of mental illness or has ever been detained for being a danger to themselves or others.
  8. Any known upcoming holidays, anniversaries, or other dates of significance that may serve as a trigger for the person, such as the death of a family member.
  9. Whether the person has any history of drug or alcohol abuse.
- (c) Developing and maintaining procedures for the receipt and service of orders consistent with the requirements of RCW 7.105.150 (Methods of Service) and RCW 7.105.155 (Service by a Law Enforcement Officer). Procedures should include:
1. Methods of authorized service for orders (e.g., service by electronic means, personal service) including mechanisms and verification options for electronic service and electronic returns of service (RCW 7.105.175).
  2. Evaluation of an order to determine appropriate service and necessary precautions (see the Warrant Service Policy and the Operations Planning and Deconfliction Policy).
  - 3.
  4. Forwarding orders to the Records Supervisor for recording in appropriate databases and required notice to the court, as applicable.
  5. Preparing or obtaining a search warrant prior to attempting service of an order, when appropriate.
- (d) Coordinating with the Training Sergeant to provide officers who may be involved in petitioning for or serving orders with training on such orders. Training should include determining when a petition is appropriate, the process for seeking an order, and the service of such orders.
- (e) Reviewing each petition, and any associated court documents for an order prepared by members, for compliance with this policy, department procedures, and state law.
- (f) Developing and maintaining procedures for members to accept voluntarily surrendered prohibited items at times other than when an order is being served by the Department.
1. Procedures should include preparing and providing a receipt identifying all prohibited items to the person surrendering the items.

#### **340.4 EXTREME RISK PROTECTION ORDERS**

An officer who reasonably believes a person, including a minor (person under the age of 18), is a significant danger to themselves or another person by having in their custody or control, purchasing, possessing, accessing, receiving, or attempting to purchase or receive a firearm may request permission from the officer's supervisor to petition the court for an extreme risk protection order (RCW 7.105.100).

# Kirkland Police Department

## Kirkland PD Policy Manual

### *Extreme Risk Protection Orders*

---

#### 340.4.1 REQUIREMENTS OF PETITION

An application for an extreme risk protection order should be prepared, filed, and served consistent with state law and the procedures developed by the Investigations Unit (RCW 7.105.100; RCW 7.105.105; RCW 7.105.110).

Officers petitioning the court shall use any standard petition, order, and confidential party information forms created by the administrative office of the courts (RCW 7.105.105).

The petition shall (RCW 7.105.100; RCW 7.105.105; RCW 7.105.110):

- (a) Allege that the person poses a significant danger of causing personal injury to the person or others by having in the person's control or custody, purchasing, possessing, accessing, receiving, or attempting to purchase or receive a firearm and be accompanied by the confidential party form and declaration signed under penalty of perjury that provides the specific statements and circumstances for which relief is sought.
- (b) Identify the number, types, and locations of any firearms that the [officer\_deputy] believes to be owned, possessed, accessed, controlled, or in the custody of the person.
- (c) Identify any other known existing protection orders governing the person.
- (d) Identify, if reasonably identifiable, any pending lawsuits, complaints, petitions, or other action between the person and the Kirkland Police Department.
- (e) Include an attestation that the officer provided notice of the intent to seek the order to a family or household member of the person and to any third party who the officer reasonably believes may be at risk of violence, or an attestation to the steps that will be taken to provide this notice.

An officer may also seek an ex parte extreme risk protection order, without notice to the person, by including in the petition detailed allegations based on personal knowledge that the person poses a significant danger of causing personal injury to the person or others in the near future by having in the person's custody or control, purchasing, possessing, accessing, receiving, or attempting to purchase or receive a firearm. If necessary, the ex parte order may be obtained from an on-call, after-hours judge using the same procedures for after-hours search warrants (RCW 7.105.110).

#### 340.4.2 NOTICE TO PERSONS AT RISK

When an officer of the Kirkland Police Department petitions for an extreme risk protection order, the officer shall make a good faith effort to provide notice to an intimate partner or family or household member of the person and to any known third party who the member reasonably believes may be at risk of violence. The notice shall state the intention to seek an extreme risk protection order or that the order has already been sought and include referrals to appropriate resources, including behavioral health, domestic violence, and counseling (RCW 7.105.110).

#### 340.5 SERVICE OF ORDERS

Service of Extreme Risk Protection Orders should be made in accordance with the agency protocols.

# Kirkland Police Department

## Kirkland PD Policy Manual

### *Extreme Risk Protection Orders*

---

Personal service of ERPOs shall include copies of all forms with the exception of the confidential party information form completed by the protected party and the proof of service form (RCW 7.105.155).

Service of ERPOs should take precedence over the service of other orders, except for orders of a similar emergency nature (RCW 7.105.155).

#### 340.5.1 PERSONAL SERVICE REQUIREMENTS

When personally serving an order, including an ex parte order, the first attempt to serve an extreme risk protection order should be made within 24 hours after receipt from the court unless an emergency situation renders the service infeasible. If an emergency situation prevents a first attempt at service within 24 hours, service shall be attempted as soon as possible. If the first attempt is unsuccessful, at least two additional attempts should be made. If the order is issued against a minor under the age of 18, officers shall also make reasonable efforts to serve a copy of the order on the parent or guardian of the minor at the address where the minor resides, or the Department of Children, Youth, and Families in the case where the minor is the subject of a dependency or court approved out-of-home placement. A minor shall not be served at the minor's school unless no other address for service is known. All attempts at service must be documented on a proof of service form and submitted to the court in a timely matter (RCW 7.105.150; RCW 7.105.155; RCW 7.105.330(5)).

If personal service is not completed within 10 days, the officer should notify the petitioner, attempt to gain new information sufficient to permit service, and continue to attempt service unless otherwise notified by the court. If the petitioner is unable to provide a service address or there is evidence that the person is evading service, the officer shall use law enforcement databases to assist in locating the person. If service is not successful, all service attempts shall be documented on the proper form and submitted to the Records Supervisor for filing with the court (RCW 7.105.155).

If the protected person is present when service is attempted, the officer should take reasonable steps to separate the protected person before completing service or inquiring about any firearms (RCW 7.105.155).

#### 340.5.2 SAFETY CONSIDERATIONS

Upon receipt of extreme risk protection order, the supervisor should evaluate the circumstances of the order and consider what precautions are appropriate for service of the protection order.

When appropriate based on the circumstances and department procedures, service of an order should be executed pursuant to the Operations Planning and Deconfliction Policy.

At least two officers should be present when an order is being served.

#### 340.5.3 SURRENDER OF PROHIBITED ITEMS

The officer serving any extreme risk protection order, including an ex parte order, shall (RCW 7.105.340):

# Kirkland Police Department

## Kirkland PD Policy Manual

### *Extreme Risk Protection Orders*

---

- (a) Request that any firearms and any concealed pistol license be immediately surrendered, and issue a receipt for the surrendered items.
  - 1. The officer should ensure the original receipt is forwarded to the Records Supervisor.
- (b) Take into custody any firearms discovered in plain view or pursuant to consent or other lawful search.
- (c) As soon as practicable, but by the end of the officer's shift, submit the proof of service to the Records Supervisor.

All firearms collected shall be handled and booked in accordance with the Property and Evidence Policy.

#### **340.6 SEARCH WARRANTS**

If a person who has been served with an extreme risk protection order refuses to surrender any firearm, the officer should consider whether to seek a search warrant. If a search warrant is to be obtained, the preparation and service of the search warrant shall be done in accordance with the Warrant Service Policy.

#### **340.7 RECORDS SUPERVISOR RESPONSIBILITIES**

The Records Supervisor is responsible for ensuring that:

- (a) Orders received from the court are entered into the national instant criminal background check system or any other federal or state computer-based system used by the Department that identifies prohibited purchasers of firearms, and into any other computer-based criminal intelligence information systems used by the Department that lists outstanding warrants (RCW 7.105.350).
- (b) The original receipt of surrendered firearms is filed with the court within 72 hours of service of an extreme risk protection order. A copy of the receipt shall also be properly maintained by the Department (RCW 7.105.340).
- (c) Any proofs of service for notices or orders are filed with the court.
- (d) Expired or terminated orders entered into computer-based systems by the Department are removed (RCW 7.105.350).
- (e) Orders that could not be personally served should be returned to the issuing court on the next judicial day following the last service attempt (RCW 7.105.155).
  - 1. The return should be made on the appropriate form and include the reason that service was unsuccessful.

#### **340.8 COURT-ORDERED FIREARMS SURRENDERS**

Authorized members should accept firearms and a concealed pistol license from any person who is the subject of an extreme risk protection order. The member receiving any firearm shall:

- (a) Record the person's name, address, and telephone number.
- (b) Record the serial number of the firearm.

# Kirkland Police Department

## Kirkland PD Policy Manual

### *Extreme Risk Protection Orders*

---

- (c) Prepare an incident report and property report.
- (d) Provide a property receipt to the person who surrendered the firearms (RCW 7.105.340).
  - 1. The original receipt is to be forwarded to the Records Supervisor.
- (e) Package and submit the firearms in accordance with the Property and Evidence Policy.

#### **340.9 ORDERS TO SHOW CAUSE**

When the Department receives notice from the court of an order to show cause, the Investigation Unit supervisor should address any requirements involving the Department, including the following (RCW 7.105.340):

- (a) Fulfilling any additional service requirements for the order to show cause
- (b) Providing the court a complete list of firearms surrendered by the person pursuant to the extreme risk protection order that are in the possession of the Department
- (c) Providing the court with verification that any concealed pistol license was surrendered by the person pursuant to the extreme risk protection order and that the agency with authority to revoke the license has been notified
- (d) Filing an affidavit with the court where there is reasonable suspicion that the person who is subject to the extreme risk protection order is not in full compliance with the terms, including the basis for the belief

#### **340.10 STANDARD FOR ARREST**

When an officer has confirmed that a valid extreme risk protection order exists and has probable cause to believe the person has knowledge of the order and violated that order, the officer shall make an arrest and take the person into custody (RCW 10.31.100).

#### **340.11 RELEASE OF FIREARMS**

Firearms that were taken into custody or surrendered pursuant to an extreme risk protection order should be returned to the restrained person upon the expiration of the order, only after confirming, through a background check, that the respondent is currently eligible to own or possess firearms under federal and state law, and after confirming with the court that the extreme risk protection order has terminated or has expired without renewal. (RCW 7.105.345).

A law enforcement agency must, if requested, provide prior notice of the return of a firearm to a respondent to family or household members and to an intimate partner of the respondent in the manner provided in RCW 9.41.340 and 9.41.345.

#### **340.12 RENEWAL OF EXTREME RISK PROTECTION ORDER**

The Investigation Unit supervisor is responsible for review of an extreme risk protection order obtained by the Department, to determine if renewal should be requested within the time prescribed by law (RCW 7.105.410).

# Kirkland Police Department

## Kirkland PD Policy Manual

### *Extreme Risk Protection Orders*

---

#### **340.13 TRAINING**

The Training Sergeant shall ensure that members receive training on the service of Protection Orders, ERPO's and Orders to Surrender Weapons.

## Community Relations

### 341.1 PURPOSE AND SCOPE

The purpose of this policy is to provide guidelines for community relationship-building.

Additional guidance on community relations and outreach is provided in other policies, including the:

- Hate Crimes Policy.
- Limited English Proficiency Services Policy.
- Communications with Persons with Disabilities Policy
- Patrol Function Policy.
- Suspicious Activity Reporting Policy.
- Navigator/MHP Policy.

### 341.2 POLICY

It is the policy of the Kirkland Police Department to promote positive relationships between department members and the community by treating community members with dignity and respect and engaging them in public safety strategy development and relationship-building activities, and by making relevant policy and operations information available to the community in a transparent manner.

### 341.3 MEMBER RESPONSIBILITIES

Officers should, as time and circumstances reasonably permit:

- (a) Make casual and consensual contacts with community members to promote positive community relationships (see the Contacts and Temporary Detentions Policy).
- (b) Become reasonably familiar with the schools, businesses, and community groups in their assigned jurisdictional areas.
- (c) Work with community members and the department Neighborhood Resource Officers to identify issues and solve problems related to community relations and public safety.
- (d) Conduct periodic foot patrols of their assigned areas to facilitate interaction with community members. Officers carrying out foot patrols should notify an appropriate supervisor and NORCOM of their status (i.e., on foot patrol) and location before beginning and upon completion of the foot patrol. They should also periodically inform NORCOM of their location and status during the foot patrol.

### 341.4 NEIGHBORHOOD RESOURCE OFFICERS

The Chief of Police or the authorized designee should designate members of the Department to serve as Neighborhood Resource Officers (NRO's). NRO's work under the supervision of the Community Services Unit Sergeant in the Professional Standards Division. They are responsible for:



# Kirkland Police Department

## Kirkland PD Policy Manual

### *Community Relations*

---

- (a) Obtaining department-approved training related to his/her responsibilities.
- (b) Responding to requests from department members and the community for assistance in identifying issues and solving problems related to community relations and public safety.
- (c) Working with community groups, department members and other community resources to (RCW 43.101.240):
  - (a) Identify and solve public safety problems within the community.
  - (b) Organize programs and activities that help build positive relationships between department members and the community and provide community members with an improved understanding of department operations.
- (d) Recognizing department and community members for exceptional work or performance in community relations efforts.
- (e) Attending City Council and other community meetings to obtain information on community relations needs.
- (f) Informing his/her supervisor of developments and needs related to the furtherance of the department's community relations goals, as appropriate.
- (g) Co-responding with the department MHP/Navigator to mental health and crisis-related calls for service and developing programs and processes as outlined in the MHP/Navigator policy.
- (h) Performing other functions as listed in the NRO job description.

#### **341.5 COMMUNITY AND YOUTH ACTIVITIES AND PROGRAMS**

The Neighborhood Resource Officer should organize or assist with programs and activities that create opportunities for department members and community members, especially youth, to interact in a positive setting. An example of such programs includes:

- (a) Youth leadership and life skills mentoring such as the Explorer Post.
- (b) Coffee With A Cop
- (c) National Night Out Against Crime

#### **341.6 INFORMATION SHARING**

The Neighborhood Resource Officer should work with the Public Information Officer to develop methods and procedures for the convenient sharing of information (e.g., major incident notifications, significant changes in department operations, comments, feedback, positive events) between the Department and community members. Examples of information-sharing methods include:

- (a) Community meetings.
- (b) Social media (see the Department Use of Social Media Policy).
- (c) Department website postings.

# Kirkland Police Department

## Kirkland PD Policy Manual

### *Community Relations*

---

Information should be regularly refreshed to inform and engage community members continuously.

#### **341.7 LAW ENFORCEMENT OPERATIONS EDUCATION**

The Neighborhood Resource Officer should develop methods to educate community members on general law enforcement operations so they may understand the work that officers do to keep the community safe. Examples of educational methods include:

- (a) Development and distribution of informational cards/flyers.
- (b) Department website postings.
- (c) Citizen academies.

Instructional information should include direction on how community members should interact with the police during enforcement or investigative contacts and how community members can make a complaint to the department regarding alleged misconduct or inappropriate job performance by department members.

#### **341.8 SAFETY AND OTHER CONSIDERATIONS**

Department members responsible for community relations activities should consider the safety of the community participants and, as much as reasonably practicable, not allow them to be present in any location or situation that would jeopardize their safety.

Department members in charge of community relations events should ensure that participating community members have completed waiver forms before participation, if appropriate. A parent or guardian must complete the waiver form if the participating community member has not reached 18 years of age.

Community members are subject to a criminal history check before approval for participation in certain activities, such as citizen academies.

#### **341.9 TRAINING**

Subject to available resources, members should receive training related to this policy, including training on topics such as:

- (a) Effective social interaction and communication skills.
- (b) Cultural, racial and ethnic diversity and relations.
- (c) Building community partnerships.
- (d) Community policing and problem-solving principles.
- (e) Enforcement actions and their effects on community relations.

Where practicable and appropriate, community members, especially those with relevant expertise, should be involved in the training to provide input from a community perspective.

---

# Generative Artificial Intelligence Use

## 342.1 PURPOSE AND SCOPE

The purpose of this policy is to provide guidelines for department use of generative artificial intelligence (GenAI). This policy does not apply to artificial intelligence that is integrated into facial recognition applications, voice recognition applications, biometric access controls, or software that redacts documents or video or similar applications.

Additional guidelines for the use of department information technology resources are found in the Information Technology Use Policy and the City of Kirkland's Administrative Policy Manual, specifically the Generative Artificial Intelligence Use Policy.

### 342.1.1 DEFINITIONS

Definitions related to this policy include:

**Generative artificial intelligence (GenAI)** - A type of artificial intelligence that is algorithmically trained on one or more large data sets and designed to generate new and unique data (e.g., text, pictures, video) in response to a prompt (generally questions, instructions, images, or video) input by the user.

**Responsive generative AI tools (Responsive)** - AI tools that interact directly with community members and employees to provide information from the City's website or similar discrete set of City-generated or City-curated content.

**Supportive generative AI tools (Supportive)** - AI tools capable of generating text, images, or other data from sources not-limited to City-generated content in response to employee-provided prompts.

## 342.2 POLICY

The use of GenAI systems has the potential to provide unique benefits within a law enforcement agency by providing ways to increase operational efficiency, enhance department procedures, and improve the overall effectiveness of the Kirkland Police Department.

However, the prompts input into GenAI systems can present risks to both individuals and law enforcement agencies by making accessible to the public information such as department tactics, investigative and training techniques, confidential information (e.g., confidential informants, protected information), active investigations, and security procedures. In addition, without safeguards in place, GenAI can produce unintended discriminatory or biased output as well as content that is inaccurate, misleading, or copyrighted.

It is the policy of the Department to develop, implement, and use GenAI ethically and responsibly in a way that minimizes potential risk and harm in accordance with the guidelines set forth below.

Any function carried out by a member of the Department using GenAI is subject to the same laws, rules, and policies as if carried out without the use of GenAI. The use of GenAI does not permit any law, rule, or policy to be bypassed or ignored.

# Kirkland Police Department

## Kirkland PD Policy Manual

### *Generative Artificial Intelligence Use*

---

At this time, members are not to utilize GenAI systems to write their case reports, incident reports, or any other official work product until such a system has been vetted and approved by the Chief of Police.

#### **342.3 RESPONSIBILITIES**

##### **342.3.1 CHIEF OF POLICE**

The Chief of Police or an authorized designee shall approve all GenAI systems, their acceptable uses, and their authorized user groups prior to the use, implementation, or development for any department functions.

#### **342.4 USE OF GENERATIVE AI**

The use of department GenAI systems by department members shall be limited GenAI systems for which they have been authorized to use and have received proper training.

Members shall use AI-generated content as an informational tool and not as a substitution for human judgment or decision-making. Members shall not represent AI-generated content as their own original work.

AI-generated content should be considered draft material only and shall be thoroughly reviewed prior to use. Before relying on AI-generated content, members should:

- (a) Obtain independent sources for information provided by GenAI and take reasonable steps to verify that the facts and sources provided by GenAI are correct and reliable.
- (b) Review prompts and output for indications of bias and discrimination and take steps to mitigate its inclusion when reasonably practicable (see the Bias-Based Policing Policy).
- (c) Include a statement in the final document or work product that GenAI was used to aid in its production.

##### **342.4.1 PRIVACY CONSIDERATIONS**

Information not otherwise available to the public, including data reasonably likely to compromise an investigation, reveal confidential law enforcement techniques, training, or procedures, or risk the safety of any individual if it were to become publicly accessible, shall not be input into a GenAI system unless contractual safeguards are in place to prevent such information from becoming publicly accessible. Members should instead use generic unidentifiable inputs, such as "suspect" or "victim," and hypothetical scenarios whenever possible.

Protected information should only be input into GenAI systems that have been approved for such use and comply with applicable privacy laws and standards (see the Protected Information Policy).

#### **342.5 PROHIBITED USE**

Members shall not use GenAI systems to rationalize a law enforcement decision, or as the sole basis of research, interpretation, or analysis of the law or facts related to a law enforcement contact or investigation.

# Kirkland Police Department

## Kirkland PD Policy Manual

### *Generative Artificial Intelligence Use*

---

Members shall not create user accounts in their official capacity or input work-related data (including information learned solely in the scope of their employment) into publicly available GenAI systems unless the system has been approved by the Chief of Police or the authorized designee for the intended use.

Members shall not utilize GenAI systems to write their case reports, incident reports, or any other official work product until such a system has been vetted and approved by the Chief of Police.

## **Chapter 4 - Patrol Operations**

## Patrol Function

### 400.1 PURPOSE AND SCOPE

The purpose of this policy is to define the functions of the patrol unit of the Department to ensure intra-department cooperation and information sharing.

#### 400.1.1 FUNCTION

Officers will generally patrol in clearly marked vehicles, patrol assigned jurisdictional areas of Kirkland, respond to calls for assistance, act as a deterrent to crime, enforce state and local laws and respond to emergencies 24 hours per day seven days per week.

Patrol will generally provide the following services within the limits of available resources:

- (a) Patrol that is directed at the prevention of criminal acts, traffic violations and collisions, the maintenance of public order, the discovery of hazardous situations or conditions and on view activities.
- (b) Crime prevention activities such as residential inspections, business inspections, community presentations, etc.
- (c) Calls for service, both routine and emergency in nature.
- (d) Investigation of both criminal and non-criminal acts.
- (e) The apprehension of criminal offenders.
- (f) Community Oriented Policing and Problem Solving activities such as citizen assists and individual citizen contacts of a positive nature.
- (g) The sharing of information between the Patrol and other units within the Department, as well as other outside governmental agencies.
- (h) The application of resources to specific problems or situations within the community, which may be improved or resolved by Community Oriented Policing and problem solving strategies.
- (i) Traffic enforcement, direction and control.

#### 400.1.2 TERRORISM

It is the goal of the Kirkland Police Department to make every reasonable effort to accurately and appropriately gather and report any information that may relate to either foreign or domestic terrorism. Officers should advise a supervisor as soon as practicable of any activity believed to be terrorism related and should document such incidents with a written report. The supervisor should ensure that all terrorism related reports are forwarded to the Investigation Unit Supervisor in a timely fashion.

# Kirkland Police Department

## Kirkland PD Policy Manual

### *Patrol Function*

---

#### **400.2 PATROL INFORMATION SHARING PROCEDURES**

The following guidelines are intended to develop and maintain intra-department cooperation and information flow between the various divisions of the Kirkland Police Department.

##### 400.2.1 CRIME ANALYSIS UNIT

The Crime Analysis Unit (CAU) will be the central unit for information exchange. Criminal information and intelligence reports will be distributed by the Crime Analysis Unit through e-mails, bulletins and shift briefings to all divisions within the Department.

##### 400.2.2 CRIME REPORTS

A crime report may be completed by any patrol officer who receives criminal information. The report will be processed and forwarded to the Records Unit for filing and retention. After supervisor review, the report may also be forwarded to the Investigations Unit for additional follow-up if necessary.

##### 400.2.3 PATROL BRIEFING

Patrol supervisors, Investigation supervisors, and special unit supervisors are encouraged to share information as much as possible. All supervisors and/or officers will be provided an opportunity to share information at the daily Patrol Briefings as time permits.

##### 400.2.4 INFORMATION CLIPBOARDS

Several information clipboards will be maintained in the briefing room and will be available for review by officers from all divisions within the Department. These will include, but not be limited to, KPD bulletins, outside agency bulletins, wanted person information and Teletypes.

Personnel Orders will be distributed via e-mail and posted on the bulletin board of the Chief's Administrative Assistant.

#### **400.3 CROWDS, EVENTS AND GATHERINGS**

Officers may encounter gatherings of people, including but not limited to, civil demonstrations, civic, social and business events, public displays, parades and sporting events. Officers should monitor such events as time permits in an effort to keep the peace and protect the safety and rights of those present. A patrol supervisor should be notified when it becomes reasonably foreseeable that such an event may require increased monitoring, contact or intervention.

Officers responding to an event or gathering that warrants law enforcement involvement should carefully balance the speech and association rights of those present with applicable public safety concerns before taking enforcement action. Officers are encouraged to contact organizers or responsible persons to seek voluntary compliance that may address relevant public safety/order concerns.

Officers should consider enforcement of applicable state and local laws, when the activity blocks the entrance or egress of a facility or location and when voluntary compliance with the law is not achieved.



# Kirkland Police Department

## Kirkland PD Policy Manual

### *Patrol Function*

---

#### 400.3.1 SCENE SUPERVISION

A supervisor will respond and take command of all situations relating to or involving any civil unrest. Officers will ensure that a supervisor is notified.

Any officer in charge of a situation may request the presence of a Sergeant/Shift Supervisor. The supervisor will assess the situation and assume command, as they deem necessary. The supervisor may further request the assistance and/or response of command personnel.

#### 400.3.2 MASS ARREST PROTOCOL

Occasionally, public gatherings turn into unlawful or unsafe public disturbances. The Kirkland Police Department has the responsibility to maintain the peace, and protect life and property during these disturbances. All alternatives should be explored prior to using force and/or initiating mass arrests. Mass arrests are those incidents having a likelihood of more than ten (10) arrests at one time.

- In the event of a possible mass arrest situation, local hospitals and King County Jail will be notified as necessary.

#### Command and Control

- (a) At any scene where mass arrests are contemplated, the first objective is to establish a command post in a secure area.
- (b) The on-scene supervisor will assign personnel to pick up the field arrest processing kit.
- (c) The field supervisor will assign personnel to pick up the Kirkland Police Jail Transport Vehicle.
- (d) The same, or another, officer will be assigned to pick up another jail transport vehicle from another jurisdiction or the Kirkland Parks Department senior citizens van, or other assigned vehicle, and return it to the command post.
- (e) If the incident involves more than twenty-five (25) arrests, the field supervisor may consider using a Metro bus as a transport vehicle. A metro bus may be requested via the on call Metro Supervisor, or the King County Jail may be contacted for a jail bus and personnel.
- (f) The on-scene supervisor will contact the Operations Lieutenant and:
  1. Apprise the Corrections Lieutenant, Corrections Sergeant, and the on-duty corrections supervisor of the situation, the location of the command post, and request authorization to open a temporary detention/release facility if needed.
  2. If authorized, the Corrections Lieutenant or his/her designee shall designate a temporary detention/release facility.
  3. Assign Corrections and Patrol officer(s) to staff the temporary detention/release facility.
  4. If the on-scene supervisor feels that mutual aid is necessary he/she may request personnel or other resources from other jurisdictions, upon approval of the Operations Lieutenant, Operations Captain, or the Chief of Police and pursuant to mutual aid agreements. If additional personnel are requested, the supervisor

# Kirkland Police Department

## Kirkland PD Policy Manual

### *Patrol Function*

---

will ensure that unity of command is maintained with all police action under the control of the command post.

5. Designate a staging area and assign an officer to be a liaison at this staging area.

#### Guide to resources available and the procedures to be followed in mass arrest situations

- (a) Arrests Procedures - Persons arrested will be handcuffed and removed as soon as possible from the scene to a nearby holding area for initial processing and to await transportation to jail or a temporary detention area.
  1. A Corrections Officer may be assigned as booking officer at the jail or the temporary detention area to complete the required paperwork for the arrest procedure. Upon completion of the booking process, the prisoners may be released on bail, taken for court appearance (if during hours of court operation), confined in a jail cell, or transported to the county jail or other nearby jail facility for confinement.
- (b) Juvenile offenders will be kept separate from other arrestees and handled according to policy.
- (c) Transportation arrangements will be made by the person in charge, or his/her designee. Phone numbers for mass transportation are maintained by NORCOM.
- (d) Detention Facilities - Arrangements will be made for the use of a relatively large and conveniently located facility should the need arise for a temporary detention area.
- (e) Evidence Collection - During the police operation at the incident scene, an officer will be assigned to provide evidence collection work, in addition to other duties, as determined by the on-scene supervisor.
- (f) Each arresting officer is to search their prisoner for weapons or items of evidentiary value. Property to be held as evidence will be sealed in an evidence collection bag or envelope, identified and secured. Property to be returned will be marked with the prisoner's name and attached to the prisoner's paper work.
- (g) Security - The appropriate number of officers shall be assigned to maintain exterior and interior security of the field booking facility. The security detail shall provide assistance to arresting officers and those working in the field booking facility.
- (h) Identification - Upon arrival at the holding area each arresting officer will do the following;
  1. Fill out a prisoner ID bracelet with the officer's ID number, prisoner's name and date of birth, and attach it to the prisoner's wrist.
  2. Fill out the photo/ID slate with the prisoner's name, date of birth, current date and time, and citation number and/or case number.
  3. Have the prisoner and officer photographed together using a digital camera.
  4. Complete the appropriate charge forms.
    - (a) Misdemeanor - Ensure time, date, location, and charge portion of citation is complete. Then sign and date it.

# Kirkland Police Department

## Kirkland PD Policy Manual

### *Patrol Function*

---

- (b) Felony - The arresting officer will complete the time, date, location, charge portion, and signature portion of any paperwork required. In this instance, the transporting officer will be completing the prisoner identification portions of all paperwork accompanying the prisoner.
  - 5. Juveniles - The arresting officer will complete the time, date, location, charge portion, and signature portion of any paperwork required.
  - 6. The arresting officer will remove their handcuffs and re-secure the prisoner with flex-cuffs.
  - 7. The arresting officer will staple the photograph to the citation or report form and take it with the prisoner to the van or bus for transportation to a temporary detention/release facility.
- (i) Interagency Agreements - Mutual Aid, Chapter 89, Washington Laws of 1985, Section 7 makes provision for the Kirkland Police Department to enter into interagency agreements for “consent to the full exercise of peace officer powers”. The intent of Mutual Aid Agreements, see Mutual Aid and Outside Agency Assistance Policy, includes provisions for those situations where the nature and size of the incident require assistance from other law enforcement agencies. In civil disturbance situations requiring outside agency assistance, those officers will be assigned first to provide security at the holding area, the temporary detention area, and the designated medical facility when any prisoner is taken there for treatment.
- 1. If feasible, Mutual Aid agencies shall be contacted prior to the event/incident to ascertain extent of aid available to the Kirkland Police Department.
  - 2. Officers from other agencies will be assigned additional duties as needed. Consideration should be given to using them primarily where detailed knowledge of the City's geography and departmental policies and procedures are not essential.
  - 3. Any use of outside agencies will be consistent with the state and federal laws, as well as current mutual aid agreements. Authorization to request mutual aid assistance or to grant assistance shall come from the Chief of Police or his/her representative only.
- (j) Defense Counsel Visits - The arresting officer(s) will advise all prisoners of their constitutional rights. During a mass arrest incident the first opportunity for a detained person to consult legal counsel is after the booking process has been completed at the jail.
- (k) Court and Prosecutorial Liaison - When a mass arrest situation is anticipated; the City Attorney or designee, or in the event that those persons are not available, then the County Prosecutor or their designee shall be contacted for legal guidance. An officer will be selected as a liaison and the liaison officer will solicit legal advice from the attorney who will be available to give advice for the duration of the incident.
- (l) All media and public relations will be handled by assigned department personnel. As time permits, the on-scene supervisor may handle press relations if a PIO (Public Information Officer) is unavailable.

# Kirkland Police Department

## Kirkland PD Policy Manual

### *Patrol Function*

---

- (m) Food, Water, and Sanitation - If transportation to jail is not immediately available, the temporary detention facility chosen must have shelter, warmth, water, sanitation facilities, and be a place where food can be served if the detention extends through normally recognized meal times.
- (n) Medical evaluation will be provided as needed by Fire Department Aid Units and/or Medics. Any prisoner needing treatment beyond the capability of the Aid Units will be transported to a medical facility.

## Bias-Based Policing

### 401.1 PURPOSE AND SCOPE

This policy provides guidance to department members that affirms the Kirkland Police Department's commitment to policing that is fair and objective. Nothing in this policy prohibits the use of specified characteristics in law enforcement activities designed to strengthen the department's relationship with its diverse communities (e.g., cultural and ethnicity awareness training, youth programs, community group outreach, partnerships) (RCW 43.101.410).

#### 401.1.1 DEFINITIONS

Definitions related to this policy include:

**Bias-based policing or improper profiling** - An inappropriate reliance on actual or perceived characteristics such as race, ethnicity, national origin (including limited English proficiency), religion, sex, sexual orientation, gender identity or expression, economic status, age, cultural group, disability, or affiliation with any non-criminal group (protected characteristics) as the basis for providing differing law enforcement service or enforcement.

### 401.2 POLICY

The Kirkland Police Department is committed to providing law enforcement services to the community with due regard for the racial, cultural or other differences of those served. It is the policy of this department to provide law enforcement services and to enforce the law equally, fairly, objectively and without discrimination toward any individual or group.

### 401.3 BIAS-BASED POLICING PROHIBITED

Bias-based policing is strictly prohibited.

However, nothing in this policy is intended to prohibit an officer from considering protected characteristics in combination with credible, timely and distinct information connecting a person or people of a specific characteristic to a specific unlawful incident, or to specific unlawful incidents, specific criminal patterns or specific schemes.

#### 401.3.1 OTHER PROHIBITIONS

The Kirkland Police Department also condemns the illegal use of an individual or group's attire, appearance, or mode of transportation, including the fact that an individual rides a motorcycle or wears motorcycle-related paraphernalia, as a factor in deciding to stop and question, take enforcement action, arrest, or search a person or vehicle with or without a legal basis under the United States Constitution or Washington State Constitution (RCW 43.101.419).

Additionally, members shall not collect information from a person based on religious belief, practice, or affiliation unless permitted under state law. Members shall not (RCW 42.60.020; RCW 42.60.030):

# Kirkland Police Department

## Kirkland PD Policy Manual

### *Bias-Based Policing*

---

- (a) Provide or disclose to federal government authorities personally identifiable information about a person's religious belief, practice, or affiliation unless the member is being questioned as a witness to a crime.
- (b) Assist federal government authorities in compiling personal information about a person's religious belief, practice, or affiliation.
- (c) Investigate or enforce any requirement that a person register with the federal government or a federal agency based on religion.

#### **401.4 MEMBER RESPONSIBILITIES**

Every member of this department shall perform his/her duties in a fair and objective manner and is responsible for promptly reporting any suspected or known instances of bias-based policing to a supervisor. Members should, when reasonable to do so, intervene to prevent any biased-based actions by another member.

##### **401.4.1 REASON FOR CONTACT**

Officers contacting a person shall be prepared to articulate sufficient reason for the contact independent of the protected characteristics of the individual.

To the extent that written documentation would otherwise be completed (e.g., arrest report, field interview (FI) card), the involved officer should include those facts giving rise to the contact, as applicable.

Nothing in this policy shall require any officer to document a contact that would not otherwise require reporting.

##### **401.4.2 REPORTING TRAFFIC STOPS**

Each time an officer makes a traffic stop, the officer shall report any demographic information required by the Department (RCW 43.101.410).

##### **401.4.3 BUSINESS CARDS**

Officers shall provide a business card upon request. The business card shall contain identifying information including, but not limited to, the officer's name, title, personnel number, and a telephone number.

#### **401.5 SUPERVISOR RESPONSIBILITIES**

Supervisors should monitor those individuals under their command for compliance with this policy and shall handle any alleged or observed violations in accordance with the Personnel Complaints Policy.

- (a) Supervisors should discuss any issues with the involved officer and his/her supervisor in a timely manner and should document these discussions in the prescribed manner.
- (b) Supervisors shall initiate investigations of any actual or alleged violations of this policy. Investigations may include review of portable audio/video recordings, MCT data and any other available resource used to document contact between officers and the public.

# Kirkland Police Department

## Kirkland PD Policy Manual

### *Bias-Based Policing*

---

1. Recordings that capture a potential instance of bias-based policing should be appropriately retained for administrative investigation purposes.
- (c) Supervisors should take prompt and reasonable steps to address any retaliatory action taken against any member of this department who discloses information concerning bias-based policing.

#### **401.6 STATE REPORTING**

Subject to any fiscal constraints, the Investigations Unit Lieutenant should review available data related to traffic stops, including demographic data, existing procedures, practices and training, as well as complaints. The data should be analyzed for any patterns or other possible indicators of racial- or bias-based profiling and included in an annual report for the Washington Association of Sheriffs and Police Chiefs (WASPC) (RCW 43.101.410(3)).

#### **401.7 ADMINISTRATION**

The Investigations Unit Lieutenant shall review the efforts of the Department to provide fair and objective policing and submit an annual report, including public concerns and complaints, to the Chief of Police. The annual report should not contain any identifying information about any specific complaint, citizen, or officers. It shall be reviewed and approved by the Chief of Police to identify any changes in training or operations that should be made to improve service.

Supervisors should review the annual report submitted to the WASPC and discuss the results with those they are assigned to supervise.

##### **401.7.1 INCIDENT REVIEW AND ANALYSIS**

The annual report shall include a management review and analysis of bias-based profiling incidents and should address any policy, procedure, training, and/or personnel issues identified during the review process.

#### **401.8 TRAINING**

Training on fair and objective policing and review of this policy shall be conducted annually and include (RCW 43.101.410):

- (a) Explicit and implicit biases.
- (b) Avoiding improper profiling.

## Briefing

### 402.1 PURPOSE AND SCOPE

This policy discusses the activity of briefing and includes the tasks that should be accomplished during this short period.

### 402.2 POLICY

Briefing is intended to facilitate the accurate flow of information in order to enhance coordination of activities, improve performance and safety, and outline the expected actions of members.

### 402.3 BRIEFING

All divisions and specialized units will conduct regular briefing to discuss, disseminate, and exchange information among department members, work groups, and other organizations. A supervisor generally will conduct briefing. However, the supervisor may delegate this responsibility to a subordinate member in their absence or for training purposes.

Briefing should include but is not limited to:

- (a) Providing members with information regarding daily activities, with particular attention given to changes in the status of:
  - 1. Wanted persons.
  - 2. Crime patterns.
  - 3. Suspect descriptions.
  - 4. Intelligence reports and photographs.
  - 5. Community issues affecting law enforcement.
  - 6. Major investigations.
- (b) Notifying members of changes in schedules and assignments.
- (c) Reviewing recent incidents for situational awareness and training purposes.
- (d) Providing training on a variety of subjects.
- (e) Conducting periodic personnel inspections.

Supervisors should also ensure that all members are informed about Special Orders and any recent policy changes.

#### 402.3.1 RETENTION OF BRIEFING TRAINING RECORDS

Briefing training materials and a curriculum or summary shall be forwarded to the Training Sergeant for inclusion in training records, as appropriate.

### 402.4 PREPARATION OF MATERIALS

The member conducting briefing is responsible for preparation of the materials necessary for a constructive briefing.



# Kirkland Police Department

## Kirkland PD Policy Manual

### *Briefing*

---

#### 402.4.1 BRIEFING TRAINING

When possible, Briefing training should be planned in advance and in a manner that has a minimal impact to the squad's operational readiness. All training must be documented on a training attendance roster and forwarded to the Training Officer for tracking purposes.

#### **402.5 TRAINING**

Briefing training should incorporate short segments on a variety of subjects or topics and may include:

- (a) Review and discussion of new or updated policies.
- (b) Presentation and discussion of the proper application of existing policy to routine daily activities.
- (c) Presentation and discussion of the proper application of existing policy to unusual activities.
- (d) Review of recent incidents for training purposes.

## Crime and Disaster Scene Integrity

### 403.1 PURPOSE AND SCOPE

The purpose of this policy is to provide guidance in handling a major crime or disaster.

### 403.2 POLICY

It is the policy of the Kirkland Police Department to secure crime or disaster scenes so that evidence is preserved, and to identify and mitigate the dangers associated with a major crime or disaster scene for the safety of the community and those required to enter or work near the scene.

### 403.3 SCENE RESPONSIBILITY

The first officer at the scene of a crime or major incident is generally responsible for the immediate safety of the public and preservation of the scene. Officers shall also consider officer safety and the safety of those persons entering or exiting the area, including those rendering medical aid to any injured parties. Once an officer has assumed or been assigned to maintain the integrity and security of the crime or disaster scene, the officer shall maintain the crime or disaster scene until he/she is properly relieved by a supervisor or other designated person.

### 403.4 FIRST RESPONDER CONSIDERATIONS

The following list generally describes the first responder's function at a crime or disaster scene. This list is not intended to be all-inclusive, is not necessarily in order and may be altered according to the demands of each situation:

- (a) Broadcast emergency information, including requests for additional assistance and resources.
- (b) Provide for the general safety of those within the immediate area by mitigating, reducing or eliminating threats or dangers.
- (c) Locate or identify suspects and determine whether dangerous suspects are still within the area.
- (d) Provide first aid to injured parties if it can be done safely.
- (e) Evacuate the location safely as required or appropriate.
- (f) Secure the inner perimeter.
- (g) Protect items of apparent evidentiary value.
- (h) Secure an outer perimeter.
- (i) Identify potential witnesses.
- (j) Start a chronological log noting critical times and personnel allowed access.
- (k) Set up a command post.

### 403.5 SEARCHES

Officers arriving at crime or disaster scenes are often faced with the immediate need to search for and render aid to victims, and to determine if suspects are present and continue to pose a threat.

# Kirkland Police Department

## Kirkland PD Policy Manual

### *Crime and Disaster Scene Integrity*

---

Once officers are satisfied that no additional suspects are present and/or there are no injured persons to be treated, those exigent circumstances will likely no longer exist. Officers should thereafter secure the scene and conduct no further search until additional or alternate authority for the search is obtained, such as consent or a search warrant.

#### **403.5.1 CONSENT**

When possible, officers should seek written consent to search from authorized individuals. However, in the case of serious crimes or major investigations, it may be prudent to also obtain a search warrant. Consent as an additional authorization may be sought, even in cases where a search warrant has been granted.

#### **403.6 EXECUTION OF HEALTH ORDERS**

Sworn members of this department shall enforce all lawful orders of the local health officer, issued for the purpose of preventing the spread of any contagious, infectious or communicable disease (RCW 70.05.070; WAC 246-100-040(2)).

#### **403.7 INVESTIGATION DEPUTY CHIEF RESPONSIBILITIES**

The Investigation Deputy Chief is responsible for ensuring procedures are established that are consistent with the Washington State Patrol Crime Laboratory Division Crime Scene Procedures Manual, including, but not limited to:

- (a) Ensuring reasonable access to qualified personnel, equipment and supplies for processing crime scenes.
- (b) Establishing procedures for collecting, processing and preserving physical evidence in the field.
- (c) Establishing procedures for photographing, video-recording and other imaging used to collect and preserve evidence.
- (d) Establishing procedures for processing, developing, lifting and labeling fingerprints.
- (e) Establishing procedures for the safe collection, storage, transportation and submission of biological and other evidence for DNA testing and evaluation.

## Special Operations Unit

### 404.1 PURPOSE AND SCOPE

The Special Operations Unit (SOU) is a member of the North Sound Metro Regional SWAT team and is comprised of two specialized teams: the Crisis Negotiation Team (CNT) and the Special Response Team (SRT). The unit has been established to provide specialized support in handling critical field operations where intense negotiations and/or special tactical deployment methods beyond the capacity of field officers appear to be necessary.

#### 404.1.1 OPERATIONAL AND ADMINISTRATIVE POLICY

The sections of this policy are divided into Administrative and Operational Policy and Procedures. Since situations that necessitate the need for such a police response vary greatly from incident to incident and such events often demand on-the-scene evaluation, the Operational sections serve as a guideline to department personnel allowing for appropriate on scene decision making as required. The Administrative Procedures, however, are more restrictive and few exceptions should be taken. The North Sound SWAT team, as a regional team, will operate under its own Command structure, Policies, and Procedures.

#### 404.1.2 SWAT TEAM DEFINED

The Special Operations Unit (SOU) is a designated unit of law enforcement officers that are specifically trained and equipped to work as a coordinated team to resolve critical incidents that are so hazardous, complex, or unusual that they may exceed the capabilities of first responders or investigative units including, but not limited to, hostage taking, barricaded suspects, snipers, terrorist acts and other high-risk incidents. As a matter of department policy, such a unit may also be used to serve high-risk warrants, both search and arrest, where public and officer safety issues warrant the use of such a unit.

### 404.2 POLICY

It shall be the policy of this department to maintain a Special Operations Unit that is part of the North Sound Metro SWAT team and to provide the equipment, manpower, and training necessary to maintain the SOU and its presence on the regional SWAT team. North Sound Metro SWAT team should develop sufficient resources to perform three basic operational functions:

- (a) Command and Control
- (b) Containment
- (c) Entry/Apprehension/Rescue

It is understood it is difficult to categorize specific capabilities for critical incidents. Training needs may vary based on the experience level of the team personnel, team administrators and potential incident commanders. Nothing in this policy shall restrict SOU members from conducting additional training outside of their affiliation with the regional SWAT team. Nothing in this policy shall prohibit individual teams from responding to a situation that exceeds their training levels due to the exigency of the circumstances. The preservation of innocent human life is paramount.

# Kirkland Police Department

## Kirkland PD Policy Manual

### *Special Operations Unit*

---

Members of the Kirkland Police Department assigned to the North Sound Metro SWAT team shall operate under the policies and procedures of the North Sound Metro SWAT Team while assigned to the team. The members are still responsible for their actions and subject to all the policies and procedures of the Kirkland Police Department and the City of Kirkland.

#### 404.2.1 POLICY CONSIDERATIONS

A needs assessment should be conducted to determine the type and extent of missions and operations that are appropriate to this department and to the regional SWAT team. The assessment should consider the team's capabilities and limitations and should be reviewed annually by SOU Command Staff. This will be discussed at the advisory group for the North Sound Metro SWAT team.

#### 404.2.2 ORGANIZATIONAL PROCEDURES

This department, in conjunction with the North Sound Metro SWAT team, shall develop a separate written set of organizational procedures which should address, at minimum, the following:

- (a) Locally identified specific missions the team is capable of performing.
- (b) Team organization and function.
- (c) Personnel selection and retention criteria.
- (d) Training and required competencies.
- (e) Procedures for activation and deployment.
- (f) Command and control issues, including a clearly defined command structure.
- (g) Multi-agency response.
- (h) Out-of-jurisdiction response.
- (i) Specialized functions and supporting resources.

#### 404.2.3 OPERATIONAL PROCEDURES

This department, in conjunction with the North Sound Metro SWAT team, shall develop a separate written set of operational procedures in accordance with the determination of their level of capability, using sound risk reduction practices. The operational procedures should be patterned after the National Tactical Officers Association Suggested SWAT Best Practices. Because such procedures are specific to SWAT members and will outline tactical and officer safety issues, they are not included within this policy. The operational procedures should include, at minimum, the following:

- (a) Designated personnel responsible for developing an operational or tactical plan prior to, and/or during SWAT operations (time permitting).
  - 1. All SWAT team members should have an understanding of operational planning.
  - 2. SWAT team training should consider planning for both spontaneous and planned events.

# Kirkland Police Department

## Kirkland PD Policy Manual

### *Special Operations Unit*

---

3. SWAT teams should incorporate medical emergency contingency planning as part of the SWAT operational plan.
- (b) Plans for mission briefings conducted prior to an operation, unless circumstances require immediate deployment.
  1. When possible, briefings should include the specialized units and supporting resources.
- (c) Protocols for a sustained operation should be developed which may include relief, rotation of personnel and augmentation of resources.
- (d) A generic checklist to be worked through prior to initiating a tactical action as a means of conducting a threat assessment to determine the appropriate response and resources necessary, including the use of SWAT.
- (e) The appropriate role for a trained negotiator.
- (f) A standard method of determining whether or not a warrant should be regarded as high-risk.
- (g) A method for deciding how best to serve a high-risk warrant with all reasonably foreseeable alternatives being reviewed in accordance with risk/benefit criteria prior to selecting the method of response.
- (h) Post incident scene management including:
  1. Documentation of the incident.
  2. Transition to investigations and/or other units.
  3. Debriefing after every deployment of the SWAT team.
    - (a) After-action team debriefing provides evaluation and analysis of critical incidents and affords the opportunity for individual and team assessments, helps to identify training needs, and reinforces sound risk management practices.
    - (b) In order to maintain candor and a meaningful exchange, debriefing will generally not be recorded.
    - (c) When appropriate, debriefing should include specialized units and resources.
- (i) Sound risk management analysis.
- (j) Standardization of equipment deployed.

# Kirkland Police Department

## Kirkland PD Policy Manual

### *Special Operations Unit*

---

#### **404.3 TRAINING NEEDS ASSESSMENT**

The SOU Command Staff shall work with the regional SWAT team Commander to conduct an annual training needs assessment to ensure that training is conducted within unit capabilities and department policy.

##### **404.3.1 INITIAL TRAINING**

SOU members should not be deployed as an active participant in a mission, unless in peripheral roles as approved by the SOU Command Staff and/or the North Sound Metro SWAT team Commander, until successful completion of a Criminal Justice Training Commission (CJTC) approved Basic SWAT Course or Basic Negotiation Course or its equivalent.

- (a) To avoid unnecessary or redundant training, previous training completed by members may be considered equivalent when the hours and content (topics) meet or exceed department requirements or standardized training recommendations.

##### **404.3.2 SUPERVISION AND MANAGEMENT TRAINING**

Command and executive personnel are encouraged to attend team training in order to ensure personnel who provide active oversight at the scene of a SWAT operation understand the purpose and capabilities of the teams.

Command personnel who may assume incident command responsibilities should attend all necessary ICS courses. SOU command personnel should attend a SWAT Commander or tactical Commander course, or its equivalent.

##### **404.3.3 SWAT ONGOING TRAINING**

Training shall be coordinated by the Special Operations Unit Commander or the North Sound Metro SWAT Team Commander. The North Sound Metro SWAT team Commander may conduct training exercises that include a review and critique of personnel and their performance in the exercise in addition to specialized training. The training shall be provided and scheduled by the North Sound Metro SWAT team Commander as outlined in their operational procedures. Failure to meet attendance requirements, qualification requirements, ongoing training requirements, physical fitness requirements, poor performance or conduct issues, may be cause for removal from the team.

#### **Attendance:**

Recognizing that there are national standards which require that SWAT teams and team members participate in training, the North Sound Metro SWAT Team requires attendance to all training events unless excused ahead of time. It is also recognized that call outs are usually not scheduled events and an Operators availability may be based on many factors, so it is required that Operators respond to all SWAT calls for service as available and when practical. If an Operator misses a training or call-out, they are required to document this absence, in writing, to the SWAT team Commander via their SWAT chain of command.

# Kirkland Police Department

## Kirkland PD Policy Manual

### *Special Operations Unit*

---

#### 404.3.4 TRAINING SAFETY

Use of a designated safety officer should be considered for all tactical training.

#### 404.3.5 SCENARIO BASED TRAINING

SWAT teams should participate in scenario-based training that simulates the tactical operational environment. Such training is an established method of improving performance during an actual deployment.

#### 404.3.6 TRAINING DOCUMENTATION

Individual and team training shall be documented and records maintained by the team leader at his/her agency. A separate agency SRT training file shall be maintained with documentation and records of all outside training classes attended and certifications obtained by members of SOU.

### **404.4 UNIFORMS, EQUIPMENT, AND FIREARMS**

#### 404.4.1 UNIFORMS

SOU members from this agency should wear department and North Sound Metro SWAT team approved uniforms that clearly identify team members as law enforcement officers. It is recognized that certain tactical conditions may require covert movement. Attire may be selected appropriate to the specific mission.

#### 404.4.2 EQUIPMENT

SOU should be adequately equipped to meet the specific mission(s) identified by the department and by North Sound Metro SWAT team.

#### 404.4.3 FIREARMS

Weapons and equipment used by SWAT, the specialized units, and the supporting resources shall be agency-issued or approved, including any modifications, additions, or attachments.

#### 404.4.4 OPERATIONAL READINESS INSPECTIONS

The SOU Lieutenant shall have the SRT and CNT Team Leaders perform operational readiness inspections of all unit equipment at least quarterly. The result of the inspection will be forwarded to the SOU Lieutenant in writing. The inspection will include personal equipment issued to members of the unit, operational equipment maintained by each Unit and equipment maintained or used in SOU vehicles.

### **404.5 MANAGEMENT/SUPERVISION OF CRISIS RESPONSE UNIT**

The SOU Lieutenant will generally be the Risk Management Section Lieutenant but may be selected by the Chief of Police upon recommendation of staff.

#### 404.5.1 PRIMARY UNIT MANAGER

Under the direction of the Chief of Police, through the Professional Standards Captain, the Special Operations Unit shall usually be managed by a Lieutenant, unless another Command Staff member is designated by the Chief of Police. This chain of command shall be referred to as the SOU Command Staff.



# Kirkland Police Department

## Kirkland PD Policy Manual

### *Special Operations Unit*

---

#### 404.5.2 TEAM SUPERVISORS

As it applies to members of the SOU for departmental purposes, the Crisis Negotiation Team and the Special Response Team will generally be supervised by a Sergeant. If no Sergeant is able to fill this role, the Chief of Police may assign this role to an existing member off of one of these teams.

The team leaders shall be selected by the Chief of Police upon specific recommendation by the SOU Command Staff.

The following represent the supervisor responsibilities for the Special Operations Unit within the department.

- (a) The Crisis Negotiation Team supervisor's primary responsibility is to supervise the operations of the Crisis Negotiation Team which will include deployment, training, first line participation, and other duties as directed by the SOU Command Staff.
- (b) The Special Response Team supervisor's primary responsibility is to supervise the operations of the Special Response Team, which will include deployment, training, first line participation, and other duties as directed by the SOU Command Staff.

North Sound Metro SWAT team has its own process for determining team supervisors, which shall be followed on all issues outside of internal control.

#### **404.6 CRISIS NEGOTIATION TEAM ADMINISTRATIVE PROCEDURES**

The Crisis Negotiation Team has been established to provide skilled verbal communicators who may be utilized to attempt to de-escalate and affect surrender in critical situations where suspects have taken hostages, barricaded themselves, or have suicidal tendencies.

The North Sound Metro regional SWAT Team shall operate under its own policies and procedures, where the department provides input through the SWAT Advisory Group, or through communications between the SOU Commander and the Regional SWAT Commander.

The following procedures serve as directives for the administrative operation of the Crisis Negotiation Team.

##### 404.6.1 SELECTION OF PERSONNEL

When a negotiator position on the North Sound Metro SWAT team becomes available, a posting will be advertised department-wide for a period of at least two weeks. Interested employees shall submit necessary documents as described in the position announcement.

All submitted applications will be subject to administrative review with consideration for the stated minimum qualifications.

- (a) Must be below the rank of Sergeant.
- (b) Minimum of three years as a commissioned officer and off of probation.
- (c) Satisfactory job performance in present and previous assignments.
- (d) Other requirements set forth in the position announcement.

# Kirkland Police Department

## Kirkland PD Policy Manual

### *Special Operations Unit*

---

Testing will consist of a process developed to assess skills specific to the function of a crisis negotiator. The SOU Lieutenant, or their designee, will review all written applications and resumes, conduct an internal review of applicant qualifications, and administer the testing process.

Interested personnel shall be evaluated several criteria, to include the following criteria:

- (a) Recognized competence and ability as evidenced by performance.
- (b) Demonstrated good judgment and understanding of critical role of negotiator and negotiation process.
- (c) Effective communication skills to ensure success as a negotiator.
- (d) Special skills, training, or appropriate education as it pertains to the assignment.
- (e) Commitment to the unit, realizing that the assignment may necessitate unusual working hours, conditions, and training obligations.

At the conclusion of the testing process, a recommendation will be forwarded to the Chief of Police, via the chain of command, by the SOU Lieutenant. With the Chief's approval, the chosen applicant's packet will be forwarded to the North Sound Metro SWAT Commander, who will conduct an oral board for the applicant.

#### **404.6.2 TRAINING OF NEGOTIATORS**

Those officers selected as members of the Negotiation Team should attend the Basic Negotiators Course as approved by the Criminal Justice Training Commission (CJTC), or its equivalent, prior to primary use in an actual crisis situation. Untrained officers may be used in a support or training capacity. Additional training will be coordinated by the team leader.

Continual evaluation of a team member's performance and efficiency as it relates to the positive operation of the unit shall be conducted by the CNT team leader, the SOU Command Staff and North Sound Metro SWAT team leaders. The performance and efficiency level, as established by North Sound Metro SWAT command, the team leader, and SOU Command Staff, will be met and maintained by all CNT members. Any member of CNT who performs or functions at a level less than satisfactory shall be subject to dismissal from the team.

#### **404.7 SWAT TEAM ADMINISTRATIVE PROCEDURES**

SRT was established to provide a skilled and trained team which may be deployed during events requiring specialized tactics in such situations as cases where suspects have taken hostages and/or barricaded themselves as well as prolonged or predictable situations in which persons armed or suspected of being armed pose a danger to themselves or others.

The North Sound Metro regional SWAT Team shall operate under its own policies and procedures, where the department provides input through the SWAT Advisory Group, or through communications between the SOU Commander and the Regional SWAT Commander.

The following procedures serve as directives for the administrative operation of the Special Response Team.

# Kirkland Police Department

## Kirkland PD Policy Manual

### *Special Operations Unit*

---

#### 404.7.1 SELECTION OF PERSONNEL

When an operator position on the North Sound Metro SWAT team becomes available, a posting will be advertised department-wide for a period of at least two weeks. Interested employees shall submit necessary documents as described in the position announcement.

All submitted applications will be subject to administrative review with consideration for the stated minimum qualifications.

- (a) Must be below the rank of Sergeant.
- (b) Minimum of three years as a commissioned officer and off of probation.
- (c) Satisfactory job performance in present and previous assignments.
- (d) Must successfully meet and maintain the Washington State Tactical Officers Association physical fitness standards.
- (e) Other requirements set forth in the position announcement.

Testing will consist of a process developed to assess skills specific to the function of a special response team member. The SOU Lieutenant, or their designee, will review all written applications and resumes, conduct an internal review of applicant qualifications, and administer the testing process.

Interested personnel shall be evaluated several criteria, to include the following criteria:

- (a) Recognized competence and ability as evidenced by performance.
- (b) Demonstrated good judgment and understanding of critical role of negotiator and negotiation process.
- (c) Team oriented
- (d) Demonstrate superior marksmanship skills
- (e) Special skills, training, or appropriate education as it pertains to the assignment.
- (f) Commitment to the unit, realizing that the assignment may necessitate unusual working hours, conditions, and training obligations.

At the conclusion of the testing process, a recommendation will be forwarded to the Chief of Police, via the chain of command, by the SOU Lieutenant. With the Chief's approval, the chosen applicant's packet will be forwarded to the North Sound Metro SWAT Commander, who will conduct an oral board for the applicant. A firearms test will also be conducted by a North Sound Metro SWAT firearms instructor.

Officers who may be interested in SWAT are strongly encouraged to begin a physical fitness and/or firearms proficiency routine well before any anticipated announcement.

#### 404.7.2 TEAM EVALUATION

Continual evaluation of a team member's performance and efficiency as it relates to the positive operation of the unit shall be conducted by the SRT team leader, the SOU Command Staff and

# Kirkland Police Department

## Kirkland PD Policy Manual

### *Special Operations Unit*

---

North Sound Metro SWAT team leaders. The performance and efficiency level, as established by North Sound Metro SWAT command, the team leader, and SOU Command Staff, will be met and maintained by all SRT members. Any member of SRT who performs or functions at a level less than satisfactory shall be subject to dismissal from the team.

#### **404.8 OPERATION GUIDELINES FOR SPECIAL OPERATIONS UNIT**

The following procedures serve as guidelines for the operational deployment of the North Sound Metro SWAT team. Generally, the Special Response Team and the Crisis Negotiation Team will be activated together. It is recognized, however, that a tactical team may be used in a situation not requiring the physical presence of the Crisis Negotiation Team such as warrant service operations. This shall be at the discretion of the North Sound Metro SWAT Commander.

##### **404.8.1 ON-SCENE DETERMINATION**

Any officer with a potential SWAT situation shall report it to their immediate supervisor. The supervisor shall fully investigate the situation.

- (a) The supervisor, or their designee, will complete a SWAT risk assessment form to assist in the investigation and planning. If the supervisor has any questions, they are encouraged to contact their supervisor or the internal team leaders of SRT and/or CNT for advice and/or clarification.
- (b) If the supervisor believes the situation warrants a SWAT activation, they should follow the notification steps outlined in the Major Incident Notification. Command Staff Notifications shall be made in the order listed below. If the Supervisor cannot reach their respective Section Lieutenant, they shall proceed down the list until they are able to successfully notify one of the department's Command Staff personnel.
  - Section Lieutenants
  - Division Captain
  - Other Command Staff Lieutenants and Captains
  - Chief of Police
- (c) The supervisor should advise the command level officer with as much of the following information which is available at the time:
  1. The number of suspects, known weapons and resources.
  2. If the suspect is in control of hostages.
  3. If the suspect is barricaded.
  4. The type of crime involved.
  5. If the suspect has threatened or attempted suicide.
  6. The location of the command post and a safe approach to it.
  7. The extent of any perimeter and the number of officers involved.

# Kirkland Police Department

## Kirkland PD Policy Manual

### *Special Operations Unit*

---

8. Any other important facts critical to the immediate situation and whether the suspect has refused an order to surrender

Once the decision has been made that there is a need to call out a SWAT team, the supervisor or command level officer shall notify Sno-Com, who shall then notify the North Sound Metro SWAT team leader and team Commander.

Final determination and authorization to mobilize the SWAT team shall be made by the SWAT Commander.

If the decision is made to activate the North Sound Metro SWAT team, the supervisor or command level officer on scene should consider calling the Investigations Unit supervisor in order to call out a Detective to be responsible to begin writing any necessary search warrants where probable cause exists or may be developed in an ongoing situation to make entry into a location.

#### 404.8.2 APPROPRIATE SITUATIONS FOR USE OF SPECIAL OPERATIONS UNIT

The following are examples of incidents which may result in the activation of the North Sound Metro SWAT team:

- (a) Barricaded suspects who refuse an order to surrender.
- (b) Incidents where hostages are taken.
- (c) Specific incidents of suicide threats where other people are in jeopardy.
- (d) Arrests of dangerous persons.
- (e) Any situation that could enhance the ability to preserve life, maintain social order, and ensure the protection of property.

#### 404.8.3 MOBILIZATION OF SPECIAL OPERATIONS UNIT

Once the North Sound Metro SWAT Commander, in conjunction with a Command Level Officer, has made the decision that a SWAT activation is authorized, SNOCOM will be notified and a request made to page out all needed personnel.

SOU personnel may be activated 24 hours a day, 7 days a week and therefore will keep their department issued pagers/cell phones or personal cell phones that have been registered with dispatch with them at all times, unless they are unavailable for activation. If team members are going to be unavailable for activation, they must notify the team leaders for both North Sound Metro SWAT and Kirkland, by phone, e-mail or in person.

When SOU is activated, team members will respond to the activation page by calling SNOCOM or by following the directions included in the page.

- (a) Team members will advise SNOCOM that they are en route and what their estimated time of arrival is.
- (b) Team members will not attempt to find out additional details from SNOCOM. This does not apply to the team leaders.

# Kirkland Police Department

## Kirkland PD Policy Manual

### *Special Operations Unit*

---

- (c) All on duty members will respond to the scene of the incident.
- (d) All off duty members shall report to the station unless directed otherwise.

#### 404.8.4 FIELD UNIT RESPONSIBILITIES

While waiting for the North Sound Metro SWAT team, field personnel should, if safe, practical and sufficient resources exist:

- (a) Establish an inner and outer perimeter.
- (b) Establish a command post outside of the inner perimeter.
- (c) Establish an arrest/response team. The team actions may include:
  - 1. Securing any subject or suspect who may surrender.
  - 2. Taking action to mitigate a deadly threat or behavior.
- (d) Evacuate any injured persons or citizens in the zone of danger.
- (e) Attempt to establish preliminary communication with the suspect. Once SWAT has arrived, all negotiations should generally be halted to allow the negotiators time to set up.
- (f) Be prepared to brief the SWAT Commander on the situation.
- (g) Plan for, and stage, anticipated resources.

#### 404.8.5 ON-SCENE COMMAND RESPONSIBILITIES

Upon arrival of the North Sound Metro SWAT team, the Incident Commander shall brief the North Sound Metro SWAT Commander and team supervisors about the situation. Upon review, it will be the Incident Commander's decision, with input from the SWAT Commander, whether to deploy the North Sound Metro SWAT Team. Once the Incident Commander authorizes deployment, the SWAT Commander will be responsible for the tactical portion of the operation. The Incident Commander shall continue supervision of the command post operation, outer perimeter security and support for the SWAT Team. The Incident Commander and the SWAT Commander or a designee shall maintain communications at all times.

#### 404.8.6 COMMUNICATION WITH SWAT PERSONNEL

All of those persons who are non-North Sound Metro SWAT personnel should refrain from any non-emergency contact or interference with any member of the unit during active negotiations. Operations require the utmost in concentration by involved personnel and, as a result, no one should interrupt or communicate with SWAT Team personnel directly. All non-emergency communications shall be channeled through the Incident Commander or his/her designee.

## Ride-Along Policy

### 405.1 PURPOSE AND SCOPE

The Ride-Along Program provides an opportunity for citizens to experience the law enforcement function first hand. This policy provides the requirements and approval process for the Ride-Along Program.

#### 405.1.1 ELIGIBILITY

The Kirkland Police Department Ride-Along Program is offered to Kirkland residents, job applicants, Citizen Academy students and those employed within the City when operationally feasible. In addition, employees of the Police Department, Explorers and family members of Police Department employees are also encouraged to ride-along, but must receive supervisory approval. Every attempt will be made to accommodate interested persons however any applicant may be disqualified without cause.

The following factors may be considered in disqualifying an applicant and are not limited to:

- Being under 15 years of age.
- Prior criminal history.
- Pending criminal action.
- Pending lawsuit against the Department.
- Denial by any supervisor.
- Background information that causes concern.
- Operational feasibility

#### 405.1.2 AVAILABILITY

The Ride-Along Program is available on most days of the week, with certain exceptions. Nothing in this policy prevents the department of suspending this program due to operational needs or unusual occurrences.

### 405.2 PROCEDURE TO REQUEST A RIDE-ALONG

Generally, Ride-Along requests will be scheduled by the Operations Deputy Chief or their designee. All participants must complete a Ride-Along waiver form along with their application at least two weeks prior to the requested Ride-Along date. Information requested will include a valid ID or Washington driver's license, address, and telephone number. If the participant is under 18 years of age, a parent/guardian must be present to complete the Ride-Along Form. Kirkland Youth Council members who are 16 years of age or older may ride with the appropriate Youth Council Application and parental/guardian waiver.

The Operations Deputy Chief or their designee will schedule a date, based on availability, at least one week after the date that the application process is completed. If approved, a copy will be forwarded to the respective supervisor as soon as possible for his/her scheduling considerations.

# Kirkland Police Department

## Kirkland PD Policy Manual

### *Ride-Along Policy*

---

If the Ride-Along is denied after the request has been made, a representative of the Department will contact the applicant and advise him/her of the denial.

#### **405.2.1 PROGRAM REQUIREMENTS**

Once approved, civilian Ride-Alongs will be allowed to ride no more than once every 12 months and as a general rule, no longer than 4 hours. Exceptions may be approved by the shift supervisor. An effort will be made to ensure that no more than one citizen will participate in a Ride-Along during any given time period. Normally, no more than one Ride-Along will be allowed in the officer's vehicle at a given time. No Ride-Alongs will be armed with exceptions as outlined in this policy.

#### **405.2.2 SUITABLE ATTIRE**

Any person approved to ride along is required to be suitably dressed . Sandals, tank tops, shorts, and ripped or torn blue jeans are not permitted. The supervisor may refuse a ride along to anyone not properly dressed.

#### **405.2.3 PEACE OFFICER RIDE-ALONGS**

Off-duty members of this department or any other law enforcement agency will not be permitted to Ride-Along with on-duty officers without the expressed consent of the on-duty supervisor. In the event that such a Ride-Along is permitted, the off-duty employee shall not be considered on-duty and shall not represent themselves as a peace officer or participate in any law enforcement activity except as emergency circumstances may require.

A certified police officer, currently employed in the State of Washington as a police officer, may carry their weapon while on a Ride-Along.

#### **405.3 OFFICER'S RESPONSIBILITY**

In order to be eligible for a Ride-Along, an officer must not be on probation and must have at least one year of commissioned law enforcement experience.

The officer shall advise the dispatcher that a Ride-Along is present in the vehicle before going into service. Officers shall consider the safety of the Ride-Along at all times. Officers should use sound discretion when encountering a potentially dangerous situation, and if feasible, let the participant out of the vehicle in a well-lighted place of safety. The dispatcher will be advised of the situation and as soon as practical have another police unit respond to pick up the participant at that location. The Ride-Along may be continued or terminated at this time.

The Operations Captain, or their designee, is responsible for maintaining and scheduling Ride-Alongs. Upon completion of the Ride-Along, the form shall be returned to the Operations Captain, or their designee, with any comments which may be offered by the officer.

#### **405.4 CONTROL OF RIDE-ALONG**

The assigned officer shall maintain control over the Ride-Along at all times and instruct him/her in the conditions that necessarily limit their participation. These instructions should include:

- (a) The Ride-Along will follow the directions of the officer.



# Kirkland Police Department

## Kirkland PD Policy Manual

### *Ride-Along Policy*

---

- (b) The Ride-Along will not become involved in any investigation, handling of evidence, discussions with victims or suspects, or handling any police equipment.
- (c) The officer may terminate the Ride-Along at any time and the officer may return the observer to their home or to the station if the Ride-Along interferes with the performance of the officer's duties.
- (d) Ride-Alongs may be allowed to continue riding during the transportation and booking process provided this does not jeopardize the safety of the officer, Ride-Along or the arrestee.
- (e) Officers will not allow any Ride-Alongs to be present in any residences or situations that would jeopardize their safety or cause undue stress or embarrassment to a victim or any other citizen.
- (f) Under no circumstance shall a civilian Ride-Along be permitted to enter a private residence with an officer without the expressed consent of the resident or other authorized person.
- (g) If a civilian Ride-Along is injured or exposed to serious danger during the ride, the officer shall complete an officer's report outlining the circumstances surrounding the incident.

---

# Hazardous Material Response

## 406.1 PURPOSE AND SCOPE

Exposure to hazardous materials present potential harm to department members and the public. This policy outlines the responsibilities of members who respond to these events and the factors that should be considered while on-scene, including the reporting of exposures and supervisor responsibilities. WA legal references can be found in RCW 70.105-Hazardous Waste Clean-up and WAC 173-303-Dangerous Waste Regulations.

### 406.1.1 DEFINITIONS

Definitions related to this policy include:

**Hazardous material** - A substance which, by its nature, containment and reactivity, has the capability of inflicting harm during exposure; characterized as being toxic, corrosive, flammable, reactive, an irritant or strong sensitizer and thereby posing a threat to health when improperly managed.

## 406.2 POLICY

It is the policy of the Kirkland Police Department to respond to hazardous material emergencies with due regard for the safety of the public and those members responding to such incidents.

## 406.3 HAZARDOUS MATERIAL RESPONSE

Members may encounter situations involving suspected hazardous materials, such as at the scene of a traffic collision, chemical spill, or fire. When members come into contact with a suspected hazardous material, certain steps should be taken to protect themselves and other persons.

The fire department is the agency trained and equipped to properly respond to and mitigate most incidents involving hazardous materials and biohazards.

Responders should not perform tasks or use equipment without proper training. A responder entering the area may require decontamination before he/she is allowed to leave the scene, and should be evaluated by appropriate technicians and emergency medical services personnel for signs of exposure.

## 406.4 REPORTING EXPOSURE

Department members who believe that they have been exposed to a hazardous material shall immediately report the exposure to a supervisor. Each exposure shall be documented by the member in a memorandum that shall be forwarded via chain of command to their Division Deputy Chief. Should the affected member be unable to document the exposure for any reason, it shall be the responsibility of the notified supervisor to complete the memorandum.

Injury or illness caused or believed to be caused from exposure to hazardous materials shall be reported the same as any other on-duty injury or illness in addition to a crime report or incident report as applicable.

# Kirkland Police Department

## Kirkland PD Policy Manual

### *Hazardous Material Response*

---

#### 406.4.1 SUPERVISOR RESPONSIBILITIES

When a supervisor has been informed that a member has been exposed to a hazardous material, he/she shall ensure that immediate medical treatment is obtained and appropriate action is taken to mitigate the exposure or continued exposure. Supervisors should also ensure that Policy 1008.5.2-Reporting Requirements for an Exposure have been completed.

To ensure the safety of members, PPE is provided by the department. PPE items not maintained by this department may be available through the appropriate fire department or emergency response team.

#### 406.5 CONSIDERATIONS

The following steps should be considered at any scene involving suspected hazardous materials:

- (a) Make the initial assessment of a potentially hazardous material from a safe distance.
- (b) Notify NORCOM, appropriate supervisors, the appropriate fire department and hazardous response units.
  1. Provide weather conditions, wind direction, a suggested safe approach route and any other information pertinent to responder safety.
- (c) Wear personal protective equipment (PPE), being cognizant that some hazardous material can be inhaled.
- (d) Remain upwind, uphill and at a safe distance, maintaining awareness of weather and environmental conditions, until the material is identified and a process for handling has been determined.
- (e) Attempt to identify the type of hazardous material from a safe distance using optical aids (binoculars or spotting scopes) if they are available. Identification can be determined by:
  1. Placards or use of an emergency response guidebook.
  2. Driver's manifest or statements or shipping documents from the person transporting the material.
  3. Information obtained from any involved person with knowledge regarding the hazardous material. Information should include:
    - (a) The type of material.
    - (b) How to secure and contain the material.
    - (c) Any other information to protect the safety of those present, the community and the environment.
- (f) Provide first-aid to injured parties if it can be done safely and without contamination.
- (g) Make reasonable efforts to secure the scene and prevent access from unauthorized individuals and to protect and identify any evidence.
- (h) Begin evacuation of the immediate and surrounding areas, dependent on the material. Voluntary evacuation should be considered; mandatory evacuation may be necessary and will depend on the type of material.

# Kirkland Police Department

## Kirkland PD Policy Manual

### *Hazardous Material Response*

---

- (i) Establish a decontamination area when needed.
- (j) Activate automated community notification systems, if applicable.
- (k) Dependent upon the substance and other specific conditions, consider initiating an emergency public notification or evacuation. The decision to initiate public notifications and/or evacuations shall be in accordance with the Kirkland Local Emergency Planning Committee (LEPC) procedures.

## Hostage and Barricade Incidents

### 407.1 PURPOSE AND SCOPE

The purpose of this policy is to provide guidelines for situations where officers have legal cause to contact, detain or arrest a person, and the person refuses to submit to the lawful requests of the officers by remaining in a structure or vehicle and/or by taking a hostage.

The scope of this policy is not intended to address all variables that officers encounter during their initial response or when a hostage or barricade situation has developed. This policy does not require or purport to recommend specific strategies or tactics for resolution as each incident is a dynamic and rapidly evolving event.

#### 407.1.1 DEFINITIONS

Definitions related to this policy include:

**Barricade situation** - An incident where a person maintains a position of cover or concealment and ignores or resists law enforcement personnel, and it is reasonable to believe the subject is armed with a dangerous or deadly weapon.

**Hostage situation** - An incident where it is reasonable to believe a person is unlawfully held by a hostage-taker as security so that specified terms or conditions will be met.

### 407.2 POLICY

It is the policy of the Kirkland Police Department to address hostage and barricade situations with due regard for the preservation of life and balancing the risk of injury, while obtaining the safe release of hostages, apprehending offenders and securing available evidence.

### 407.3 COMMUNICATION

When circumstances permit, initial responding officers should try to establish and maintain lines of communication with a barricaded person or hostage-taker. Officers should attempt to identify any additional subjects, inquire about victims and injuries, seek the release of hostages, gather intelligence information, identify time-sensitive demands or conditions and obtain the suspect's surrender.

When available, department-authorized negotiators should respond to the scene as soon as practicable and assume communication responsibilities. Negotiators are permitted to exercise flexibility in each situation based upon their training, the circumstances presented, suspect actions or demands and the available resources.

#### 407.3.1 EMERGENCY COMMUNICATIONS

A supervisor may order the telephone company to cut, reroute or divert telephone lines in order to prevent a suspect from communicating with anyone other than designated personnel in a barricade or hostage situation (RCW 70.85.100).

# Kirkland Police Department

## Kirkland PD Policy Manual

### *Hostage and Barricade Incidents*

---

#### **407.4 FIRST RESPONDER CONSIDERATIONS**

First responding officers should promptly and carefully evaluate all available information to determine whether an incident involves, or may later develop into, a hostage or barricade situation.

The first responding officer should immediately request a supervisor's response as soon as it is determined that a hostage or barricade situation exists. The first responding officer shall assume the duties of the supervisor until relieved by a supervisor or a more qualified responder. The officer shall continually evaluate the situation, including the level of risk to officers, to the persons involved and to bystanders, and the resources currently available.

The handling officer should brief the arriving supervisor of the incident, including information about suspects and victims, the extent of any injuries, additional resources or equipment that may be needed, and current perimeters and evacuation areas.

##### **407.4.1 BARRICADE SITUATION**

Unless circumstances require otherwise, officers handling a barricade situation should attempt to avoid a forceful confrontation in favor of stabilizing the incident by establishing and maintaining lines of communication while awaiting the arrival of specialized personnel and trained negotiators. During the interim the following options, while not all-inclusive or in any particular order, should be considered:

- (a) Ensure injured persons are evacuated from the immediate threat area if it is reasonably safe to do so. Request medical assistance.
- (b) Assign personnel to a contact team to control the subject should he/she attempt to exit the building, structure or vehicle, and attack, use deadly force, attempt to escape or surrender prior to additional resources arriving.
- (c) Request additional personnel, resources and equipment as needed (e.g., canine team, air support).
- (d) Provide responding emergency personnel with a safe arrival route to the location.
- (e) Evacuate non-injured persons in the immediate threat area if it is reasonably safe to do so.
- (f) Attempt or obtain a line of communication and gather as much information on the subject as possible, including weapons, other involved parties, additional hazards or injuries.
- (g) Establish an inner and outer perimeter as circumstances require and resources permit to prevent unauthorized access.
- (h) Evacuate bystanders, residents and businesses within the inner and then outer perimeter as appropriate. Check for injuries, the presence of other involved subjects, witnesses, evidence or additional information.
- (i) Determine the need for and notify the appropriate persons within and outside the Department, such as command officers and the Public Information Officer.

# Kirkland Police Department

## Kirkland PD Policy Manual

### *Hostage and Barricade Incidents*

---

- (j) If necessary and available, establish a tactical or exclusive radio frequency for the incident.
- (k) Establish a command post.

#### 407.4.2 HOSTAGE SITUATION

Officers presented with a hostage situation should attempt to avoid a forceful confrontation in favor of controlling the incident in anticipation of the arrival of specialized personnel and trained hostage negotiators. However, it is understood that hostage situations are dynamic and can require that officers react quickly to developing or changing threats. The following options while not all-inclusive or in any particular order, should be considered:

- (a) Ensure injured persons are evacuated from the immediate threat area if it is reasonably safe to do so. Request medical assistance.
- (b) Assign personnel to a contact team to control the subject should he/she attempt to exit the building, structure or vehicle, and attack, use deadly force, attempt to escape or surrender prior to additional resources arriving.
- (c) Establish a rapid response team in the event it becomes necessary to rapidly enter a building, structure or vehicle, such as when the suspect is using deadly force against any hostages (see the Rapid Response and Deployment Policy).
- (d) Assist hostages or potential hostages to escape if it is reasonably safe to do so. Hostages should be kept separated if practicable pending further interview.
- (e) Request additional personnel, resources and equipment as needed (e.g., canine team, air support).
- (f) Provide responding emergency personnel with a safe arrival route to the location.
- (g) Evacuate non-injured persons in the immediate threat area if it is reasonably safe to do so.
- (h) Coordinate pursuit or surveillance vehicles and control of travel routes.
- (i) Attempt or obtain a line of communication and gather as much information about the suspect as possible, including any weapons, victims and their injuries, additional hazards, other involved parties and any other relevant intelligence information.
- (j) Establish an inner and outer perimeter as resources and circumstances permit to prevent unauthorized access.
- (k) Evacuate bystanders, residents and businesses within the inner and then outer perimeter as appropriate. Check for injuries, the presence of other involved subjects, witnesses, evidence or additional information.
- (l) Determine the need for and notify the appropriate persons within and outside the Department, such as command officers and the Public Information Officer.

# Kirkland Police Department

## Kirkland PD Policy Manual

### *Hostage and Barricade Incidents*

---

- (m) If necessary and available, establish a tactical or exclusive radio frequency for the incident.

#### **407.5 SUPERVISOR RESPONSIBILITIES**

Upon being notified that a hostage or barricade situation exists, the supervisor should immediately respond to the scene, assess the risk level of the situation by completing a Risk Analysis form, establish a proper chain of command and assume the role of Incident Commander until properly relieved. This includes requesting a Special Operations Unit response if appropriate and apprising the Special Operations Unit Commander of the circumstances. In addition, the following options, listed here in no particular order, should be considered:

- (a) Ensure injured persons are evacuated and treated by medical personnel.
- (b) Ensure the completion of necessary first responder responsibilities or assignments.
- (c) Make appropriate command staff notifications.
- (d) Request crisis negotiators, specialized units, additional personnel, resources or equipment as appropriate.
- (e) Establish a command post location as resources and circumstances permit.
- (f) Designate assistants who can help with intelligence information and documentation of the incident.
- (g) Consider contacting utility and communication providers when restricting such services (e.g., restricting electric power, gas, telephone service).
- (h) Ensure adequate law enforcement coverage for the remainder of the City during the incident. The supervisor should direct non-essential personnel away from the scene unless they have been summoned by the supervisor or NORCOM.
- (i) Identify a media staging area outside the outer perimeter and have the department Public Information Officer or a designated temporary media representative provide media access in accordance with the News Media Relations Policy.
- (j) Identify the need for mutual aid and the transition or relief of personnel for incidents of extended duration.
- (k) Debrief personnel and review documentation as appropriate.

#### **407.6 CRISIS RESPONSE UNIT RESPONSIBILITIES**

It will be the Incident Commander's decision, with input from the Special Operations Unit Commander, whether to deploy the Special Operations Unit during a hostage or barricade situation. Once the Incident Commander authorizes deployment, the Special Operations Unit Commander or the authorized designee will be responsible for the tactical portion of the operation. The Incident Commander shall continue supervision of the command post operation, outer perimeter security and evacuation, media access and support for the Special Operations Unit. The



# Kirkland Police Department

## Kirkland PD Policy Manual

### *Hostage and Barricade Incidents*

---

Incident Commander and the Special Operations Unit Commander or the authorized designee shall maintain communications at all times.

#### **407.7 REPORTING**

Unless otherwise relieved by a supervisor or Incident Commander, the handling officer at the scene is responsible for completion and/or coordination of incident reports.

## Response to Bomb Calls

### 408.1 PURPOSE AND SCOPE

The purpose of this policy is to provide guidelines to assist members of the Kirkland Police Department in their initial response to incidents involving explosives, explosive devices, explosion/bombing incidents or threats of such incidents. Under no circumstances should these guidelines be interpreted as compromising the safety of first responders or the public. When confronted with an incident involving explosives, safety should always be the primary consideration.

### 408.2 POLICY

It is the policy of the Kirkland Police Department to place a higher priority on the safety of persons and the public over damage or destruction to public or private property.

### 408.3 RECEIPT OF BOMB THREAT

Department members receiving a bomb threat should obtain as much information from the individual as reasonably possible, including the type, placement and alleged detonation time of the device.

If the bomb threat is received on a recorded line, reasonable steps should be taken to ensure that the recording is preserved in accordance with established department evidence procedures.

The member receiving the bomb threat should ensure that an on-duty supervisor is immediately advised and informed of the details. This will enable the supervisor to ensure that the appropriate personnel are dispatched and, as appropriate, the threatened location is given an advance warning.

### 408.4 GOVERNMENT FACILITY OR PROPERTY

A bomb threat targeting a government facility may require a different response based on the government agency.

#### 408.4.1 KIRKLAND POLICE DEPARTMENT FACILITY

If the bomb threat is against the Kirkland Police Department facility, the on-duty supervisor will direct and assign officers as required for coordinating a general building search or evacuation of the police department, as he/she deems appropriate.

#### 408.4.2 OTHER COUNTY OR MUNICIPAL FACILITY OR PROPERTY

If the bomb threat is against a county or municipal facility within the jurisdiction of the Kirkland Police Department that is not the property of this department, the appropriate agency will be promptly informed of the threat. Assistance to the other entity may be provided as the on-duty supervisor deems appropriate.

# Kirkland Police Department

## Kirkland PD Policy Manual

### *Response to Bomb Calls*

---

#### 408.4.3 FEDERAL BUILDING OR PROPERTY

If the bomb threat is against a federal building or property, the Federal Protective Service should be immediately notified. The Federal Protective Service provides a uniformed law enforcement response for most facilities, which may include use of its Explosive Detector Dog teams.

If the bomb threat is against a federal government property where the Federal Protective Service is unable to provide a timely response, the appropriate facility's security or command staff should be notified.

Bomb threats against a military installation should be reported to the military police or other military security responsible for the installation.

#### 408.5 PRIVATE FACILITY OR PROPERTY

When a member of this department receives notification of a bomb threat at a location in the City of Kirkland, the member receiving the notification should obtain as much information as reasonably possible from the notifying individual, including:

- (a) The location of the facility.
- (b) The nature of the threat.
- (c) Whether the type and detonation time of the device is known.
- (d) Whether the facility is occupied and, if so, the number of occupants currently on-scene.
- (e) Whether the individual is requesting police assistance at the facility.
- (f) Whether there are any internal facility procedures regarding bomb threats in place, such as:
  - (a) No evacuation of personnel and no search for a device.
  - (b) Search for a device without evacuation of personnel.
  - (c) Evacuation of personnel without a search for a device.
  - (d) Evacuation of personnel and a search for a device.

The member receiving the bomb threat information should ensure that an on-duty supervisor is immediately notified so that he/she can communicate with the person in charge of the threatened facility.

#### 408.5.1 ASSISTANCE

An on-duty supervisor should be notified when police assistance is requested. The supervisor will make the decision whether the Department will render assistance and at what level. Information and circumstances that indicate a reasonably apparent, imminent threat to the safety of either the facility or the public may require a more active approach, including police control over the facility.

Should the supervisor determine that the Department will assist or control such an incident, he/she will determine:

- (a) The appropriate level of assistance.

# Kirkland Police Department

## Kirkland PD Policy Manual

### *Response to Bomb Calls*

---

- (b) The plan for assistance.
- (c) Whether to evacuate and/or search the facility.
- (d) Whether to involve facility staff in the search or evacuation of the building.
  - 1. The person in charge of the facility should be made aware of the possibility of damage to the facility as a result of a search.
  - 2. The safety of all participants is the paramount concern.
- (e) The need for additional resources, including:
  - 1. Notification and response, or standby notice, for fire and emergency medical services.

Even though a facility does not request police assistance to clear the interior of a building, based upon the circumstances and known threat, officers may be sent to the scene to evacuate other areas that could be affected by the type of threat, or for traffic and pedestrian control.

#### **408.6 FOUND DEVICE**

When handling an incident involving a suspected explosive device, the following guidelines, while not all inclusive, should be followed:

- (a) No known or suspected explosive item should be considered safe regardless of its size or apparent packaging.
- (b) The device should not be touched or moved except by the bomb squad or military explosive ordnance disposal team.
- (c) Personnel should not transmit on any equipment that is capable of producing radio frequency energy within the evacuation area around the suspected device. This includes the following:
  - 1. Two-way radios
  - 2. Cell phones
  - 3. Other personal communication devices
- (d) The appropriate bomb squad or military explosive ordnance disposal team should be summoned for assistance.
  - 1. The Bellevue Explosive Ordnance Disposal Unit (EOD) is the primary team to respond to bomb calls for the Kirkland Police Department. The King County Sheriff's Office, the Seattle Police Department, and the US Army EOD unit at Fort Lewis are other available resources.
- (e) The largest perimeter reasonably possible should initially be established around the device based upon available personnel and the anticipated danger zone.
- (f) A safe access route should be provided for support personnel and equipment.
- (g) Search the area for secondary devices as appropriate and based upon available resources.

# Kirkland Police Department

## Kirkland PD Policy Manual

### *Response to Bomb Calls*

---

- (h) Consider evacuation of buildings and personnel near the device or inside the danger zone and the safest exit route.
- (i) Promptly relay available information to the Sergeant, including:
  - (a) The time of discovery.
  - (b) The exact location of the device.
  - (c) A full description of the device (e.g., size, shape, markings, construction).
  - (d) The anticipated danger zone and perimeter.
  - (e) The areas to be evacuated or cleared.

#### **408.7 EXPLOSION/BOMBING INCIDENTS**

When an explosion has occurred, there are multitudes of considerations which may confront the responding officers. As in other catastrophic events, a rapid response may help to minimize injury to victims, minimize contamination of the scene by gathering crowds, or minimize any additional damage from fires or unstable structures.

##### **408.7.1 CONSIDERATIONS**

Officers responding to explosions, whether accidental or a criminal act, should consider the following actions:

- (a) Assess the scope of the incident, including the number of victims and extent of injuries.
- (b) Request additional personnel and resources, as appropriate.
- (c) Assist with first aid.
- (d) Identify and take appropriate precautions to mitigate scene hazards, such as collapsed structures, bloodborne pathogens and hazardous materials.
- (e) Assist with the safe evacuation of victims, if possible.
- (f) Establish an inner perimeter to include entry points and evacuation routes. Search for additional or secondary devices.
- (g) Preserve evidence.
- (h) Establish an outer perimeter and evacuate if necessary.
- (i) Identify witnesses.

## Emergency Detentions

### 409.1 PURPOSE AND SCOPE

This policy provides guidelines for when officers may place an individual under an emergency detention.

### 409.2 POLICY

It is the policy of the Kirkland Police Department to protect the public and individuals through legal and appropriate use of the emergency detention process.

### 409.3 AUTHORITY

An officer may take a person into emergency detention when either (RCW 71.05.150; RCW 71.05.153; RCW 71.05.201; RCW 71.34.710; RCW 71.34.351):

- (a) There is reasonable cause to believe that a person is suffering from a behavioral health disorder (e.g., mental disorder, substance abuse disorder) and presents an imminent likelihood of serious harm, or is in imminent danger because of being gravely disabled
- (b) The officer has received an order authorizing emergency detention from a court or a designated crisis responder

Persons taken into emergency detention should be transported to an appropriate facility as soon as practicable.

#### 409.3.1 VOLUNTARY EVALUATION

If an officer encounters an individual who may qualify for emergency detention, he/she may inquire as to whether the person desires to voluntarily be evaluated at an appropriate facility. If the individual so desires, the officers should:

- (a) Transport the individual to an appropriate facility that is able to conduct the evaluation and admit the person.
- (b) Document the circumstances surrounding the individual's desire to pursue voluntary evaluation and/or admission.

If at any point the individual changes his/her mind regarding voluntary evaluation, officers should proceed with the emergency detention process, if appropriate.

### 409.4 CONSIDERATIONS AND RESPONSIBILITIES

Any officer handling a call involving an individual who may qualify for emergency detention should consider, as time and circumstances reasonably permit:

- (a) Available information that might assist in determining the cause and nature of the individual's action or stated intentions.
- (b) Community or neighborhood mediation services.
- (c) Conflict resolution and de-escalation techniques.

# Kirkland Police Department

## Kirkland PD Policy Manual

### *Emergency Detentions*

---

- (d) Community or other resources available to assist in dealing with behavioral health issues.

While these steps are encouraged, nothing in this section is intended to dissuade officers from taking reasonable action to ensure the safety of the officers and others.

Emergency detentions should be preferred over arrest for individuals with behavioral health disorders who are suspected of committing minor crimes or creating other public safety issues.

#### **409.5 TRANSPORTATION**

When taking an individual into emergent detention, officers may transport the individual in a patrol vehicle so long as there are no known or obvious medical issues. Officers shall secure them in accordance with the Handcuffing and Restraints Policy, as well as following the Vehicle Use Policy as it relates to searching their patrol vehicle before and after transport. If the individual does have a medical issue, or transporting them by ambulance is more practical based on the circumstances presented to the officer, the officer should utilize a private ambulance service for the transport.. If the available private ambulance carriers decline to respond, the following procedure will be implemented:

- Officers will request via NORCOM that a Kirkland Fire Department Aid Unit respond for a "patient evaluation".
- If the Kirkland Fire Department Aid personnel feel the patient may be a threat to their safety, they may request an officer to ride in the Aid Unit or have police personnel follow the Aid Unit to the medical facility.
- The use of an Aid Unit to transport an emergent detention shall only be requested after there is a decline (not a time delay) by the available private carriers.

#### **409.6 TRANSFER TO APPROPRIATE FACILITY**

If the patient is violent or potentially violent, the officer will notify the transporting personnel of this concern.

#### **409.7 DOCUMENTATION**

In all circumstances where a person is taken into custody on a mental health detention, the officer shall also provide a verbal summary to the evaluating staff member regarding the circumstances leading to the involuntary detention. This will be immediately followed up by the officer with a written report provided to the admitting facility by fax, email, hard copy, or other method of electronic transmission.

#### **409.8 CRIMINAL OFFENSES**

Officers investigating an individual who is suspected of committing a minor criminal offense and who is being taken into emergency detention should resolve the criminal matter by issuing a warning or a citation, as appropriate.

When an individual who may qualify for emergency detention has committed a serious criminal offense that would normally result in an arrest and transfer to a jail facility, the officer should:

# Kirkland Police Department

## Kirkland PD Policy Manual

### *Emergency Detentions*

---

- (a) Arrest the individual when there is probable cause to do so.
- (b) Notify the appropriate supervisor of the facts supporting the arrest and the facts that would support the emergency detention.
- (c) Facilitate the individual's transfer to the jail facility.
- (d) Thoroughly document in the related reports the circumstances that indicate the individual may qualify for emergency detention.

In the supervisor's judgment, the individual may instead be arrested or booked and transported to the appropriate mental health facility. The supervisor should consider the seriousness of the offense, the treatment options available, the ability of this department to regain custody of the individual, department resources (e.g., posting a guard), and other relevant factors in making this decision.

#### **409.9 FIREARMS AND OTHER WEAPONS**

Whenever an individual is taken into emergency custody, the handling officers should seek to determine if the individual owns or has access to any firearm or other deadly weapon. Officers should consider whether it is appropriate and consistent with current search and seizure law under the circumstances to seize any such firearms or other dangerous weapons (e.g., safekeeping, evidence, consent).

Officers are cautioned that a search warrant may be needed before entering a residence or other place to search, unless lawful, warrantless entry has already been made (e.g., exigent circumstances, consent). A warrant may also be needed before searching for or seizing weapons.

The handling officers should further advise the individual of the procedure for the return of any firearm or other weapon that has been taken into custody.

##### **409.9.1 RETURN OF CONFISCATED FIREARMS AND OTHER WEAPONS**

Weapons taken into custody for safekeeping under section 418.4 will be returned to the lawful owner upon request unless the seizing officer or the assigned detective has placed a hold on the weapons pending a petition for retention, the petition has been granted, or is pending before the court. Once the petition has been ruled on by the court, the weapons will be released or disposed of in accordance with the court order.

Prior to releasing any weapon, Evidence Unit personnel shall be required to ensure the person is legally eligible to possess the weapon.

In the event that no timely petition is filed with the court or the court denies such a petition, the seized weapon shall be eligible for release to the lawful owner or other authorized individual unless such weapon(s) represent evidence in a criminal matter or there is other independent good cause to continue to retain custody of the weapon.

#### **409.10 TRAINING**

This department will endeavor to provide department-approved training on interaction with persons with behavioral health disorders, emergency detentions and crisis intervention.



## Citation Releases

### 410.1 PURPOSE AND SCOPE

The purpose of this policy is to provide members of the Kirkland Police Department with guidance on when to release adults who are suspected offenders on a citation and notice to appear in court for a criminal offense, rather than having the person held in custody for a court appearance or released on bail.

### 410.2 POLICY

The Kirkland Police Department will consider its resources and its mission of protecting the community when exercising any discretion to release suspected offenders on a citation and notice to appear in court, when authorized to do so.

### 410.3 RELEASE

A suspected offender may be released on issuance of a citation and notice to appear in court by an officer whenever a person is arrested or could have been arrested pursuant to statute for a violation of law which is punishable as a misdemeanor or gross misdemeanor (Criminal Rules, CrRLJ 2.1(b)(1)).

### 410.4 PROHIBITIONS

The release of a suspected offender on a citation and notice to appear is not permitted when:

- (a) A person has been arrested pursuant to RCW 10.31.100(2) (restraining orders).
- (b) An officer has probable cause to believe that the person arrested has violated RCW 46.61.502 (DUI) or RCW 46.61.504 (physical control of a vehicle while DUI) or equivalent local ordinance and the officer has knowledge that the person has a prior offense as defined in RCW 46.61.5055 (alcohol and drug violators) within the last 10 years, or that the person is charged with or is awaiting arraignment for an offense that would qualify as a prior offense under RCW 46.61.5055 if it were a conviction (RCW 10.31.100; Criminal Rules, CrRLJ 3.2(o)(3)).

See the Domestic Violence Policy for release restrictions related to those investigations.

### 410.5 CONSIDERATIONS

In determining whether to cite and release a person, officers shall consider whether (Criminal Rules, CrRLJ 2.1(b)(2)):

- (a) The suspected offender has identified him/herself satisfactorily.
- (b) Detention appears reasonably necessary to prevent imminent bodily harm to the suspected offender or another, property damage or breach of the peace.
- (c) The suspected offender has ties to the community reasonably sufficient to assure his/her appearance or whether there is substantial likelihood that he/she will refuse to respond to the citation and notice.
- (d) The suspected offender previously has failed to appear in response to a citation and notice issued pursuant to the court rule or to other lawful process.

# Foreign Diplomatic and Consular Representatives

## 411.1 PURPOSE AND SCOPE

This policy provides guidelines to ensure that members of the Kirkland Police Department extend appropriate privileges and immunities to foreign diplomatic and consular representatives in accordance with international law.

## 411.2 VICTIMS AND WITNESSES

To encourage crime reporting and cooperation in the investigation of criminal activity, all individuals, regardless of their immigration status, must feel secure that contacting or being addressed by members of law enforcement will not automatically lead to immigration inquiry and/or deportation. While it may be necessary to determine the identity of a victim or witness, members shall treat all individuals equally and without regard to race, color or national origin in any way that would violate the United States or Washington Constitutions.

## 411.3 ICE REQUEST FOR ASSISTANCE

Requests by ICE, or any other federal agency, for assistance from this department should be directed to a supervisor. The Department may provide available support services, such as traffic control or peacekeeping efforts, to ICE or other federal agencies.

## 411.4 POLICY

It is the policy of the Kirkland Police Department that all members make personal and professional commitments to equal enforcement of the law and equal service to the public. Confidence in this commitment will increase the effectiveness of this department in protecting and serving the entire community and recognizing the dignity of all persons, regardless of their immigration status.

Officers shall not inquire into the immigration or citizenship status of an individual except where the inquiry relates to a legitimate law enforcement purpose that is unrelated to the enforcement of a civil immigration law.

### 411.4.1 INFORMATION SHARING

All members will follow 8 USC § 1373 regarding the citizenship or immigration status, lawful or unlawful, of any individual reference the following:

- a) Sending information to, or requesting or receiving such information from ICE
- b) Maintaining such information in department records
- c) Exchanging such information with any other federal, state or local government entity.

## 411.5 ENFORCEMENT ACTION

An officer shall not detain any individual for any length of time for a civil violation of federal immigration laws or a related civil warrant.

# Kirkland Police Department

## Kirkland PD Policy Manual

### *Foreign Diplomatic and Consular Representatives*

---

If the Department of State is not immediately available for consultation regarding law enforcement action, members shall be aware of the following:

- (a) Generally, all persons with diplomatic and consular privileges and immunities may be issued a citation or notice to appear. However, the person may not be compelled to sign the citation.
- (b) All persons, even those with a valid privilege or immunity, may be reasonably restrained in exigent circumstances for purposes of self-defense, public safety, or the prevention of serious criminal acts.
- (c) An impaired foreign diplomatic or consular representative may be prevented from driving a vehicle, even if the person may not be arrested due to privileges and immunities.
  - (a) Investigations, including the request for field sobriety tests, chemical tests, and any other tests regarding impaired driving may proceed but they shall not be compelled.
- (d) The following persons may not be detained or arrested, and any property or vehicle owned by these persons may not be searched or seized:
  - 1. Diplomatic-level staff of missions to international organizations and recognized family members
  - 2. Diplomatic agents and recognized family members
  - 3. Members of administrative and technical staff of a diplomatic mission and recognized family members
  - 4. Career consular officers, unless the person is the subject of a felony warrant
- (e) The following persons may generally be detained and arrested:
  - 1. International organization staff; however, some senior officers are entitled to the same treatment as diplomatic agents.
  - 2. Support staff of missions to international organizations
  - 3. Diplomatic service staff and consular employees; however, special bilateral agreements may exclude employees of certain foreign countries.
  - 4. Honorary consular officers

#### 411.5.1 IMMIGRATION HOLDS

No individual should be held based solely on a federal immigration detainer under CFR 287.7 unless the detainer is accompanied by a judicial warrant. Notification to the federal authority issuing the detainer should be made prior to the release.

#### 411.6 DEFINITIONS

**Foreign National**-Anyone who is not a citizen of the United States (U.S.). A person with dual-citizenship, U.S. and foreign, is not a foreign national.

# Kirkland Police Department

## Kirkland PD Policy Manual

### *Foreign Diplomatic and Consular Representatives*

---

**Immunity**-Refers to the various protections and privileges extended to the employees of foreign governments who are present in the U.S. as official representatives of their home governments. These privileges are embodied in international law and are intended to ensure the efficient and effective performance of their official "missions" (i.e., embassies, consulates, etc.) in foreign countries. Proper respect for the immunity to which an individual is entitled is necessary to ensure diplomatic relations are not jeopardized and to maintain reciprocal treatment of U.S. personnel abroad. Although immunity may preclude U.S. courts from exercising jurisdiction, it is not intended to excuse unlawful activity. It is the policy of the U.S. Department of State's Office of Foreign Missions (OFM) that illegal acts by Foreign Service personnel should always be pursued through proper channels. Additionally, the host country's right to protect its citizens supersedes immunity privileges. Peace officers may intervene to the extent necessary to prevent the endangerment of public safety or the commission of a serious crime, regardless of immunity claims.

#### **411.7 ARREST OR DETENTION OF FOREIGN NATIONALS**

Officers should take appropriate enforcement action for all violations observed, regardless of claims of diplomatic or consular immunity received from violators. A person shall not, however, be subjected to an in-custody arrest when diplomatic or consular immunity is claimed by the individual or suspected by the officer, and the officer has verified or reasonably suspects that the claim of immunity is valid.

#### **411.8 LEVELS OF IMMUNITY**

The specific degree of immunity afforded to foreign service personnel within the U.S. is directly related to their function and position in this country.

##### **411.8.1 DIPLOMATIC AGENTS**

Diplomatic agents (e.g., ambassadors and United Nations representatives) are afforded the highest levels of immunity. They are exempt from arrest or detention and are immune from all criminal (and most civil) prosecution by the host state. The family members of diplomatic agents enjoy these same immunities.

##### **411.8.2 CONSULAR OFFICERS**

Consular officers are the ranking members of consular posts who perform various formal functions on behalf of their own governments. Typical titles include consul general, consul, and vice consul. These officials are immune from arrest or detention, except pursuant to a felony warrant. They are only immune from criminal and civil prosecution arising from official acts. Official acts immunity must be raised as an affirmative defense in the court jurisdiction, and its validity is determined by the court. Under this defense, the prohibited act itself must have been performed as an official function. It is not sufficient that the consular agent was on-duty or in an official capacity at the time of the violation. The family members of consular officers generally enjoy no immunity. However, any family member who enjoys a higher level of immunity is issued an identification card by the Department of State (DOS) enumerating any privileges or immunities on the back of the card. Examples are consular officers and family members from Russia and China.

# Kirkland Police Department

## Kirkland PD Policy Manual

### *Foreign Diplomatic and Consular Representatives*

---

There are approximately 40 consular officers in Washington, with most located in Seattle or Spokane.

#### 411.8.3 HONORARY CONSULS

Honorary Consuls are part-time employees of the country they represent and are either permanent residents of the U.S. or U.S. nationals (unlike career consular officers, who are foreign nationals on a temporary assignment to the U.S.). Honorary consuls may be arrested and detained; limited immunity for official acts may be available as a subsequent defense. Family members have no immunity.

#### 411.9 IDENTIFICATION

All diplomatic and consular personnel who are entitled to immunity are registered with the Department of State and are issued distinctive identification cards by the Department of State Protocol Office. These cards are the best means of identifying Foreign Service personnel. They include a photograph, identifying information, and, on the reverse side, a brief description of the bearer's immunity status. Unfortunately, these identification cards are not always promptly issued by the Department of State. In addition to the Department of State identification card, Foreign Service personnel should also have a driver's license issued by the Department of State Diplomatic Motor Vehicle Office (DMVO), which in most circumstances replaces the operator's license issued by the state.

##### 411.9.1 VEHICLE REGISTRATION

Vehicles that are owned by foreign missions or Foreign Service personnel and their dependents are registered with the Department of State OFM and display distinctive red, white and blue license plates. Vehicles assigned to diplomatic or consular officers will generally have license plate labels with the words "Diplomat" or "Consul." Vehicles owned by honorary consuls are not issued OFM license plates, but may have Washington license plates with an "honorary consul" label. Driver's identity or immunity status should not be presumed from the type of license plate displayed on the vehicle. The status of OFM license plates should be run via the National Law Enforcement Telecommunications System (NLETS), designating "US" as the state, if the officer has reason to question the legitimate possession of the license plate.

#### 411.10 ENFORCEMENT PROCEDURES

The following procedures provide a guideline for handling enforcement of foreign nationals:

##### 411.10.1 CITABLE OFFENSES

An enforcement document shall be issued at the scene for all violations warranting such action, regardless of the violator's immunity status. The issuance of a citation is not considered an arrest or detention under the current Department of State guidelines. Whenever the equivalent of a Notice to Appear is issued to an immunity claimant, the following additional procedures shall be followed by the arresting officer:

- (a) identification documents are to be requested of the claimant.

# Kirkland Police Department

## Kirkland PD Policy Manual

### *Foreign Diplomatic and Consular Representatives*

---

(b) The title and country represented by the claimant are to be recorded on the back of the officer's copy of the Notice to Appear for later reference. Do not include on the face of the Notice to Appear.

(c) The identity and immunity status of the individual shall be conclusively established.

(d) All other claimants are subject to the provisions of the policy and procedures outlined in this chapter.

(e) The violator shall be provided with the appropriate copy of the Notice to Appear.

#### 411.10.2 IN-CUSTODY ARRESTS

Diplomatic agents and consular officers are immune from arrest or detention (unless they have no identification and the detention is to verify their diplomatic status). Proper identification of immunity claimants is imperative in potential in-custody situations. Claimants who are not entitled to immunity shall be placed in custody in accordance with the provisions in Policy 411.12.

A subject who is placed under arrest and claims diplomatic or consular immunity shall not be physically restrained before verification of the claim (unless restraint is necessary for the protection of the officers or others).

A supervisor shall be promptly notified and should respond to the scene when possible.

- Field verification of the claimant's identity is to be attempted as follows: Identification cards issued by the Department of State Protocol Office are the only valid evidence of diplomatic or consular immunity. The following types of identification cards are issued: Diplomatic (blue bordered), Consular (red bordered), and Official (green bordered). The Department of State identification cards are 3 3/4 inch by 1 1/2 inch and contain a photograph of the bearer.
- Initiate telephone verification with the Department of State. Newly arrived members of the diplomatic or consular missions may not yet have official Department of State identity documents. Verify immunity by telephone with the Department of State any time an individual claims immunity and cannot produce satisfactory identification, the officer has reason to doubt the claim of immunity, or there is a possibility of physical arrest. Law enforcement personnel should use the following numbers in order of preference:

#### **Office of Foreign Missions:**

San Francisco, CA

425-744-2910 ext. 22 or 23

415-774-2913 (fax)

Hours: 0800-1700 PST

#### **Office of Foreign Missions/Diplomatic Motor Vehicle Office:**

Washington, D.C.

202-895-3521 (Driver's License Verification)

# Kirkland Police Department

## Kirkland PD Policy Manual

### *Foreign Diplomatic and Consular Representatives*

---

202-895-3532 (Registration Verification)

202-895-3533 (fax)

Hours: 0815-1700 EST

#### **Diplomatic Security Service:**

915 Second Avenue, Room 3410

Seattle, WA 98174

206-220-7721

206-220-7723 (fax)

#### **Department of State/Diplomatic Security Service Command Center:**

Washington, D.C.

202-647-7277

202-647-1512

202-647-0122 (fax)

Hours: 24 hours

Members of diplomatic or consular missions also may have other forms of identification. These include identification cards issued by Office of Emergency Services, local law enforcement agencies, the foreign embassy or consulate; driver's licenses issued by the Department of State; and Department of State license indicia on the vehicle. All these items are only an indication that the bearer may have some form of immunity.

Subjects verified through the above procedures as being officials entitled to immunity (diplomatic agent, consular officers and consular staff and family members from countries with which the U. S. has special agreements) may not be arrested. The procedures below shall be followed. These procedures should also be used in the event immunity cannot be verified, but another form of identification indicates that immunity is probable.

If the release of the violator will not create an additional hazard, adequate information to properly identify the violator shall be obtained and the official shall be released. A supervisor's approval for the release shall be obtained whenever possible. The necessary release documents and/or a Certificate of Release form should only be issued under the proper conditions.

If the violator appears to have been driving under the influence, field sobriety tests, including Preliminary Alcohol Screening (PAS) device tests and chemical tests, should be offered and obtained whenever possible, however, these tests cannot be compelled. The subject shall not be permitted to drive. A supervisor's approval for release shall be obtained whenever possible and alternative transportation should be arranged.

# Kirkland Police Department

## Kirkland PD Policy Manual

### *Foreign Diplomatic and Consular Representatives*

---

All facts of the incident should be documented in accordance with this policy in a Driving Under the Influence (DUI) report, or cae report. Notwithstanding the field release of the subject, prosecution is still appropriate and should be pursued by the command concerned. The Department of State will take appropriate sanctions against errant foreign service personnel, even where prosecution is not undertaken by the agency.

#### **411.11 TRAFFIC COLLISIONS**

Persons involved in traffic collisions who possess a Department of State OFM Diplomatic Driver License issued by DMVO shall have the collision report coded as required. If subsequent prosecution of the claimant is anticipated, the claimant's title, country and type of identification presented should be recorded for future reference. Issuance of a citation to, or arrest of, an immunity claimant at the accident scenes should be handled in accordance with the procedures specified in Policy 411.9 of this chapter.

##### **411.11.1 VEHICLES**

Vehicles which are owned by subjects with full immunity may not be searched, stored or impounded without the owner's permission. (Such permission may be assumed if the vehicle has been stolen.) These vehicles may, however, be towed the necessary distance to remove them from obstructing traffic or creating any other hazard.

##### **411.11.2 REPORTS**

A photocopy of each traffic collision report involving an identified diplomat and/or immunity claimant shall be forwarded to the office of the Chief of Police within 48 hours whether or not the claim is verified. The words "Immunity Claim" shall be marked on the photocopy, together with a notation of the claimant's title, country and type of identification presented (if applicable). In addition to the report, a follow-up cover memorandum should be submitted if the violation was flagrant, if the claimant was uncooperative, or if there were any other unusual aspects of the enforcement contact that should be reported to the Department of State for further action. The supervisor apprised of the incident/accident shall also send a copy of all documents and reports submitted by the investigating officer along with any supervisor's notes, materials and/or logs to the Chief of Police's office within 48 hours of the incident. The Chief of Police's office will check to ensure that notification of the Department of State and all necessary follow-up occur.

#### **411.12 FOREIGN NATIONALS WHO DO NOT CLAIM IMMUNITY**

These policies and procedures apply to foreign nationals who do not claim diplomatic or consular immunity.

Officers shall arrest foreign nationals only under the following circumstances:

- (a) There is a valid warrant issued for the person's arrest.
- (b) There is probable cause to believe the foreign national has violated a federal criminal law, a state law, or a local ordinance.



# Kirkland Police Department

## Kirkland PD Policy Manual

### *Foreign Diplomatic and Consular Representatives*

---

Officers shall not arrest or detain foreign nationals solely for the alleged undocumented entry into or presence in the United States. Federal courts have consistently held that undocumented presence is not a crime, but a federal civil violation only enforceable by federal officers.

- Officers shall not stop or detain persons solely for determining immigration status.
- International treaty obligations provide for notification of foreign governments when foreign nationals are arrested or otherwise detained in the U.S.
- Whenever an officer arrests and incarcerates a foreign national or detains a foreign national for investigation for over two hours, the officer shall promptly advise the individual that he/she is entitled to have his/her government notified of the arrest or detention. If the individual wants his/her government notified, the officer shall begin the notification process.

#### 411.12.1 ARREST PROCEDURE

Whenever an officer physically arrests or detains an individual for criminal investigation and the officer reasonably believes the person to be a foreign national, the officer shall inquire to determine the person's citizenship.

This procedure applies to detentions of more than two hours. An inquiry is not required if the individual is detained less than two hours for criminal investigation.

If the individual indicates that he/she is other than a U.S. citizen, the officer shall advise the individual that he/she has the right to have the nearest appropriate embassy or consulate notified of the arrest/detention (Vienna Convention on Consular Relations, Art. 36 (1969)). If the individual requests such notification, the officer or supervisor shall notify the appropriate embassy/consulate. Officers should be prepared to provide the following information:

- Country of citizenship
- Full name of individual, including paternal and maternal surname if used
- Date of birth or age
- Time, date, place, location of incarceration/detention and the 24-hour telephone number of the place of detention if different from the Department itself.

If the individual claims citizenship of one of the countries for which notification of the embassy/consulate is mandatory, officers shall gather and retain the information listed above as soon as possible, regardless of whether the individual desires the embassy/consulate be notified. This procedure is critical because of treaty obligations with the particular countries. The list of countries and jurisdictions that require notification can be found on the U.S Department of State website.

#### 411.12.2 DOCUMENTATION

Officers shall document on the face page and in the narrative of the appropriate case report the date and time of the foreign national's arrest/detention and his/her claimed nationality. Officers shall also document the time notifications were attempted and completed.

# Kirkland Police Department

## Kirkland PD Policy Manual

### *Foreign Diplomatic and Consular Representatives*

---

#### **411.13 U VISA AND T VISA NON-IMMIGRANT STATUS**

Under certain circumstances, federal law allows temporary immigration benefits, known as a U visa, to victims and witnesses of certain qualifying crimes (8 USC § 1101(a)(15)(U)). A law enforcement certification for a U visa may be completed by an officer in order for a U visa to be issued.

Similar immigration protection, known as a T visa, is available for certain qualifying victims of human trafficking (8 USC § 1101(a)(15)(T)). A law enforcement declaration for a T visa may be completed by an officer in order for a T visa to be issued.

Any request for assistance in applying for a U visa or a T visa status should be forwarded in a timely manner to the Investigation Section supervisor assigned to oversee the handling of any related case. The Investigations Section supervisor should:

- (a) Consult with the assigned investigator to determine the current status of any related case and whether further documentation is warranted.
- (b) Contact the appropriate prosecutor assigned to the case, if applicable, to ensure the certification or declaration has not already been completed and whether a certification or declaration is warranted.
- (c) Address the request and complete the certification or declaration, if appropriate, in a timely manner.
  - (a) The instructions for completing certification and declaration forms can be found on the U.S. Department of Homeland Security (DHS) website.
- (d) Ensure that any decision to complete, or not complete, a certification or declaration form is documented in the case file and forwarded to the appropriate prosecutor. Include a copy of any completed form in the case file.

#### **411.14 TRAINING**

The Training Sergeant shall ensure that all appropriate members receive immigration and consular notification training.

## Rapid Response and Deployment

### 412.1 PURPOSE AND SCOPE

Violence that is committed in schools, workplaces and other locations by individuals or a group of individuals who are determined to target and kill persons and to create mass casualties presents a difficult situation for law enforcement. The purpose of this policy is to identify guidelines and factors that will assist responding officers in situations that call for rapid response and deployment.

### 412.2 POLICY

The Kirkland Police Department will endeavor to plan for rapid response to crisis situations, and to coordinate response planning with other emergency services as well as with those that are responsible for operating sites that may be the target of a critical incident.

Nothing in this policy shall preclude the use of reasonable force, deadly or otherwise, by members of the Department in protecting themselves or others from death or serious injury.

### 412.3 CONSIDERATIONS

When dealing with a crisis situation members should:

- (a) Assess the immediate situation and take reasonable steps to maintain operative control of the incident.
- (b) Obtain, explore and analyze sources of intelligence and known information regarding the circumstances, location and suspect involved in the incident.
- (c) Attempt to attain a tactical advantage over the suspect by reducing, preventing or eliminating any known or perceived threat.
- (d) Attempt, if feasible and based upon the suspect's actions and danger to others, a negotiated surrender of the suspect and release of the hostages.

### 412.4 FIRST RESPONSE

If there is a reasonable belief that acts or threats by a suspect are placing lives in imminent danger, first responding officers should consider reasonable options to reduce, prevent or eliminate the threat. Officers must decide, often under a multitude of difficult and rapidly evolving circumstances, whether to advance on the suspect, take other actions to deal with the threat or wait for additional resources.

If a suspect is actively engaged in the infliction of serious bodily harm or other life-threatening activity toward others, officers should take immediate action, if reasonably practicable, while requesting additional assistance.

Officers should remain aware of the possibility that an incident may be part of a coordinated multi-location attack that may require some capacity to respond to other incidents at other locations.

When deciding on a course of action officers should consider:

# Kirkland Police Department

## Kirkland PD Policy Manual

### *Rapid Response and Deployment*

---

- (a) Whether to advance on or engage a suspect who is still a possible or perceived threat to others. Any advance or engagement should be made based on information known or received at the time.
- (b) Whether to wait for additional resources or personnel. This does not preclude an individual officer from taking immediate action.
- (c) Whether individuals who are under imminent threat can be moved or evacuated with reasonable safety.
- (d) Whether the suspect can be contained or denied access to victims.
- (e) Whether the officers have the ability to effectively communicate with other personnel or resources.
- (f) Whether planned tactics can be effectively deployed.
- (g) The availability of rifles, shields, breaching tools, control devices and any other appropriate tools, and whether the deployment of these tools will provide a tactical advantage.

In a case of a barricaded suspect with no hostages and no immediate threat to others, officers should consider summoning and waiting for additional assistance (special tactics and/or hostage negotiation team response).

An officer's duty is to protect the lives of the public while keeping in mind the following priorities of life:

- (a) Hostages
- (b) Citizens/Bystanders
- (c) Officers
- (d) Suspects

#### **412.5 PLANNING**

The Operations Division Deputy Chief should coordinate critical incident planning. Planning efforts should consider:

- (a) Identification of likely critical incident target sites, such as schools, shopping centers, entertainment and sporting event venues.
- (b) Availability of building plans and venue schematics of likely critical incident target sites.
- (c) Communications interoperability with other law enforcement and emergency service agencies.
- (d) Training opportunities in critical incident target sites, including joint training with site occupants.
- (e) Evacuation routes in critical incident target sites.
- (f) Patrol first-response training.

# Kirkland Police Department

## Kirkland PD Policy Manual

### *Rapid Response and Deployment*

---

- (g) Response coordination and resources of emergency medical and fire services.
- (h) Equipment needs.
- (i) Mutual aid agreements with other agencies.
- (j) Coordination with private security providers in critical incident target sites.

#### **412.6 SCHOOL NOTIFICATION**

The Operations Deputy Chief should establish protocols for public and private school notification in the event an incident reasonably appears to require a lockdown or evacuation. Protocols should include notification to all known schools in the vicinity of the incident that may be similarly threatened (RCW 28A.320.125).

#### **412.7 TRAINING**

The Training Sergeant should include rapid response to critical incidents in the training plan. This training should address:

- (a) Orientation to likely critical incident target sites, such as schools, shopping centers, entertainment and sporting event venues.
- (b) Communications interoperability with other law enforcement and emergency service agencies.
- (c) Patrol first-response training, including patrol rifle, breaching tool and control device training.
- (d) First aid, including gunshot trauma.
- (e) Reality-based scenario training (e.g., active shooter, disgruntled violent worker).

## Emergency Utility Service

### 413.1 PURPOSE AND SCOPE

The City Public Works Department has personnel available to handle emergency calls 24 hours per day. Calls for service during non-business hours are frequently directed to the Police Department. Requests for such service received by this department should be handled in the following manner.

#### 413.1.1 BROKEN WATER LINES

The City's responsibility ends at the water meter; any break or malfunction in the water system from the water meter to the citizen's residence or business is the customer's responsibility. Public Works can only turn off the valve at the meter. The citizen can normally accomplish this.

If a break occurs on the City side of the meter, emergency personnel should be called as soon as practical by NORCOM.

#### 413.1.2 ELECTRICAL LINES

City Public Works does not maintain electrical lines to street light poles. When a power line poses a hazard, an officer should be dispatched to protect against personal injury or property damage that might be caused by power lines. Puget Sound Energy should be promptly notified, as appropriate.

#### 413.1.3 RESERVOIRS, PUMPS, WELLS, ETC.

Public Works maintains the reservoirs and public water equipment, as well as several underpass and other street drainage pumps. In the event of flooding or equipment malfunctions, emergency personnel should be contacted as soon as possible.

#### 413.1.4 EMERGENCY NUMBERS

A current list of emergency personnel who are to be called for municipal utility emergencies is maintained by NORCOM.

### 413.2 TRAFFIC SIGNAL MAINTENANCE

The City of Kirkland Public Works Signal Technicians are responsible for the maintenance of all traffic signals within the City, other than those maintained by the State of Washington.

#### 413.2.1 OFFICER'S RESPONSIBILITY

Upon observing a damaged or malfunctioning signal, the officer will advise the NORCOM of the location and problem with the signal. The dispatcher should make the necessary notification to Public Works.

## Aircraft Accidents

### 414.1 PURPOSE AND SCOPE

The purpose of this policy is to provide Department members with guidelines for handling aircraft accidents.

This policy does not supersede, and is supplementary to, applicable portions of the Crime and Disaster Scene Integrity, Emergency Management Plan and Hazardous Material Response policies.

#### 414.1.1 DEFINITIONS

Definitions related to this policy include:

**Aircraft** - Any fixed wing aircraft, rotorcraft, balloon, blimp/dirigible or glider that is capable of carrying a person or any unmanned aerial vehicle other than those intended for non-commercial recreational use.

### 414.2 POLICY

It is the policy of the Kirkland Police Department to provide an appropriate emergency response to aircraft accidents. This includes emergency medical care and scene management.

### 414.3 ARRIVAL AT SCENE

Officers or other authorized members tasked with initial scene management should establish an inner and outer perimeter to:

- (a) Protect persons and property.
- (b) Prevent any disturbance or further damage to the wreckage or debris, except to preserve life or rescue the injured.
- (c) Preserve ground scars and marks made by the aircraft.
- (d) Manage the admission and access of public safety and medical personnel to the extent necessary to preserve life or to stabilize hazardous materials.
- (e) Maintain a record of persons who enter the accident site.
- (f) Consider implementation of an Incident Command System (ICS).

### 414.4 INJURIES AND CASUALTIES

Members should address emergency medical issues and provide care as a first priority.

Those tasked with the supervision of the scene should coordinate with the National Transportation Safety Board (NTSB) before the removal of bodies. If that is not possible, the scene supervisor should ensure documentation of what was disturbed, including switch/control positions and instrument/gauge readings.

# Kirkland Police Department

## Kirkland PD Policy Manual

### *Aircraft Accidents*

---

#### **414.5 NOTIFICATIONS**

When an aircraft accident is reported to this department, the responding supervisor shall ensure notification is or has been made to NTSB, the Federal Aviation Administration (FAA), and when applicable, the appropriate branch of the military.

Supervisors shall ensure other notifications are made once an aircraft accident has been reported. The notifications will vary depending on the type of accident, extent of injuries or damage, and the type of aircraft involved. When an aircraft accident has occurred, it is generally necessary to notify the following:

- (a) Fire department
- (b) Appropriate airport tower
- (c) Emergency medical services (EMS)

#### **414.6 CONTROLLING ACCESS AND SCENE AUTHORITY**

Prior to NTSB arrival, scene access should be limited to authorized personnel from the:

- (a) FAA.
- (b) Fire department, EMS or other assisting law enforcement agencies.
- (c) Medical Examiner
- (d) Air Carrier/Operators investigative teams with NTSB approval.
- (e) Appropriate branch of the military, when applicable.
- (f) Other emergency services agencies (e.g., hazardous materials teams, biohazard decontamination teams, fuel recovery specialists, explosive ordnance disposal specialists).

The NTSB has primary responsibility for investigating accidents involving civil aircraft. In the case of a military aircraft accident, the appropriate branch of the military will have primary investigation responsibility.

After the NTSB or military representative arrives on-scene, the efforts of this department will shift to a support role for those agencies.

If NTSB or a military representative determines that an aircraft or accident does not qualify under its jurisdiction, the on-scene supervisor should ensure the accident is still appropriately investigated and documented.

#### **414.7 DANGEROUS MATERIALS**

Members should be aware of potentially dangerous materials that might be present. These may include, but are not limited to:

- (a) Fuel, chemicals, explosives, biological or radioactive materials and bombs or other ordnance.
- (b) Pressure vessels, compressed gas bottles, accumulators and tires.
- (c) Fluids, batteries, flares and igniters.



# Kirkland Police Department

## Kirkland PD Policy Manual

### *Aircraft Accidents*

---

- (d) Evacuation chutes, ballistic parachute systems and composite materials.

#### **414.8 DOCUMENTATION**

All aircraft accidents occurring within the City of Kirkland shall be documented. At a minimum the documentation should include the date, time and location of the incident; any witness statements, if taken; the names of KPD members deployed to assist; other City resources that were utilized; and cross reference information to other investigating agencies. Suspected criminal activity should be documented on the appropriate crime report.

##### **414.8.1 WRECKAGE**

When reasonably safe, members should:

- (a) Obtain the aircraft registration number (N number) and note the type of aircraft.
- (b) Attempt to ascertain the number of casualties.
- (c) Obtain photographs or video of the overall wreckage, including the cockpit and damage, starting at the initial point of impact, if possible, and any ground scars or marks made by the aircraft.
  - 1. Military aircraft may contain classified equipment and therefore shall not be photographed unless authorized by a military commanding officer (18 USC § 795).
- (d) Secure, if requested by the lead authority, any electronic data or video recorders from the aircraft that became dislodged or cell phones or other recording devices that are part of the wreckage.
- (e) Acquire copies of any recordings from security cameras that may have captured the incident.

##### **414.8.2 WITNESSES**

Members tasked with contacting witnesses should obtain:

- (a) The location of the witness at the time of his/her observation relative to the accident site.
- (b) A detailed description of what was observed or heard.
- (c) Any photographs or recordings of the accident witnesses may be willing to voluntarily surrender.
- (d) The names of all persons reporting the accident, even if not yet interviewed.
- (e) Any audio recordings of reports to 9-1-1 regarding the accident and dispatch records.

#### **414.9 MEDIA RELATIONS**

The Public Information Officer (PIO) should coordinate a response to the media, including access issues, road closures, detours and any safety information that is pertinent to the surrounding community. Any release of information regarding details of the accident itself should be coordinated with the NTSB or other authority who may have assumed responsibility for the investigation.

# Kirkland Police Department

## Kirkland PD Policy Manual

### *Aircraft Accidents*

---

Depending on the type of aircraft, the airline or the military may be responsible for family notifications and the release of victims' names. The PIO should coordinate with other involved entities before the release of information.

## Police Training Officer Program

### 415.1 PURPOSE AND SCOPE

The Police Training Officer Program is intended to provide a standardized program to facilitate the officer's transition from the academic setting to the actual performance of general law enforcement duties of the Kirkland Police Department.

It is the policy of this department to assign all new police officers to a structured Police Training Officer Program that is designed to prepare the new officer to perform in a patrol assignment possessing all skills needed to operate in a safe, productive and professional manner.

### 415.2 POLICE TRAINING OFFICER SELECTION AND TRAINING

The Police Training Officer (PTO) is an experienced officer trained in the art of supervising, training and evaluating entry level and lateral police officers in the application of their previously acquired knowledge and skills.

#### 415.2.1 SELECTION PROCESS

PTO's will be selected based on the following requirements:

- (a) Desire to be an PTO.
- (b) Minimum of two years of patrol experience with this department.
- (c) Demonstrated ability as a positive role model.
- (d) Participate and pass a selection process.
- (e) Evaluation by supervisors

#### 415.2.2 TRAINING

An officer selected as a Police Training Officer shall successfully complete a 40-hour Police Training Officer's Course prior to being assigned as an PTO.

### 415.3 POLICE TRAINING OFFICER PROGRAM SUPERVISOR

The Police Training Officer Program supervisor will generally be the Training Sergeant.

The responsibilities of the PTO Program Supervisor include the following:

- (a) Assignment of trainees to PTOs.
- (b) Complete all scheduling of trainees during the PTO program.
- (c) Conduct PTO meetings.
- (d) Maintain and ensure PTO/Trainee performance evaluations are completed.
- (e) Maintain, update and issue the Police Training Manual to each trainee.
- (f) Monitor individual PTO performance.
- (g) Monitor overall PTO Program.

# Kirkland Police Department

## Kirkland PD Policy Manual

### *Police Training Officer Program*

---

- (h) Maintain liaison with PTO Coordinators of other agencies.
- (i) Maintain liaison with academy staff on recruit performance during the academy.
- (j) Develop ongoing training for PTOs.
- (k) Coordinate meeting with final PTO, PTO supervisor, Operations and Risk Management Lieutenants near the end of the PTO program. The purpose of this meeting is to review the trainee's performance and make the appropriate recommendation to the Chief of Police in regards to their transition to solo patrol.

#### **415.4 TRAINEE DEFINED**

Any entry level or lateral police officer newly appointed to the Kirkland Police Department who has successfully completed a CJTC approved Basic Academy.

#### **415.5 REQUIRED TRAINING**

Entry level officers shall be required to successfully complete the Police Training Program, consisting of a minimum of 15 weeks.

The training period for lateral officers may be modified depending on the trainee's demonstrated performance and level of experience, but shall consist of a minimum of eight weeks.

To the extent practicable, entry level and lateral officers should be assigned to a variety of Police Training Officers, shifts and geographical areas during their Police Training Program.

##### **415.5.1 POLICE TRAINING MANUAL**

Each new officer will be issued a Police Training Manual at the beginning of his/her Primary Training Phase. This manual is an outline of the subject matter and/or skills necessary to properly function as an officer with the Kirkland Police Department. The officer shall become knowledgeable of the subject matter as outlined. He/she shall also become proficient with those skills as set forth in the manual.

The Police Training Manual will specifically cover those policies, procedures, rules and regulations enacted by the Kirkland Police Department.

#### **415.6 EVALUATIONS**

Evaluations are an important component of the training process and shall be completed as outlined below.

##### **415.6.1 POLICE TRAINING OFFICER**

The PTO will be responsible for the following:

- (a) Complete and submit a written evaluation journal on the performance of his/her assigned trainee to the PTO program supervisor on a daily basis.
- (b) Review the Trainees performance each day with them.
- (c) Complete a detailed end-of-phase performance evaluation on his/her assigned trainee at the end of each phase of training.

# Kirkland Police Department

## Kirkland PD Policy Manual

### *Police Training Officer Program*

---

- (d) Sign off all completed topics contained in the Police Training Manual, noting the method(s) of learning and evaluating the performance of his/her assigned trainee.

#### 415.6.2 IMMEDIATE SUPERVISOR

The Patrol Sergeant shall review the Trainees performance every two weeks and forward a written evaluation to the PTO Supervisor.

#### 415.6.3 TRAINEE

At the completion of the Police Training Program, the trainee shall submit a confidential performance evaluation on each of their PTO's and on the Police Training Program.

#### **415.7 DOCUMENTATION**

All documentation of the Police Training Program will be retained in the officer's training files (which may be electronic) and will consist of the following:

- (a) PTO and Trainee's Daily Journal.
- (b) Coaching and Training Reports (CTR's).
- (c) Problem Based Learning Exercises.
- (d) Two Week Supervisor Evaluations.
- (e) Mid-Term and Final Evaluations.
- (f) Memo reflecting approval for transition to Solo-Patrol assignment.

## Obtaining Air Support

### 416.1 PURPOSE AND SCOPE

The use of a police helicopter can be invaluable in certain situations. This policy specifies potential situations where the use of a helicopter may be requested and the responsibilities for making a request.

### 416.2 REQUEST FOR HELICOPTER ASSISTANCE

If a supervisor or officer in charge of an incident determines that the use of a helicopter would be beneficial, a request to obtain helicopter assistance may be made.

#### 416.2.1 REQUEST FOR ASSISTANCE FROM ANOTHER AGENCY

After consideration and approval of the request for a helicopter, the supervisor, or his/her designee, will have NORCOM call King County Sheriff's Office and apprise them of the specific details of the incident prompting the request.

#### 416.2.2 CIRCUMSTANCES UNDER WHICH AID MAY BE REQUESTED

Police helicopters may be requested under any of the following conditions:

- (a) When the helicopter is activated under existing mutual aid agreements.
- (b) Whenever the safety of law enforcement personnel is in jeopardy and the presence of the helicopters may reduce such hazard.
- (c) When the use of the helicopters will aid in the capture of a suspected fleeing felon whose continued freedom represents an ongoing threat to the community.
- (d) When a helicopter is needed to locate a person who has strayed or is lost and whose continued absence constitutes a serious health or safety hazard.
- (e) Vehicle pursuits.

While it is recognized that the availability of helicopter support will generally provide valuable assistance to ground personnel, the presence of a helicopter will rarely replace the need for officers on the ground.

## Contacts and Temporary Detentions

### 417.1 PURPOSE AND SCOPE

The purpose of this policy is to establish guidelines for temporarily detaining but not arresting persons in the field, conducting field interviews (FI) and pat-down searches, and the taking and disposition of photographs.

#### 417.1.1 DEFINITIONS

**Consensual encounter** - When an officer contacts an individual but does not create a detention through words, actions, or other means. In other words, a reasonable individual would believe that his/her contact with the officer is voluntary.

**Field interview (FI)** - The brief detainment of an individual, whether on foot or in a vehicle, based on reasonable suspicion for the purposes of determining the individual's identity and resolving the officer's suspicions.

**Field photographs** - Posed photographs taken of a person during a contact, detention, or arrest in the field. Undercover surveillance photographs of an individual and recordings captured by the normal operation of a Mobile Audio Video (MAV) system, body-worn camera, or public safety camera when persons are not posed for the purpose of photographing are not considered field photographs.

**Pat-down search** - A type of search used by officers in the field to check an individual for dangerous weapons. It involves a thorough patting down of clothing to locate any weapons or dangerous items that could pose a danger to the officer, the detainee, or others.

**Reasonable suspicion** - When, under the totality of the circumstances, an officer has articulable facts that criminal activity may be afoot and a particular person is connected with that possible criminal activity.

**Temporary detention** - When an officer intentionally, through words or actions, causes an individual to reasonably believe he/she is required to restrict his/her movement without an actual arrest. Temporary detentions also occur when an officer actually restrains a person's freedom of movement. Physical force may be used to prevent a person from fleeing or stop a person who is actively fleeing a lawful temporary investigative detention, provided that the person has been given notice that he or she is being detained and is not free to leave.

### 417.2 POLICY

The Kirkland Police Department respects the right of the public to be free from unreasonable searches or seizures. Due to an unlimited variety of situations confronting the officer, the decision to temporarily detain a person and complete an FI, pat-down search, or field photograph shall be left to the officer based on the totality of the circumstances, officer safety considerations, and constitutional safeguards.

# Kirkland Police Department

## Kirkland PD Policy Manual

### *Contacts and Temporary Detentions*

---

#### **417.3 FIELD INTERVIEWS**

Based on observance of suspicious circumstances or upon information from investigation, an officer may initiate the stop of a person, and conduct an FI, when there is articulable, reasonable suspicion to do so. A person, however, shall not be detained longer than is reasonably necessary to resolve the officer's suspicion.

Nothing in this policy is intended to discourage consensual contacts. Frequent casual contact with consenting individuals is encouraged by the Kirkland Police Department to strengthen community involvement, community awareness, and problem identification.

##### **417.3.1 INITIATING A FIELD INTERVIEW**

When initiating the stop, the officer should be able to point to specific facts which, when considered with the totality of the circumstances, reasonably warrant the stop. Such facts include but are not limited to an individual's:

- (a) Appearance or demeanor suggesting that he/she is part of a criminal enterprise or is engaged in a criminal act.
- (b) Actions suggesting that he/she is engaged in a criminal activity.
- (c) Presence in an area at an inappropriate hour of the day or night.
- (d) Presence in a particular area is suspicious.
- (e) Carrying of suspicious objects or items.
- (f) Excessive clothes for the climate or clothes bulging in a manner that suggests he/she is carrying a dangerous weapon.
- (g) Location in proximate time and place to an alleged crime.
- (h) Physical description or clothing worn that matches a suspect in a recent crime.
- (i) Prior criminal record or involvement in criminal activity as known by the officer.

##### **417.3.2 USE OF MOBILE FINGERPRINT IDENTIFICATION DEVICES**

This policy applies to the use of mobile fingerprint identification devices by Department employees.

King County's regional AFIS (Automated Fingerprint Identification System) program has initiated a Mobile ID project, involving the use of wireless remote fingerprint identification throughout the county. The project is designed to assist in identifying persons whose identities are in question, while the fingerprint verification process already exists in King County, Mobile ID moves this function to law enforcement first responders in the field, resulting in a more timely identification process. King County AFIS has provided several handheld Mobile ID devices to Kirkland Police Department for this purpose.

Kirkland Police Department has adopted the attached BIOMETRIC HANDHELD FINGERPRINT IDENTIFICATION POLICY ISSUED BY King County AFIS. The policy stipulates the legal parameters and procedures for the use of the device.



# Kirkland Police Department

## Kirkland PD Policy Manual

### *Contacts and Temporary Detentions*

---

Only officers trained by King County AFIS program staff and operating under the guidelines of the Mobile ID project/policy may use the device. Training includes a review and signed acknowledgement of the adopted policy.

Review attachment: BIOMETRIC HANDHELD FINGERPRINT IDENTIFICATION POLICY ISSUED BY KING COUNTY AFIS.pdf

#### 417.3.3 JUVENILE FIELD CONTACTS

An officer shall permit a juvenile 17 years of age or younger to consult with legal counsel in person, by telephone, or by video conference, before the juvenile waives any constitutional rights anytime an officer detains a juvenile based on probable cause of involvement in criminal activity or requests the juvenile provide consent to an evidentiary search of the juvenile's property, dwellings, or vehicles under their control (RCW 13.40.740). See the Temporary Custody of Juveniles Policy, Interviewing or Interrogating Juvenile Suspects section for additional guidance and exceptions.

#### 417.4 PAT-DOWN SEARCHES

Once a valid stop has been made, and consistent with the officer's training and experience, an officer may pat a suspect's outer clothing for weapons if the officer has a reasonable, articulable suspicion the suspect may pose a safety risk. The purpose of this limited search is not to discover evidence of a crime, but to allow the officer to pursue the investigation without fear of violence. Circumstances that may establish justification for performing a pat-down search include but are not limited to the following:

- (a) The type of crime suspected, particularly in crimes of violence where the use or threat of deadly weapons is involved.
- (b) Where more than one suspect must be handled by a single officer.
- (c) The hour of the day and the location or neighborhood where the stop takes place.
- (d) Prior knowledge of the suspect's use of force and/or propensity to carry weapons.
- (e) The actions and demeanor of the suspect.
- (f) Visual indications which suggest that the suspect is carrying a firearm or other dangerous weapon.

Whenever practicable, pat-down searches should not be conducted by a lone officer. A cover officer should be positioned to ensure safety and should not be involved in the search.

#### 417.5 WITNESS IDENTIFICATION AND INTERVIEWS

Because potential witnesses to an incident may become unavailable or the integrity of their statements compromised with the passage of time, officers should, when warranted by the seriousness of the case, take reasonable steps to promptly coordinate with an on-scene supervisor and/or criminal investigator to utilize available members for the following:

- (a) Identifying all persons present at the scene and in the immediate area.
  1. When feasible, a recorded statement should be obtained from those who claim not to have witnessed the incident but who were present at the time it occurred.

# Kirkland Police Department

## Kirkland PD Policy Manual

### *Contacts and Temporary Detentions*

---

2. Any potential witness who is unwilling or unable to remain available for a formal interview should not be detained absent reasonable suspicion to detain or probable cause to arrest. Without detaining the individual for the sole purpose of identification, officers should attempt to identify the witness prior to their departure.
- (b) Witnesses who are willing to provide a formal interview should be asked to meet at a suitable location where criminal investigators may obtain a recorded statement. Such witnesses, if willing, may be transported by department members.
1. A written, verbal, or recorded statement of consent should be obtained prior to transporting a witness. When the witness is a minor, consent should be obtained from the parent or guardian, if available, prior to transport.

# Criminal Organizations

## 418.1 PURPOSE AND SCOPE

The purpose of this policy is to ensure that the Kirkland Police Department appropriately utilizes criminal intelligence systems and temporary information files to support investigations of criminal organizations and enterprises.

### 418.1.1 DEFINITIONS

Definitions related to this policy include:

**Criminal intelligence system** - Any record system that receives, stores, exchanges or disseminates information that has been evaluated and determined to be relevant to the identification of a criminal organization or enterprise, its members or affiliates. This does not include temporary information files.

## 418.2 POLICY

The Kirkland Police Department recognizes that certain criminal activities, including but not limited to gang crimes and drug trafficking, often involve some degree of regular coordination and may involve a large number of participants over a broad geographical area.

It is the policy of this department to collect and share relevant information while respecting the privacy and legal rights of the public.

## 418.3 CRIMINAL INTELLIGENCE SYSTEMS

No department member may create, submit to or obtain information from a criminal intelligence system unless the Chief of Police has approved the system for department use.

Any criminal intelligence system approved for department use should meet or exceed the standards of 28 CFR 23.20 and RCW 43.43.762.

A designated supervisor will be responsible for maintaining each criminal intelligence system that has been approved for department use. The supervisor or the authorized designee should ensure the following:

- (a) Members using any such system are appropriately selected and trained.
- (b) Use of every criminal intelligence system is appropriately reviewed and audited.
- (c) Any system security issues are reasonably addressed.

### 418.3.1 SYSTEM ENTRIES

It is the designated supervisor's responsibility to approve the entry of any information from a report, FI, photo or other relevant document into an authorized criminal intelligence system. If entries are made based upon information that is not on file with this department, such as open or public source documents or documents that are on file at another agency, the designated supervisor should ensure copies of those documents are retained by the Records Section. Any supporting documentation for an entry shall be retained by the Records Section in accordance

# Kirkland Police Department

## Kirkland PD Policy Manual

### *Criminal Organizations*

---

with the established records retention schedule and for at least as long as the entry is maintained in the system.

The designated supervisor should ensure that any documents retained by the Records Section are appropriately marked as intelligence information. The Records Supervisor may not purge such documents without the approval of the designated supervisor.

#### 418.3.2 SYSTEM ENTRIES

It is the designated supervisor's responsibility to approve the entry of any information into a criminal intelligence system operated by the state patrol and authorized by RCW 43.43.762. Entries into such a database shall be based upon reasonable suspicion of criminal activity or actual criminal activity, and must be supported by documentation, where documentation is available (RCW 43.43.762(2)).

#### **418.4 TEMPORARY INFORMATION FILE**

No member may create or keep files on individuals that are separate from the approved criminal intelligence system. However, members may maintain temporary information that is necessary to actively investigate whether a person or group qualifies for entry into the department-approved CIS only as provided in this section. Once information qualifies for inclusion, it should be submitted to the supervisor responsible for consideration of CIS entries.

##### 418.4.1 FILE CONTENTS

A temporary information file may only contain information and documents that, within one year, will have a reasonable likelihood to meet the criteria for entry into an authorized criminal intelligence system.

Information and documents contained in a temporary information file:

- (a) Must only be included upon documented authorization of the responsible department supervisor.
- (b) Should not be originals that would ordinarily be retained by the Records Section or Evidence Unit, but should be copies of, or references to, retained documents, such as copies of reports, field interview (FIR) reports, NORCOM records or booking forms.
- (c) Shall not include opinions. No person, organization or enterprise shall be labeled as being involved in crime beyond what is already in the document or information.
- (d) May include information collected from publicly available sources or references to documents on file with another government agency. Attribution identifying the source should be retained with the information.

##### 418.4.2 FILE REVIEW AND PURGING

The contents of a temporary information file shall not be retained longer than one year. At the end of one year, the contents must be purged in compliance with the department records retention schedule or entered in an authorized criminal intelligence system, as applicable.

# Kirkland Police Department

## Kirkland PD Policy Manual

### *Criminal Organizations*

---

The designated supervisor shall periodically review the temporary information files to verify that the contents meet the criteria for retention. Validation and purging of files is the responsibility of the supervisor.

#### **418.5 INFORMATION RECOGNITION**

Department members should document facts that suggest an individual, organization or enterprise is involved in criminal activity and should forward that information appropriately. Examples include, but are not limited to:

- (a) Gang indicia associated with a person or residence.
- (b) Information related to a drug-trafficking operation.
- (c) Vandalism indicating an animus for a particular group.
- (d) Information related to an illegal gambling operation.

Department supervisors who utilize an authorized criminal intelligence system should work with the Investigations Sergeant to train members to identify information that may be particularly relevant for inclusion.

#### **418.6 RELEASE OF INFORMATION**

Department members shall comply with the rules of an authorized criminal intelligence system regarding inquiries and release of information.

Information from a temporary information file may only be furnished to department members and other law enforcement agencies on a need-to-know basis and consistent with the Records Maintenance and Release Policy.

When an inquiry is made by the parent or guardian of a juvenile as to whether that juvenile's name is in a temporary information file, such information should be provided by the supervisor responsible for the temporary information file, unless there is good cause to believe that the release of such information might jeopardize an ongoing criminal investigation.

#### **418.7 CRIMINAL STREET GANGS DEFINITIONS**

**Criminal Street Gang** - Any ongoing organization, association, or group of three or more persons, whether formal or informal, having as one of its primary activities the commission of criminal acts and which has a common name or common identifying sign or symbol, and whose members individually or collectively engage or who have engaged in a pattern of criminal street gang activity.

**Gang Related Crime** - Any crime, which is committed for the benefit of, at the direction of, or in association with, a criminal street gang with the intent to promote, further or assist any criminal street gang.

# Kirkland Police Department

## Kirkland PD Policy Manual

### *Criminal Organizations*

---

#### 418.7.1 GANG ENHANCEMENT

King County Prosecuting Attorney's Office (KCPAO) has suggested the following requirements in order to file a gang enhancement on a case:

Requirements: Three criteria over two separate contacts; one must be either #j or #m.

- (a) Self-admits to gang membership or affiliation
- (b) Has gang tattoos
- (c) Writes or possesses gang paraphernalia (bandannas, document, etc)
- (d) Wears gang clothing or jewelry
- (e) Uses a gang moniker
- (f) Identified as a gang member of associate by a reliable source
- (g) Seen in photos with other gang members
- (h) Uses gang hand signs and/or language
- (i) Associates with other known gang members
- (j) Is involved in gang related crimes or activities
- (k) Is identified as a gang member by another gang member
- (l) Subject's name or moniker appears in gang documents (to include Internet postings) or graffiti
- (m) Targets a rival gang member or crosses out a rival gang's graffiti

Investigating officers are encouraged to check with KCPAO prior to filing any gang related cases in order to provide the appropriate documentation.

#### **418.8 TRAINING**

The Investigations Sergeant should provide training on best practices in the use of each authorized criminal intelligence system to those tasked with investigating criminal organizations and enterprises. Training should include:

- (a) The protection of civil liberties
- (b) Participation in a multi-agency criminal intelligence system.
- (c) Submission of information into a multi-agency criminal intelligence system or the receipt of information from such a system, including any governing federal and state rules and statutes.
- (d) The type of information appropriate for entry into a criminal intelligence system or temporary information file.
- (e) The review and purging of temporary information files.

# Kirkland Police Department

## Kirkland PD Policy Manual

### *Criminal Organizations*

---

- (f) All users of the Washington criminal street gang database shall receive training on its use prior to accessing the database (RCW 43.43.762).

## Patrol Supervisors

### **419.1 PURPOSE AND SCOPE**

Each patrol shift must be directed by supervisors who are capable of making decisions and communicating in a manner consistent with departmental policies, procedures, practices, functions and objectives. To accomplish this goal, a Sergeant or Corporal will head each patrol shift.

### **419.2 DESIGNATION AS ACTING PATROL SUPERVISOR**

If a Sergeant is temporarily unavailable during a shift, in most instances, the senior qualified Corporal shall be designated as acting patrol supervisor . This policy does not preclude designating a less senior Corporal as an acting patrol supervisor when operational needs require or training permits.



## Mobile Computer Terminal Use

### 420.1 PURPOSE AND SCOPE

The purpose of this policy is to establish guidelines for the proper access, use and application of the Mobile Computer Terminal (MCT) system in order to ensure appropriate access to confidential records from local, state and national law enforcement databases, and to ensure effective electronic communications between department members and NORCOM.

### 420.2 POLICY

Kirkland Police Department members using the MCT shall comply with all appropriate federal and state rules and regulations and shall use the MCT in a professional manner, in accordance with this policy.

### 420.3 PRIVACY EXPECTATION

Members forfeit any expectation of privacy with regard to messages accessed, transmitted, received or reviewed on any department technology system (see the Information Technology Use Policy for additional guidance).

### 420.4 RESTRICTED ACCESS AND USE

MCT use is subject to the Information Technology Use and Protected Information policies.

Members shall not access the MCT system if they have not received prior authorization and the required training. Members shall immediately report unauthorized access or use of the MCT by another member to their supervisors or Shift Sergeants.

Use of the MCT system to access law enforcement databases or transmit messages is restricted to official activities, business-related tasks and communications that are directly related to the business, administration or practices of the department. In the event that a member has questions about sending a particular message or accessing a particular database, the member should seek prior approval from his/her supervisor.

Sending derogatory, defamatory, obscene, disrespectful, sexually suggestive, harassing or any other inappropriate messages on the MCT system is prohibited and may result in discipline.

It is a violation of this policy to transmit a message or access a law enforcement database under another member's name or to use the password of another member to log in to the MCT system unless directed to do so by a supervisor. Members are required to log off the MCT or secure the MCT when it is unattended. This added security measure will minimize the potential for unauthorized access or misuse.

#### 420.4.1 USE WHILE DRIVING

Use of the MCT by the vehicle operator should generally be limited to times when the vehicle is stopped. Information that is required for immediate enforcement, investigative, tactical or safety needs should be transmitted over the radio.

# Kirkland Police Department

## Kirkland PD Policy Manual

### *Mobile Computer Terminal Use*

---

In no case shall an operator attempt to send or review lengthy messages while the vehicle is in motion.

#### **420.5 DOCUMENTATION OF ACTIVITY**

Except as otherwise directed by the on-duty supervisor or other department-established protocol, all calls for service assigned by NORCOM should be communicated by voice over the police radio and electronically via the MCT unless security or confidentiality prevents such broadcasting.

MCT and voice transmissions are used to document the member's daily activity. To ensure accuracy:

- (a) All contacts or activity shall be documented at the time of the contact.
- (b) Whenever the activity or contact is initiated by voice, it should be documented by a dispatcher.
- (c) Whenever the activity or contact is not initiated by voice, the member shall document it via the MCT.

##### **420.5.1 STATUS CHANGES**

All changes in status (e.g., arrival at scene, meal periods, in service) will be transmitted over the police radio or through the MCT system.

Members responding to in-progress calls should advise changes in status over the radio to assist other members responding to the same incident. Other changes in status can be made on the MCT when the vehicle is not in motion.

##### **420.5.2 EMERGENCY ACTIVATION**

If there is an emergency activation and the member does not respond to a request for confirmation of the need for emergency assistance or confirms the need, available resources will be sent to assist in locating the member. If the location is known, the nearest available officer should respond in accordance with the Officer Response to Calls Policy.

Members should ensure that the on-duty supervisor is notified of the incident without delay.

Officers not responding to the emergency shall refrain from transmitting on the police radio until a no-further-assistance broadcast is made or if they are also handling an emergency.

#### **420.6 EQUIPMENT CONSIDERATIONS**

##### **420.6.1 MALFUNCTIONING MCT**

Whenever possible, members will not use vehicles with malfunctioning MCTs. Whenever members must drive a vehicle in which the MCT is not working, they shall notify NORCOM. It shall be the responsibility of the dispatcher to document all information that will then be transmitted verbally over the police radio.

# Kirkland Police Department

## Kirkland PD Policy Manual

### *Mobile Computer Terminal Use*

---

#### 420.6.2 BOMB CALLS

When investigating reports of possible bombs, members should not communicate on their MCTs when in the evacuation area of a suspected explosive device. Radio frequency emitted by the MCT could cause some devices to detonate.

## Body-Worn Cameras

### 421.1 PURPOSE AND SCOPE

This policy provides guidelines for the use of body-worn cameras by officers of this department while in the performance of their duties (RCW 10.109.010).

This policy does not apply to the interception of conversations for lawfully authorized investigative purposes under RCW 9.73.210 and RCW 9.73.230.

Body-worn camera systems will be used to enhance member safety while promoting community trust and transparency. They are not intended to replace effective first-level supervisory practices. Body-worn camera use shall be used in accordance with applicable law. In the event of future changes to applicable law, this policy may be reviewed and revised following standard department procedure.

The Department has adopted the use of body-worn cameras by officers to:

- (a) Accurately capture the actions, interactions, and communication of both officers and the public.
- (b) Collect evidence for use in criminal investigations and prosecutions.
- (c) Deter criminal activity and uncooperative behavior during police-public interactions.
- (d) Assist officers with completing reports and providing testimony in court.
- (e) Ensure accountability for policy and law violations.
- (f) Provide evidence to quickly and accurately resolve complaints; and,
- (g) Provide additional information for member evaluation, training, and continuous improvement.

Body-worn cameras provide additional information regarding an investigative or enforcement contact with a member of the public. Body-worn cameras, however, provide a limited perspective of the encounter and should be considered with all other available evidence, such as witness statements, officer interviews, forensic analyses and documentary evidence.

### 421.2 DEFINITIONS

**Body-worn video camera (BWC)** - System that captures audio and video signals that is capable of being worn on an officer's person which includes, at minimum, a camera, microphone, and recording device.

### 421.3 POLICY

The Kirkland Police Department will provide commissioned personnel with body-worn cameras for use during the performance of their duties due to their regular interactions with members of the public. All officers who are provided with a BWC by the department shall use and wear it consistent with the policy. Officers are prohibited from using privately owned BWCs while on duty. The use of body-worn cameras is intended to enhance the mission of the Department by accurately capturing contacts between officers of the Department and the public. BWC footage will not be utilized with

# Kirkland Police Department

## Kirkland PD Policy Manual

### *Body-Worn Cameras*

---

any facial recognition software for investigative purposes. The use of facial recognition software by public disclosure personnel, for redaction purposes only, is authorized.

#### **421.4 OFFICER PRIVACY EXPECTATION**

All recordings made by officers on any department-issued device at any time, and any recording made while acting in an official capacity of the department, regardless of ownership of the device it was made on, shall remain the property of the Department. Officer's shall have no expectation of privacy or ownership interest in the content of these recordings.

#### **421.5 GENERAL OPERATING PROCEDURES**

##### **Uniformed Personnel**

Prior to going into service, each uniformed officer will be responsible for making sure that they are equipped with a BWC issued by the Department, and that the BWC is in good working order. Officers will wear the BWC securely mounted on their outer uniform, positioned to capture interactions from a forward-facing direction. In order to minimize the risk of accidental activations and/or deactivations, preferred placement should be near the center of the chest. If, due to uniform choice, the center of the chest is not feasible then placement should be on the non-dominant side of the chest area.

##### **Non-Uniformed Personnel**

Any officer assigned to a role that is functioning primarily in an administrative or support capacity, or is in a plain-clothes assignment, and could not reasonably be expected to take enforcement action, may carry a BWC any time the officer believes that such a device may be useful. These officers shall carry a BWC anytime they are engaged in a situation that is reasonably likely to result in a law enforcement encounter. These personnel will be responsible for making sure that they are equipped with a BWC issued by the Department, and that the BWC is in good working order. Unless conducting a lawful recording in an authorized undercover capacity, these personnel shall wear the BWC in a conspicuous manner when in use, positioned to capture interactions from a forward-facing direction and will notify persons that they are being recorded, whenever reasonably practicable. In order to minimize the risk of accidental activations and/or deactivations, preferred placement should be near the center of the chest. If, due to uniform choice, the center of the chest is not feasible then placement should be on the non-dominant side of the chest area.

##### **All Personnel**

If the BWC recorder is not in working order or the officer becomes aware of a malfunction at any time, the officer shall promptly report the failure to their supervisor and obtain a functioning device as soon as reasonably practicable. A reasonable number of spare BWCs will be available to replace non-functioning units. Officers are responsible to ensure their BWC remains charged and operational during their entire shift. Members will train with their BWCs in order to ensure the placement of their camera on their chest, provides the greatest likelihood of an unobstructed view of their contact with the public.

# Kirkland Police Department

## Kirkland PD Policy Manual

### *Body-Worn Cameras*

---

Officers shall verbally inform any person being recorded that an audio and video recording is being made and shall make the attempt to ensure said advisement is recorded. An officer may encounter a situation in public that is rapidly evolving, dynamic, or involving a group of persons. In these situations, it may not be feasible to advise all parties present that they are being audio and video recorded because of the dynamic environment. In a group, or public setting, or in situations where the law recognizes minimal expectations of privacy, the officer should advise the primary contact and make reasonable efforts to advise all other parties if time and circumstances allow.

Officers conducting traffic stops while equipped with a BWC shall notify the occupants that there is an audio and video recording occurring. Officers shall make a reasonable effort to ensure that non-English speaking persons, those with limited English proficiency, or hearing-impaired persons understand that they are being recorded. This may be accomplished simply by pointing at the camera while giving the advisement or providing the advisement in multiple languages on a reference card.

Officers shall ensure video from a BWC is uploaded by the end of their shift and any time the storage capacity is identifiably nearing its limit by inserting the BWC into the designated docking station. Officers shall classify each video in the manner prescribed during their training. Officers shall make reasonable efforts to avoid incurring overtime to perform the upload. If the upload may incur overtime, the officer shall report the issue to their supervisor.

Officers should document the existence of a recording in any report or other official record of the contact. This also includes any instance where the member was aware that the BWC malfunctioned or the member delayed or deactivated the recording prior to the conclusion of the incident. Officers should include the reason for the delay or deactivation in their report or other official record of the contact if no report (RCW 10.109.010). If a citation was issued, the proper notation shall be made in the SECTOR citation that the incident was recorded.

#### 421.5.1 ACTIVATION OF THE BODY-WORN CAMERA

This policy is not intended to describe every possible situation in which the BWC should be used. Nothing prohibits a member from activating a BWC while at work, unless specifically prohibited by this policy and in accordance with all requirements as stated in this policy. When in doubt, officers should consider recording.

While not all-inclusive, the BWC shall be activated in any of the following situations:

- (a) Field contacts involving actual or potential criminal conduct, including:
  1. Traffic Stops
  2. Priority Responses
  3. Vehicle Pursuits
  4. Suspicious vehicles and suspicious persons
  5. Arrests
  6. Investigatory stops and/or detentions

# Kirkland Police Department

## Kirkland PD Policy Manual

### *Body-Worn Cameras*

---

7. Vehicle searches
  8. Physical confrontations or use of force
  9. Verbal confrontations
  10. DUI investigations, including sobriety tests
  11. Crimes in progress
  12. Driving to an in-progress call
  13. Domestic violence calls
  14. Offenses involving weapons
  15. Mental health contacts and welfare checks
  16. Transport of any subject (this does not include ride-alongs)
  17. While observing another member violating policy or laws
  18. If requested by a member of the public
- (b) Self-initiated activity in which the member believes there may be evidentiary value in activating the BWC.
- (c) Any contact that becomes adversarial after the initial contact in a situation that would otherwise not be recorded.
- (d) Any other circumstance that the member reasonably believes that a recording of a contact or event would be appropriate.

No officer of this department may record a face-to-face conversation without first announcing, or otherwise communicating, that the conversation is going to be recorded and ensuring the announcement is recorded except pursuant to a court order, or when the communication is of an emergency nature or relates to communications by a hostage holder or barricaded suspect (RCW 9.73.030(2)).

At no time is an officer expected to jeopardize his/her safety in order to activate their BWC. However, the BWC should be activated in situations described above as soon as reasonably practicable and the officer must document the reason the BWC was not activated at the outset of the incident. The BWC will be configured to have a pre-event buffering mode which will capture the most recent 30 seconds of video prior to the officer's activation of their body camera.

Officers recording law enforcement activity who inadvertently turn off their BWC shall not be subject to discipline unless the officer has been previously counseled for similar incidents. Officers who repeatedly fail to activate the BWC when required or intentionally deactivates the BWC in situations in which recording is mandated by policy, will be subject to discipline, up to and including termination.

#### 421.5.2 DEACTIVATING THE BWC DURING AN INCIDENT

Consistent with this policy, once started, BWC recordings should continue without interruption until the contact ends. However, officers should remain sensitive to the dignity of all individuals being

# Kirkland Police Department

## Kirkland PD Policy Manual

### *Body-Worn Cameras*

---

recorded and exercise sound discretion to respect privacy by discontinuing recording whenever it reasonably appears to the officer that such privacy may outweigh any legitimate law enforcement interest in recording. Requests by members of the public to stop recording should be considered using this same criterion. Officers may de-activate or turn off the BWC during an incident in the following circumstances:

- (a) Officers have the discretion to keep their cameras turned off during conversations with witnesses to, or victims of, crime and members of the community who wish to report or discuss criminal activity in their neighborhood if the officer believes that deactivation of the BWC would encourage complete and accurate information sharing by the witness or victim,
- (b) Officers have the discretion to keep their cameras turned off in situations involving rape, sexual abuse, nudity, or other similarly sensitive matters. Officers should consider the evidentiary value of recording and the willingness of the victims or witnesses to speak on camera.
- (c) Consistent with this policy, officers may deactivate the BWC during an incident when exchanging information with other members when the information is sensitive to a criminal investigation or when engaged in an operational or tactical discussion. If the BWC is de-activated during a contact to exchange sensitive information or to discuss operational details with another officer, the officer shall state the reason the BWC is being turned off and the officer should promptly re- activate the BWC before resuming duties related to the incident.
- (d) Officers may choose to utilize the BWC to document the processing of evidence, such as serving a search warrant on an impounded vehicle or processing a crime scene and may turn off the audio portion of the recording during these instances. In all other instances, the BWC shall record both audio and video.

Unless impractical or impossible, an officer shall record a request to deactivate the BWC. Recording should resume when privacy is no longer at issue or to capture that the contact has ended. Anytime an officer turns off the camera prior to the conclusion of an interaction or contact, the officer shall record on camera the reason for turning the BWC off unless impractical or impossible and shall also document the same in their police report.

#### 421.5.3 CESSATION OF RECORDING

Once activated, the BWC should remain on continuously until the officer reasonably believes that their direct participation in the incident is complete or the situation no longer fits the criteria for activation, unless cessation is otherwise authorized in this policy.

#### 421.5.4 CUSTODIAL INTERROGATION

Consistent with RCW 9.73.090 and RCW 10.122.030, before an officer records an arrested suspect with a BWC, the officer shall

- (a) Inform the suspect that they are being recorded.
- (b) State the time the recording begins and ends.
- (c) Record the reading of the Miranda warnings



# Kirkland Police Department

## Kirkland PD Policy Manual

### *Body-Worn Cameras*

---

See Investigation and Prosecution Policy for further details.

#### 421.5.5 RECORDING IN A PRIVATE RESIDENCE AND RESPONDING TO CIRCUMSTANCES WHERE A PERSON IS OR MAY BE UNWILLING TO COMMUNICATE WHILE BEING RECORDED

It is permissible to record in a private residence and, absent exigent circumstances or when a contact becomes adversarial, officers shall verbally, or otherwise, inform any person being recorded that a recording is being made and shall ensure said advisement is recorded.

Personnel should remain sensitive to the dignity of all individuals being recorded and exercise sound discretion to respect privacy interests by discontinuing recording whenever it reasonably appears to the officer that such privacy may outweigh any legitimate law enforcement interest in recording. Recording should resume when privacy is no longer an issue or to capture that the contact has ended.

If a victim or witness requests that their identity and/or communications remain confidential for public records purposes, the officer shall reflect this in their general report. There is no guarantee that these recordings will be exempt from disclosure, but these criteria will be evaluated at the time a public records request may be received.

If a community member objects to being recorded, the officer may elect to record the encounter despite the objection. Since conversations with on-duty police officers are not considered private under Washington law, there is no requirement that an officer turn off the camera for a community member who objects to having the interaction recorded.

#### 421.5.6 RECORDING IN A CORRECTIONAL FACILITY

When entering the Kirkland Correctional Facility with a person who is in custody, officers will continue to record with their body worn camera until custody has been transferred to Corrections Officers. This includes the sally port area, the BAC room, and the booking room.

- Formal transfer of custody occurs once corrections has determined that the inmate is acceptable for booking and housing.

No recording of footage in the inmate housing area is allowed unless officers are responding to an emergency. This is to maintain the privacy of others that are in the jail. Any time footage inside the housing area is recorded by body worn cameras, the officer should be able to articulate why it was recorded.

When entering a correctional facility other than the Kirkland Jail, officers will follow the guidance of that facility as it relates to body worn camera usage.

#### 421.5.7 RECORDING IN A MEDICAL FACILITY

Officers are prohibited from recording in hospitals or other health care facilities unless they are responding to actual or potential criminal conduct outlined in the Activation of Body Worn Camera section or the Recording Suspect After Arrest section in order to be in compliance with the law. If a body worn camera is recording inside a hospital or other health care facility, the law enforcement officer operating the body worn camera should avoid recording persons other than the suspect,

# Kirkland Police Department

## Kirkland PD Policy Manual

### *Body-Worn Cameras*

---

victim, or witness deemed relevant to the matter being investigated by the law enforcement officer. Whenever possible, interviews should be conducted in an area where personal privacy can be protected. Officers will avoid, whenever possible, recording people who are unrelated to the police purpose. Officers should normally turn their camera off during a medical or psychological evaluation of a patient by a clinician or similar professional, or during treatment.

#### 421.5.8 RECORDING IN A SCHOOL

Officers are prohibited from recording in schools unless they are responding to actual or potential criminal conduct outlined in the Activation of Body-Worn Camera section or the Recording Suspect after Arrest section in order to be in compliance with the law.

#### 421.5.9 RECORDING AT A FIRST AMENDMENT GATHERING

Officers are prohibited from activating their cameras during a First Amendment gathering unless:

- Command personnel have a reasonable suspicion that unlawful activity is occurring in or around the event and, based on that suspicion, determine that visual recording is appropriate, or
- A crime is occurring (among the gathering or nearby) and an arrest or investigative detention is likely,

#### 421.5.10 SURREPTITIOUS USE OF THE AUDIO/VIDEO RECORDER

A BWC may not be used to violate Washington law that prohibits any individual from surreptitiously recording any conversation, except as provided in RCW 9.73

#### 421.5.11 EXPLOSIVE DEVICE

Body-worn cameras emit radio waves that could trigger an explosive device. Therefore, these devices should not be used where an explosive device may be present. If a BWC is already active when the explosive device is encountered, the officer should back at least 300 feet away from the suspected device as soon as possible in order to turn off the BWC.

### **421.6 PROHIBITED USE OF BODY-WORN CAMERA RECORDINGS**

Officers are prohibited from using BWCs for personal use and are prohibited from making personal copies of recordings created while on-duty or while acting in their official capacity.

Department personnel shall not upload recorded data onto public and/or social media websites without express permission from the Chief of Police or their designee. If the Chief of Police, or their designee, authorizes the release of recordings to the public and/or social media websites, and the incident is being investigated by an outside agency, the release of recordings should be coordinated with the lead investigator of the outside agency if possible.

Officer shall not duplicate or distribute such recordings, except for authorized Department purposes. All such recordings shall be retained at the Department.

Officers are prohibited from using personally owned recording devices while on-duty.

# Kirkland Police Department

## Kirkland PD Policy Manual

### *Body-Worn Cameras*

---

Recordings shall not be used by any officer for the sole purpose of embarrassment, harassment or ridicule.

#### **421.7 IDENTIFICATION AND PRESERVATION OF RECORDINGS**

Officers shall download all footage following Department protocols at the end of their shift.

To assist with identifying and preserving data and recordings, officers should tag or mark these in accordance with procedure and document the existence of the recording in any related case report.

An officer should tag or mark recordings when the officer reasonably believes:

- (a) The recording contains evidence relevant to potential criminal, civil or administrative matters.
- (b) A complainant, victim or witness has requested non-disclosure.
- (c) A complainant, victim or witness has not requested non-disclosure but the disclosure of the recording may endanger the person.
- (d) Disclosure may be an unreasonable violation of someone's privacy.
- (e) Medical or mental health information is contained.
- (f) Disclosure may compromise an undercover officer or confidential informant.

Any time an officer reasonably believes a recorded contact may be beneficial in a non-criminal matter (e.g., a hostile contact), the officer should promptly notify a supervisor of the existence of the recording.

Supervisors should ensure that this policy is being followed and that all applicable protocols are followed through day-to-day observations and report review.

#### **421.8 REVIEW OF BODY-WORN CAMERA RECORDINGS**

A recording shall never be used or shown for the sole purpose of ridiculing or embarrassing an officer, department employee or member of the community.

No employee may review a recording made by other officers for personal curiosity reasons.

An electronic log or audit trail of all times a recording is viewed or transmitted shall be maintained. The log will include the date, time, and reviewer.

#### **AUDIT**

BWC recordings may be randomly reviewed to ensure the equipment is operating properly, and to assess the overall effectiveness of policy and training related to the BWC Program. It is not intended as a search for individual policy violations.

AXON Performance will randomly generate, for supervisory review, one video per month per officer. Work groups have been set up to limit the pool of videos, which should result in supervisors reviewing no more than a maximum of 4 BWC videos per month from a pool of 3 – 30-

# Kirkland Police Department

## Kirkland PD Policy Manual

### *Body-Worn Cameras*

---

minute videos. These videos are randomly selected by the vendor with a goal of ensuring proper equipment operations and effectiveness of BWC policy and training. Supervisors will attempt to audit the BWC videos for employees other than their direct reports.

If in the course of performing random audits, minor acts of misconduct are discovered, a referral shall be made to the employee's supervisor for review. The referral should not result in discipline unless the minor misconduct is a continuance of a previously documented pattern of similar misconduct or unsatisfactory performance. Minor acts of misconduct or unsatisfactory performance, that are not part of a previously documented pattern of behavior, shall be handled at the lowest reasonable level, which could include counseling, mentoring, coaching, and/or a training referral.

#### **OFFICERS**

When preparing written reports, officers should review their recordings as a resource. However, officers shall not retain personal copies of recordings. Officers should not use the fact that a recording was made as a reason to write a less detailed report. Officers may review recordings made by other officers if they have a related investigative interest, such as a detective being assigned a case for follow up, an officer having a common suspect or vehicle, or the recording would offer other investigative leads that are articulable by the officer. Officers may not review recordings made by other officers for personal curiosity reasons.

In situations where an officer has not been able to review relevant BWC video prior to preparing a written report, providing a statement, or answering questions as part of a formal interview, or informal questioning, the Department recognizes that in those situations, the potential for accuracy may be diminished. As such, an officer should not receive any discipline based solely upon a difference between the officer's report and the video evidence unless the preponderance of the evidence proves deception.

#### **SUPERVISORS**

A supervisor may conduct a review of a specific incident when there is an articulable reason justifying such review. Articulable reasons for reviewing and/or disclosing a specific incident include, but are not limited to:

- (a) Capturing specific evidence for use in a criminal prosecution,
- (b) When a civil claim has been filed or threatened against the City involving the incident,
- (c) When a complaint has been made against a member regarding the incident,
- (d) When the incident included use of force,
- (e) When the incident included a vehicle pursuit,
- (f) When the incident included a vehicle collision,
- (g) When the incident involved serious injury or death,

# Kirkland Police Department

## Kirkland PD Policy Manual

### *Body-Worn Cameras*

---

- (h) With the involved officer present to address a training or coaching issue in a private setting (such as Field Training or a recurring performance issue).
  - 1. Supervisors shall not routinely or randomly review videos with the goal of finding training or coaching issues on a specific officer, unless:
    - (a) the member is undergoing training as part of a formal Training Program, or
    - (b) if the member is having recurring documented performance issues
- (i) To assess properly functioning BWC systems when there is reason to believe that the system is not functioning properly.
- (j) By a department investigator who is participating in an official investigation, such as a personnel complaint, preliminary investigation, administrative investigation, or a criminal investigation.
- (k) To assess possible training value at the suggestion of the involved officer and approved by the Chief of Police or designee.
- (l) Recordings may be shown for training purposes.
  - 1. The involved officer will be notified if the recording is being considered for training purposes.
  - 2. If an involved officer objects to showing a recording, his or her objection shall be submitted to the Chief of Police or designee to determine if the training value outweighs the officer's objection

### **LEGAL**

- (a) By the City Attorney's Office, City Ombud, or other legal representative of the City consistent with applicable City Ordinances.
- (b) Recordings will be provided to the City and County prosecutors or attorney's office when a case is filed or when requested as part of discovery for a criminal or civil case.
- (c) By an employee's legal representative and/ or bargaining unit representative who is involved in representing the employee in an official investigation, such as a personnel complaint or a criminal investigation.
- (d) BWC recordings may be viewed in connection with any incident that garners media or community inquiry.

### **PUBLIC DISCLOSURE**

BWC recordings may be viewed as part of any Public Disclosure Request. All recordings should be reviewed by the Public Disclosure Analyst, or equivalent position, prior to public release (see the Records Maintenance and Release Policy). Recordings that unreasonably violate a person's privacy or sense of dignity should not be publicly released, absent appropriate redaction, unless disclosure is required by law or order of the court. RCW 42.56

### **COMPELLED STATEMENTS**

# Kirkland Police Department

## Kirkland PD Policy Manual

### *Body-Worn Cameras*

---

Based on the facts and circumstances known to the Department an Officer can be compelled by the Chief of Police, under penalty of termination, to provide a written statement. A compelled statement cannot be used against the officer in a criminal trial.

If an Officer is being compelled to make a statement regarding an incident in which substantial bodily harm or death occurs, the following procedures will be followed:

- (a) The involved Officer will prepare and submit a written statement based on their perception and recollection of the incident.
- (b) The Officer will then be provided their BWC video footage and may prepare an additional follow up or supplemental statement to their initial statement if the video footage provides additional recollection, or details, that they are able to clarify.
- (c) Involved Officers will not be provided any witness Officer BWC video prior to submitting their initial statement or any follow up statements.

If the Department determines that the Officer will not be compelled to provide a written statement, based on the investigation of the Independent Force Investigation Team, the BWC video will not be released to the Officer except through normal discovery processes

#### **421.9 COORDINATOR**

The Chief of Police or the authorized designee should appoint a coordinator responsible for (RCW 10.109.010):

- (a) Establishing procedures for the security, storage and maintenance of data and recordings.
- (b) Establishing procedures for transferring, downloading, tagging or marking events.
- (c) Establishing procedures for officers communicating to non-English speakers, those with limited English proficiency or those who are deaf or hard of hearing that a portable recorder is being used.
- (d) Establishing procedures for accessing data and recordings.
- (e) Establishing procedures for logging or auditing access.

#### **421.10 RETENTION OF RECORDINGS**

All recorded imagery will be stored and retained by the Department in accordance with the law and destroyed at the conclusion of any retention period required by law. The retention may be extended at the request of an officer or supervisor and should be extended if the recorded contact constitutes evidence in a criminal case or that the recorded contact may be beneficial in a noncriminal matter.

Any time an officer records a contact that constitutes evidence in a criminal case, the officer shall mark the file within the video software program in accordance with Department procedures to ensure the recording is retained for evidentiary purposes, and document the existence of the video in their case report.

Any time an officer reasonably believes a recorded contact may be beneficial in a non- criminal matter, the officer should mark the file in accordance with Department procedures, ensure the

# Kirkland Police Department

## Kirkland PD Policy Manual

### *Body-Worn Cameras*

---

recording is retained, notify their supervisor and document the existence of the video in their case report.

Officers shall upload the files by the end of their shift and any time the storage capacity is nearing its limit. If the upload is going to incur overtime, the officer shall report the issue to their supervisor.

#### 421.10.1 RETENTION PARAMETERS

All recordings shall be retained for a period consistent with the requirements of the State's records retention schedule and other applicable retention-related laws.

- (a) Videos related to internal investigations shall be transferred to a format compatible with the Department's electronic tracking system and made part of the file. The videos will be retained in accordance with the Washington State Records Retention Schedule.
- (b) Records labeled as evidentiary shall be retained on the secure video server in compliance with state law and until all trial and appellate litigation has been completed.
- (c) Videos labeled as non-evidentiary shall be retained on the secure video server for 90 days and thereafter may be destroyed in accordance with the applicable records retention schedule (RCW 42.56.240)
- (d) Videos redacted for a public disclosure request shall be retained for 24 months after the request and then deleted.
- (e) In the event of an accidental activation of the BWC where the resulting recording is of no perceived investigative or evidentiary value, the recording officer may request that the BWC video in question be deleted by submitting a written request to the Administrative Commander.

#### 421.10.2 RECORDING SECURITY

Recordings made by officers shall be stored and secured on a city owned server maintained by the city's IT department or with a contractor capable of providing secured cloud or off-site storage. Recordings will only be accessible by those employees with access rights or others granted limited or specific access rights.

The Department utilizes a digital evidence storage software system in order to store, categorize, view, and share all digital evidence, to include BWC recordings. This software system also employs a robust security platform that ensures that the following areas of concern are maintained:

- The software must maintain the original recording or raw footage regardless of how many redactions are made to this recording.
- No employee will be able to alter, edit, or delete any recording except as outlined in this policy.
- An audit trail must be created any time a recording is accessed, viewed, redacted, shared or deleted based on Washington State Retention Laws.
- After a recording is deleted, due to Washington Retention Laws or as allowed by this policy, the audit trail must be retained.

# Kirkland Police Department

## Kirkland PD Policy Manual

### *Body-Worn Cameras*

---

Officers shall not copy, edit, alter, erase, or otherwise modify in any manner BWC recordings except as authorized by law or Department policy. Any violation of this provision is considered serious misconduct and subject to disciplinary action, up to and including termination.

#### **421.11 PUBLIC DISCLOSURE AND REDACTION OF BODY-WORN CAMERA RECORDINGS**

Public disclosure and appropriate redaction of BWC recordings, is governed by the Public Records Act, RCW 42.56. The Public Disclosure Analyst, or equivalent position, will ensure that a copy of the recording is made and delivered in accordance with the requirements of RCW 42.56..

#### **421.12 TRAINING**

The Training Sergeant shall ensure that those employees issued a BWC, or involved in the BWC program, receive Department approved training. Prior to use, initial training shall be given on the proper operation and care of BWCs and on the Department's policy regarding the use of BWCs. Thereafter, training shall be provided at periodic intervals to ensure, among other things, the continued effective use of the equipment, proper calibration, and performance, and to incorporate changes, updates, or other revisions in policies or equipment (RCW 10.109.010).



# Medical Cannabis

## 422.1 PURPOSE AND SCOPE

The purpose of this policy is to provide members of this department with guidelines for handling and distinguishing between claims of medical cannabis use under Washington's Medical Use of Cannabis Act and criminal controlled substance violations (RCW 69.51A.005 et seq.).

### 422.1.1 DEFINITIONS

Definitions related to this policy include (RCW 69.51A.010):

**Authorization** - Documentation that is signed and dated by a qualifying patient's health care professional, authorizing use of medical cannabis.

**Designated provider** - A person who:

- Is 21 years of age or older and is the parent or guardian of a qualifying patient who is 17 years of age or younger and holds a recognition card.
- Has been designated in writing by a qualifying patient to serve as the designated provider for that patient.
- Has an authorization from the qualifying patient's health care professional.
- Has been entered into the medical cannabis authorization database as being the designated provider to a qualifying patient and has been provided a recognition card.

An individual may act as a designated provider to no more than one patient at a time, is prohibited from consuming cannabis obtained for the use of the qualifying patient, and may only provide cannabis to the patient designated to the provider.

**Medical use of cannabis** - The manufacture, production, possession, transportation, delivery, ingestion, application, or administration of cannabis for the exclusive benefit of a qualifying patient in the treatment of the patient's terminal or debilitating medical condition.

**Qualifying patient** - Any person who meets all of the following criteria:

- Has been diagnosed by the person's health care professional as having a terminal or a debilitating medical condition
- Is a resident of the state of Washington at the time of such diagnosis
- Has been advised by the person's health care professional about the risks and benefits of the medical use of cannabis
- Has been advised by the health care professional that the person may benefit from the medical use of cannabis
- Has an authorization from the person's health care professional or has been entered into the medical cannabis authorization database and has been provided a recognition card
- Is not under supervision for a crime that does not allow for the use of medical cannabis

# Kirkland Police Department

## Kirkland PD Policy Manual

### *Medical Cannabis*

---

**Recognition card** - A card issued to qualifying patients and designated providers by a cannabis retailer with a medical cannabis endorsement that has entered them into the medical cannabis authorization database.

#### **422.2 POLICY**

It is the policy of the Kirkland Police Department to prioritize resources to avoid making arrests related to cannabis that the arresting officer reasonably believes would not be prosecuted by state or federal authorities.

Washington medical cannabis laws are intended to provide protection from prosecution for those who use, possess, deliver, or produce cannabis to mitigate the symptoms of certain debilitating or terminal medical conditions. However, Washington medical cannabis laws do not affect federal laws and there is no medical exception under federal law for the possession or distribution of cannabis.

Officers should exercise discretion to ensure laws are appropriately enforced without unreasonably burdening both the individuals protected under Washington law and the resources of the Department.

#### **422.3 INVESTIGATION**

Investigations involving the possession, delivery, or production of cannabis generally fall into one of several categories:

- (a) No medicinal claim is made.
- (b) A medicinal claim is made by a qualifying patient or designated provider who is in possession of amounts within the limits designated by RCW 69.51A.040.
- (c) A medicinal claim is made by a qualifying patient or designated provider who is in possession of amounts exceeding the limits designated by RCW 69.51A.040 or who presented no authorization when initially contacted.

##### **422.3.1 INVESTIGATIONS WITH NO MEDICINAL CLAIM**

In any investigation involving the possession, delivery, or production of cannabis where there is no claim that the cannabis is for medicinal purposes, the officer should proceed with reasonable enforcement action. A medicinal defense may be raised at any time, so officers should document any statements and observations that may be relevant to whether the cannabis is possessed or produced for medicinal purposes.

##### **422.3.2 MEDICAL CLAIMS BY QUALIFYING PATIENTS OR DESIGNATED PROVIDERS**

A qualifying patient or designated provider who was entered into the medical cannabis authorization database and who possesses a valid recognition card or who holds a valid authorization but has not been entered into the authorization database nor issued a recognition card should not be arrested or cited if the patient or provider possesses no more than six plants in the patient's or provider's residence with up to 8 ounces of useable cannabis from these plants and any of the following (RCW 69.51A.040):

# Kirkland Police Department

## Kirkland PD Policy Manual

### *Medical Cannabis*

---

- (a) 48 ounces of cannabis-infused product in solid form
- (b) 3 ounces of useable cannabis
- (c) 216 ounces of cannabis-infused product in liquid form
- (d) 21 grams of cannabis concentrates

A qualifying patient may be allowed to possess up to 15 plants with up to 16 ounces of useable cannabis in the patient's residence for the personal medical use of the patient with appropriate health care professional authorization (RCW 69.51A.210).

Qualifying patients and designated providers who have not been entered into the authorization database may purchase cannabis only at a retail outlet at the same quantities as non-patients (RCW 69.50.360; RCW 69.51A.210). Qualifying patients and designated providers may purchase immature plants or clones and cannabis seeds from a licensed cannabis producer (RCW 69.51A.310).

If a person is both a qualifying patient and a designated provider for another, the person may possess no more than double the amounts described above (RCW 69.51A.040(1)).

Officers may take enforcement action against a designated provider even when the above thresholds are not exceeded if there is evidence that the provider has converted the patient's cannabis for the provider's personal use or benefit or has provided for more than one patient within a 15-day period (RCW 69.51A.040).

Officers may take enforcement action against a qualifying patient even when the above thresholds are not exceeded if there is evidence that the patient sold, donated, or supplied the cannabis to another person (RCW 69.51A.040).

#### 422.3.3 EXCESS AMOUNTS OR NO AUTHORIZATION

A qualifying patient or designated provider may raise an affirmative defense to charges that the amount of cannabis in the patient's or provider's possession exceeds the amount legally allowed by RCW 69.51A.040 based upon medical need (RCW 69.51A.045).

Officers should conduct a thorough investigation in such cases, but in general, should not arrest a subject for possession, delivery, or production of cannabis if an excess amount appears reasonable based upon the above policy consideration. Similarly, if an officer can verify that authorization exists, even though a recognition card was not presented or obtained by a qualified patient or designated provider, an arrest generally should not be made (RCW 69.51A.040).

All facts should be thoroughly documented and if evidence is not seized, it shall be photographed and detailed in the report.

#### 422.3.4 ADDITIONAL CONSIDERATIONS

Prior to making a physical arrest or confiscating cannabis plants, usable cannabis, or product, officers should consider the following:

# Kirkland Police Department

## Kirkland PD Policy Manual

### *Medical Cannabis*

---

- (a) Whenever the initial investigation reveals an amount greater than specified by law, officers should, in anticipation of an affirmative defense, consider and document:
  - 1. The medical condition itself.
  - 2. The quality of the cannabis (chemical content).
  - 3. The method of ingestion (e.g., smoking, eating, nebulizer).
  - 4. The timing of the possession in relation to a harvest (patient may be storing cannabis).
  - 5. Whether the cannabis is being cultivated indoors or outdoors, and the climate.
- (b) Before proceeding with enforcement related to collective gardens, cooperatives, or commercial producers, officers should consider conferring with appropriate legal counsel and the Washington State Liquor and Cannabis Board for license-related issues (WAC 314-55-410).
- (c) Medical use and possession of cannabis authorized under the Washington medical cannabis statute does not support the forfeiture of property as set forth in the Asset Forfeiture Policy (RCW 69.51A.050).
- (d) Laws and regulations do provide for the cultivation of industrial hemp. The Washington State Department of Agriculture should be contacted should questions arise regarding possible industrial hemp activity (RCW 15.140.030).
- (e) A medical endorsement can be added to a cannabis retail license to allow a retailer to sell cannabis for medical use to qualifying patients and designated providers. Transaction limits apply (WAC 314-55-080; WAC 314-55-095).
- (f) The Washington State Department of Health maintains a Medical Cannabis Authorization Database and regulates cannabis retail outlets with medical cannabis endorsements. This database may be accessed by authorized law enforcement officials for specific criminal investigations (WAC 246-71-080).

#### **422.4 EXCEPTIONS**

This policy does not apply to the following offenses; officers may take enforcement action if the person (RCW 69.51A.060):

- (a) Engages in the medical use of cannabis in a way that endangers the health or well-being of any person through the use of a motorized vehicle on a street, road, or highway, including violations of RCW 46.61.502 or RCW 46.61.504, or equivalent local ordinances.
- (b) Uses or displays medical cannabis in a manner or place open to the view of the public.

#### **422.5 FEDERAL LAW ENFORCEMENT**

Officers may exchange information regarding a cannabis investigation with federal law enforcement authorities when information is requested by federal law enforcement authorities or whenever the officer reasonably believes federal law enforcement authorities would request the information if the authorities were aware of the information.

# Kirkland Police Department

## Kirkland PD Policy Manual

### *Medical Cannabis*

---

#### **422.6 EVIDENCE UNIT SUPERVISOR RESPONSIBILITIES**

The Evidence Technicians shall ensure that cannabis, drug paraphernalia or other related property seized from a person engaged or assisting in the use of medical cannabis is not destroyed prior to the conclusion of the defendant's criminal proceedings.

Regardless of the prosecution status or disposition of any related criminal case, it shall be the policy of the Kirkland Police Department that the Evidence Technician shall not return any cannabis, drug paraphernalia or related property that was seized under the law unless presented with a valid court order requiring the return of such evidence.

The Evidence Technician may release cannabis to federal law enforcement authorities upon presentation of a valid court order or by a written order of the Investigation Unit Supervisor.

## Bicycle Patrol Program

### 423.1 PURPOSE AND SCOPE

The Kirkland Police Department has established a Bicycle Patrol Program for the purpose of enhancing patrol efforts in the community. Bicycle patrol has been shown to be an effective way to increase officer visibility in congested areas and their quiet operation can provide a tactical approach to crimes in progress. The purpose of this policy is to provide guidelines for the safe and effective operation of the patrol bicycle.

### 423.2 POLICY

Patrol bicycles may be used for regular patrol duty, traffic enforcement, parking control or special events. The use of the patrol bicycle will emphasize their mobility and visibility to the community.

Bicycles may be deployed to any area at all hours of the day or night, according to department needs and as staffing levels allow.

Requests for specific deployment of bicycle patrol officers shall be coordinated through the Bicycle Patrol Program Coordinator or the on-duty supervisor.

### 423.3 SELECTION OF PERSONNEL

Interested sworn personnel, who are off probation, shall submit a request for selection to the Bicycle Patrol Program through their Chain of Command to their Section Lieutenant. A copy will be forwarded to the Bicycle Patrol Program Coordinator. Interested personnel shall be evaluated by the following criteria:

- (a) Recognized competence and ability as evidenced by performance.
- (b) Special skills or training as it pertains to the assignment.
- (c) Good physical condition.
- (d) Willingness to perform duties using the bicycle as a mode of transportation.

#### 423.3.1 BICYCLE PATROL UNIT SUPERVISOR

The Bicycle Patrol Program Coordinator will be designated by the Chief of Police or their designee. The duties of the Bicycle Patrol Program Coordinator will be a collateral duty assignment for the selected officer.

The Bicycle Patrol Program Coordinator, or their designee, shall have responsibility for the following:

- (a) Organizing bicycle patrol training.
- (b) Inspecting and maintaining inventory of patrol bicycles and program equipment.
- (c) Scheduling maintenance and repairs.
- (d) Evaluating performance of bicycle officers.
- (e) Coordinating activities with the Operations Division.

# Kirkland Police Department

## Kirkland PD Policy Manual

### *Bicycle Patrol Program*

---

- (f) Other activities as required to maintain the efficient operation of the Bicycle Patrol Program.

#### **423.4 TRAINING**

Participants in the program must complete an initial department approved bicycle-training course after acceptance into the program. Thereafter bicycle patrol officers should receive yearly in-service training to improve skills and refresh safety, health and operational procedures. The initial training shall minimally include the following:

- Bicycle operation and basic maintenance.
- Bicycle patrol strategies.
- Bicycle safety and accident prevention.
- Operational tactics using bicycles.

All training shall be coordinated and documented through the department's Training Unit.

#### **423.5 OFFICER UNIFORMS AND EQUIPMENT**

Officers shall wear the department-approved uniform and safety equipment while operating the department bicycle. Safety equipment includes department-approved helmet, riding gloves, protective eyewear and approved footwear. Soft body armor/vest is required.

Bicycle officers shall have a police-type whistle on their person, which is capable of giving an audible warning to the public as necessary.

The bicycle patrol unit uniform consists of the standard short-sleeve uniform shirt or other department-approved shirt with department badge and patches and department-approved bicycle patrol pants or shorts.

Optional equipment includes jacket in colder weather, turtleneck shirts or sweaters when worn under the uniform shirt, and a radio with a microphone.

Bicycle patrol officers shall carry the same equipment on the bicycle patrol duty belt as they would on a regular patrol assignment.

Officers will be responsible for obtaining the necessary forms, citation books and other department equipment needed while on bicycle patrol.

#### **423.6 PATROL BICYCLES-EQUIPMENT, CARE AND USE**

Officers will use a specially marked and equipped patrol bicycle with an attached gear bag.

Bicycles are considered vehicles and are subject to laws, regulations, and privileges applicable to the operation of vehicles upon the highway. (RCW 46.04.670).

Bicycles utilized for uniformed bicycle patrol shall be primarily black or white with a police decal affixed to each side of the crossbar or the bike's saddlebag. Every such bicycle shall be equipped with front lights and rear reflectors or lights, and brakes satisfying the requirements of RCW 46.61.780.

# Kirkland Police Department

## Kirkland PD Policy Manual

### *Bicycle Patrol Program*

---

The bicycle light batteries should be placed on a charger at the end of the officer's shift and rotated periodically.

Bicycles utilized for uniformed bicycle patrol shall be equipped with a rear rack and/or saddle bag(s) sufficient to carry all necessary equipment to handle routine patrol calls including report writing, vehicle impound and citations.

Each bicycle gear bag shall include a first aid kit, tire pump, repair tool, and tire tube. These items are to remain with/on the bicycle at all times.

Each bicycle shall be equipped with at least one blue lamp and officers shall carry a whistle capable of giving an audible signal (RCW 46.37.190; WAC 204-21-130).

Bicycle officers shall conduct an inspection of the bicycle and equipment prior to use to insure proper working order of the equipment. Officers are responsible for the routine care and maintenance of their assigned equipment (e.g., tire pressure, chain lubrication, overall cleaning).

If a needed repair is beyond the ability of the bicycle officer, a repair work order will be completed and forwarded to the program coordinator for repair by an approved technician.

Each bicycle will have scheduled maintenance twice yearly to be performed by a department-approved repair shop/technician.

At the end of a bicycle assignment, the bicycle shall be returned clean and ready for the next tour of duty.

Officers shall not modify the patrol bicycle, or remove, modify or add components except with the expressed approval of the bicycle coordinator, or in the event of an emergency.

Vehicle bicycle racks are available should the officer need to transport the patrol bicycle. Due to possible component damage, transportation of the patrol bicycle in a trunk or on a patrol car push-bumper is discouraged.

Bicycles shall be properly secured when not in the officer's immediate presence.

#### **423.7 OFFICER RESPONSIBILITY**

Officers must operate the bicycle in compliance with applicable codes under normal operation. Officers may operate the bicycle without lighting equipment during hours of darkness when such operation reasonably appears necessary for officer safety and/or tactical considerations. Officers must use caution and care when operating the bicycle without lighting equipment.

It shall be the policy of this department that all other bicycle operation shall be in compliance with the rules of the road except when responding to an emergency call or when in the pursuit of an actual or suspected violator. An emergency response or pursuit shall be conducted under the conditions required by RCW 46.61.035 and with due regard and caution for the safety of all persons using the highway as required by RCW 46.61.035(4). Officers should refer to the guidelines in the Foot Pursuit policy when determining whether to initiate, continue or discontinue a pursuit while operating a bicycle.



## Online Reporting

### 424.1 PURPOSE

To provide guidelines to supervisors for the consistent handling of online reports.

### 424.2 ONLINE REPORT REVIEW

- (a) Access COPLogic via Outlook Inbox or Shortcut on Desktop
- (b) Click on the DORS link at the top of the page
- (c) Change the Report Status to "new\_resubmitted"
  1. Default date range is 30 days. Supervisors should increase the range to confirm no additional reports are pending
- (d) Determine if the case is a supplemental report by looking at Report Type in COPLogic
  1. Check RMS to make sure COPLogic supplemental report number is correct. Cases need to have a permanent case number, such as 23-8000XXXX, not the temporary case number such as T2300XXXX.
  2. Make Approval Decision as outlined below
  3. Change the case number to the correct number if needed
- (e) Click review and determine how to proceed
  1. Approve – If the report can be sent through to RMS
  2. Approve with Note – If the report can be sent through to RMS but you want to relay some information to the Reporting Party. This option also shows the permanent case number if needed by approving supervisor.
  3. Follow Up – When more information is needed from the Reporting Party. You must let the Reporting Party know what information is needed.
  4. Reject – If the report does not meet the COPLogic filing standards.
    - (a) You must let the Reporting Party know why their report is being rejected. Please treat this as formal communication with the community we serve. Do not use short hand or be overly terse in your response.
    - (b) **DO NOT REJECT A REPORT IF MORE INFORMATION IS NEEDED**
  5. Cancel – To back out of the report without making any changes
- (f) You can change the Report Status to "exported" to see the cases you just approved for case numbers and any attachments.
- (g) Follow through with the RMS side of COPLogic
  1. Log into RMS and search for the case you just approved
  2. Set Review Level – The review level is automatically set at Level 1 – Inactive Records. Enter the appropriate Review Level if case is assigned for follow up

# Kirkland Police Department

## Kirkland PD Policy Manual

### *Online Reporting*

---

3. Set Case Status - Case status is automatically set to Open. Set Case Status to Closed unless case is assigned for follow up
4. Email Records the case number if there is property with serial numbers that need to be entered into WACIC/NCIC
5. Assign case to Officer if follow-up is needed

## Foot Pursuits

### 425.1 PURPOSE AND SCOPE

This policy provides guidelines to assist officers in making the decision to initiate or continue the pursuit of suspects on foot.

### 425.2 POLICY

It is the policy of this department that officers, when deciding to initiate or continue a foot pursuit, continuously balance the objective of apprehending the suspect with the risk and potential for injury to department members, the public or the suspect.

Officers are expected to act reasonably, based on the totality of the circumstances.

### 425.3 DECISION TO PURSUE

The safety of department members and the public should be the primary consideration when determining whether a foot pursuit should be initiated or continued. Officers must be mindful that immediate apprehension of a suspect is rarely more important than the safety of the public and department members.

Officers may be justified in initiating a foot pursuit of any individual that the officer reasonably believes is about to engage in, is engaging in or has engaged in criminal activity. The decision to initiate or continue such a foot pursuit, however, must be continuously re-evaluated in light of the circumstances presented at the time.

Mere flight by a person who is not suspected of criminal activity alone shall not serve as justification for engaging in an extended foot pursuit without the development of reasonable suspicion regarding the individual's involvement in criminal activity or being wanted by law enforcement.

Deciding to initiate or continue a foot pursuit is a decision that an officer must make quickly and under unpredictable and dynamic circumstances. It is recognized that foot pursuits may place department members and the public at significant risk. Therefore, no officer or supervisor shall be criticized or disciplined for deciding not to engage in a foot pursuit because of the perceived risk involved.

If circumstances permit, surveillance and containment are generally the safest tactics for apprehending fleeing persons. In deciding whether to initiate or continue a foot pursuit, an officer should continuously consider reasonable alternatives to a foot pursuit based upon the circumstances and resources available, such as:

- (a) Containment of the area.
- (b) Saturation of the area with law enforcement personnel, including assistance from other agencies.
- (c) A canine search.
- (d) Thermal imaging or other sensing technology.
- (e) Air support.

# Kirkland Police Department

## Kirkland PD Policy Manual

### *Foot Pursuits*

---

- (f) Apprehension at another time when the identity of the suspect is known or there is information available that would likely allow for later apprehension, and the need to immediately apprehend the suspect does not reasonably appear to outweigh the risk of continuing the foot pursuit.

#### **425.4 GENERAL GUIDELINES**

When reasonably practicable, officers should consider alternatives to engaging in or continuing a foot pursuit when:

- (a) Directed by a supervisor to terminate the foot pursuit; such an order shall be considered mandatory.
- (b) The officer is acting alone.
- (c) Two or more officers become separated, lose visual contact with one another or obstacles separate them to the degree that they cannot immediately assist each other should a confrontation take place. In such circumstances, it is generally recommended that a single officer keep the suspect in sight from a safe distance and coordinate the containment effort.
- (d) The officer is unsure of his/her location and direction of travel.
- (e) The officer is pursuing multiple suspects and it is not reasonable to believe that the officer would be able to control the suspect should a confrontation occur.
- (f) The physical condition of the officer renders him/her incapable of controlling the suspect if apprehended.
- (g) The officer loses radio contact with the dispatcher or with assisting or backup officers.
- (h) The suspect enters a building, structure, confined space, isolated area or dense or difficult terrain, and there are insufficient officers to provide backup and containment. The primary officer should consider discontinuing the foot pursuit and coordinating containment pending the arrival of sufficient resources.
- (i) The officer becomes aware of unanticipated or unforeseen circumstances that unreasonably increase the risk to officers or the public.
- (j) The officer reasonably believes that the danger to the pursuing officers or public outweighs the objective of immediate apprehension.
- (k) The officer loses possession of his/her firearm or other essential equipment.
- (l) The officer or a third party is injured during the foot pursuit, requiring immediate assistance, and there are no other emergency personnel available to render assistance.
- (m) The suspect's location is no longer known.
- (n) The identity of the suspect is established or other information exists that will allow for the suspect's apprehension at a later time, and it reasonably appears that there is no immediate threat to department members or the public if the suspect is not immediately apprehended.

# Kirkland Police Department

## Kirkland PD Policy Manual

### *Foot Pursuits*

---

- (o) The officer's ability to safely continue the foot pursuit is impaired by inclement weather, darkness or other environmental conditions.

#### **425.5 RESPONSIBILITIES IN FOOT PURSUITS**

##### **425.5.1 INITIATING OFFICER RESPONSIBILITIES**

Unless relieved by another officer or a supervisor, the initiating officer shall be responsible for coordinating the progress of the pursuit and containment. When acting alone and when practicable, the initiating officer should not attempt to overtake and confront the suspect but should attempt to keep the suspect in sight until sufficient officers are present to safely apprehend the suspect.

Early communication of available information from the involved officers is essential so that adequate resources can be coordinated and deployed to bring a foot pursuit to a safe conclusion. Officers initiating a foot pursuit should, at a minimum, broadcast the following information as soon as it becomes practicable and available:

- (a) Location and direction of travel
- (b) Call sign identifier
- (c) Reason for the foot pursuit, such as the crime classification
- (d) Number of suspects and description, to include name if known
- (e) Whether the suspect is known or believed to be armed with a dangerous weapon

Officers should be mindful that radio transmissions made while running may be difficult to understand and may need to be repeated.

Absent extenuating circumstances, any officer unable to promptly and effectively broadcast this information should terminate the foot pursuit. If the foot pursuit is discontinued for any reason, immediate efforts for containment should be established and alternatives considered based upon the circumstances and available resources.

When a foot pursuit terminates, the officer will notify the dispatcher of his/her location and the status of the foot pursuit termination (e.g., suspect in custody, lost sight of suspect), and will direct further actions as reasonably appear necessary, to include requesting medical aid as needed for officers, suspects or members of the public.

##### **425.5.2 ASSISTING OFFICER RESPONSIBILITIES**

Whenever any officer announces that he/she is engaged in a foot pursuit, all other officers should minimize non-essential radio traffic to permit the involved officers maximum access to the radio frequency.

##### **425.5.3 SUPERVISOR RESPONSIBILITIES**

Upon becoming aware of a foot pursuit, the supervisor shall make every reasonable effort to ascertain sufficient information to direct responding resources and to take command, control and coordination of the foot pursuit. The supervisor should respond to the area whenever possible;

# Kirkland Police Department

## Kirkland PD Policy Manual

### *Foot Pursuits*

---

the supervisor does not, however, need to be physically present to exercise control over the foot pursuit. The supervisor shall continuously assess the situation in order to ensure the foot pursuit is conducted within established department guidelines.

The supervisor shall terminate the foot pursuit when the danger to pursuing officers or the public appears to unreasonably outweigh the objective of immediate apprehension of the suspect.

Upon apprehension of the suspect, the supervisor shall promptly proceed to the termination point to direct the post-foot pursuit activity.

#### **425.5.4 NORCOM RESPONSIBILITIES**

Upon notification or becoming aware that a foot pursuit is in progress, the dispatcher is responsible for:

- (a) Clearing the radio channel of non-emergency traffic.
- (b) Coordinating pursuit communications of the involved officers.
- (c) Broadcasting pursuit updates as well as other pertinent information as necessary.
- (d) Ensuring that a field supervisor is notified of the foot pursuit.
- (e) Notifying and coordinating with other involved or affected agencies as practicable.
- (f) Assigning an incident number and logging all pursuit activities.

#### **425.6 REPORTING REQUIREMENTS**

The initiating officer shall complete appropriate crime/arrest reports documenting, at a minimum:

- (a) Date and time of the foot pursuit.
- (b) Initial reason and circumstances surrounding the foot pursuit.
- (c) Course and approximate distance of the foot pursuit.
- (d) Alleged offenses.
- (e) Involved vehicles and officers.
- (f) Whether a suspect was apprehended as well as the means and methods used.
  - 1. Any use of force shall be reported and documented in compliance with the Use of Force Policy.
- (g) Arrestee information, if applicable.
- (h) Any injuries and/or medical treatment.
- (i) Any property or equipment damage.
- (j) Name of the supervisor at the scene or who handled the incident.

Assisting officers taking an active role in the apprehension of the suspect shall complete supplemental reports as necessary or as directed.

# Kirkland Police Department

## Kirkland PD Policy Manual

### *Foot Pursuits*

---

In any case in which a suspect is not apprehended and there is insufficient information to support further investigation, a supervisor may authorize that the initiating officer need not complete a formal report.

## Automated License Plate Readers

### 426.1 PURPOSE AND SCOPE

Automated License Plate Reader (ALPR) technology, also known as License Plate Recognition, provides automated detection of license plates. ALPR is used by the Kirkland Police Department to convert data associated with vehicle license plates for official law enforcement purposes, including parking violations, identifying stolen or wanted vehicles, stolen license plates and missing persons. ALPRs may also be used to gather information related to active warrants, homeland security, electronic surveillance, suspect interdiction and stolen property recovery.

### 426.2 ADMINISTRATION OF ALPR DATA

All installation and maintenance of ALPR equipment, as well as ALPR data retention and access, shall be managed by the Operations Division. The Operations Division Captain, or his/her designee, will assign personnel under his/her command to administer the day-to-day operation of the ALPR equipment and data.

### 426.3 ALPR OPERATION

Use of an ALPR is restricted to the purposes outlined below. Department personnel shall not use, or allow others to use, the equipment or database records for any unauthorized purpose.

- (a) An ALPR shall only be used for official and legitimate law enforcement business.
- (b) An ALPR will be used by Parking Enforcement Officers to enforce parking ordinances.
- (c) An ALPR may also be used in conjunction with any patrol operation or official department investigation. Reasonable suspicion or probable cause is not required before using ALPR.
- (d) While an ALPR may be used to canvass license plates around any crime scene, particular consideration should be given to using ALPR-equipped vehicles to canvass areas around homicides, shootings and other major incidents. Partial license plates reported during major crimes should be entered into the ALPR system in an attempt to identify suspect vehicles.
- (e) No member of this department shall operate ALPR equipment, or access ALPR data, without first completing department-approved training.
- (f) If practicable, the officer should verify an ALPR response through the Central Computerized Enforcement Service System (ACCESS) before taking enforcement action that is based solely upon an ALPR alert.
- (g) No ALPR operator may retrieve ACCESS data unless otherwise authorized to do so.

### 426.4 ALPR DATA COLLECTION AND RETENTION

All data and images gathered by an ALPR are for the official use of the Kirkland Police Department, and because such data may contain confidential ACCESS information, it is not open to public



# Kirkland Police Department

## Kirkland PD Policy Manual

### *Automated License Plate Readers*

---

review. ALPR information gathered and retained by this department may be used and shared with prosecutors or others only as permitted by law.

The Traffic Unit Sergeant and/or the Operations Lieutenant in charge of the Traffic Unit, is responsible to ensure proper collection and retention of ALPR data, and for transferring ALPR data stored in department vehicles to the department server on a regular basis, not to exceed 30 days between transfers.

All ALPR data downloaded to the server shall be stored according to the [Washington State Law Enforcement Records Retention Schedule](#) and thereafter may be purged unless it has become, or it is reasonable to believe it will become, evidence in a criminal or civil action, or is subject to a lawful action to produce records. In such circumstances the applicable data should be downloaded from the server onto portable media and booked into evidence.

#### **426.5 ACCOUNTABILITY AND SAFEGUARDS**

All saved data will be closely safeguarded and protected by both procedural and technological means. The Kirkland Police Department will observe the following safeguards regarding access to and use of stored data:

- (a) All non-law enforcement requests for access to stored ALPR data shall be referred to the Records Supervisor and processed in accordance with applicable law.
- (b) All ALPR data downloaded to the mobile workstation and server shall be accessible only through a login/password-protected system capable of documenting all access of information by name, date and time.
- (c) Persons approved to access ALPR data under these guidelines are permitted to access the data for legitimate law enforcement purposes only, such as when the data relates to a parking violation, a specific criminal investigation or a department-related civil or administrative action.
- (d) Such ALPR data may be released to other authorized and verified law enforcement officials and agencies at any time for legitimate law enforcement purposes.
- (e) ALPR system audits should be conducted on a regular basis.
- (f) All ALPR data will be stored on the server for a period of 90 days.
- (g) All ALPR data, where a parking ticket was issued, will be stored on the server for a period of 3 years per the Washington State retention guidelines.

---

## Homeless Persons

### 427.1 PURPOSE AND SCOPE

The purpose of this policy is to ensure that personnel understand the needs and rights of the homeless and to establish procedures to guide officers during all contacts with the homeless, whether consensual or for enforcement purposes. The Kirkland Police Department recognizes that members of the homeless community are often in need of special protection and services. The Kirkland Police Department will address these needs in balance with the overall missions of this department. Therefore, officers will consider the following policy sections when serving the homeless community (see the Emergency Detentions Policy).

#### 427.1.1 POLICY

It is the policy of the Kirkland Police Department to provide law enforcement services to all members of the community while protecting the rights, dignity and private property of the homeless. Homelessness is not a crime and members of this department will not use homelessness solely as a basis for detention or law enforcement action.

### 427.2 HOMELESS COMMUNITY LIAISON

The department's Neighborhood Resource Officer will act as the Homeless Liaison Officer. The responsibilities of the Homeless Liaison Officer include the following:

- (a) Maintain and make available to all department employees a list of assistance programs and other resources that are available to the homeless.
- (b) Meet with Social Services and representatives of other organizations that render assistance to the homeless.
- (c) Maintain a list of those areas within and near this jurisdiction that are used as frequent homeless encampments.
- (d) Remain abreast of laws dealing with the removal and/or destruction of the personal property of the homeless. This will include the following:
  1. Proper posting of notices of trespass and clean-up operations.
  2. Proper retention of property after clean-up, to include procedures for owners to reclaim their property in accordance with the Property and Evidence Policy and other established procedures.
- (e) Be present during any clean-up operation conducted by this department involving the removal of personal property of the homeless to ensure the rights of the homeless are not violated.
- (f) Develop training to assist officers in understanding current legal and social issues relating to the homeless.

# Kirkland Police Department

## Kirkland PD Policy Manual

### *Homeless Persons*

---

#### **427.3 FIELD CONTACTS**

Officers are encouraged to contact the homeless for purposes of rendering aid, support and for community-oriented policing purposes. Nothing in this policy is meant to dissuade an officer from taking reasonable enforcement action when facts support a reasonable suspicion of criminal activity. However, when encountering a homeless person who has committed a non-violent misdemeanor and continued freedom is not likely to result in a continuation of the offense or a breach of the peace, officers are encouraged to consider long-term solutions to problems that may relate to the homeless, such as shelter referrals and counseling in lieu of physical arrest.

Officers should provide homeless persons with resource and assistance information whenever it is reasonably apparent such services may be appropriate.

##### **427.3.1 OTHER CONSIDERATIONS**

Homeless members of the community will receive the same level and quality of service provided to other members of the community. The fact that a victim or witness is homeless can, however, require special considerations for a successful investigation and prosecution. Officers should consider the following when handling investigations involving homeless victims, witnesses or suspects:

- (a) Document alternate contact information. This may include obtaining addresses and phone numbers of relatives and friends.
- (b) Document places the homeless person may frequent.
- (c) Provide homeless victims with victim/witness resources when appropriate.
- (d) Obtain statements from all available witnesses in the event a homeless victim is unavailable for a court appearance.
- (e) Consider whether the person may be a vulnerable adult and if so, proceed in accordance with the Adult Abuse Policy.
- (f) Arrange for transportation for investigation-related matters, such as medical exams and court appearances.
- (g) Consider whether a crime should be reported and submitted for prosecution even when a homeless victim indicates he/she does not desire prosecution.
- (h) Document any facts indicating that the offense was intentionally committed because the victim was homeless or perceived to be homeless (RCW 9.94A.535).

#### **427.4 PERSONAL PROPERTY**

The personal property of homeless persons must not be treated differently than the property of other members of the public. Officers should use reasonable care when handling, collecting and retaining the personal property of homeless persons and should not destroy or discard the personal property of a homeless person.

# Kirkland Police Department

## Kirkland PD Policy Manual

### *Homeless Persons*

---

When a homeless person is arrested, or otherwise removed from a public place, officers should make reasonable accommodations to permit the person to lawfully secure his/her personal property. Otherwise, the personal property should be collected for safekeeping. If the arrestee has more personal property than can reasonably be collected and transported by the officer, a supervisor should be consulted. The property should be photographed and measures should be taken to remove or secure the property. It will be the supervisor's responsibility to coordinate the removal and safekeeping of the property.

Officers should not conduct or assist in clean-up operations of belongings that reasonably appear to be the property of homeless persons without the prior authorization of a supervisor or the department Homeless Liaison Officer. When practicable, requests by the public for clean-up operations of a homeless encampment should be referred to the Homeless Liaison Officer.

Officers who encounter unattended encampments, bedding or other personal property in public areas that reasonably appears to belong to a homeless person should not remove or destroy such property and should inform the department Homeless Liaison Officer if such property appears to involve a trespass, blight to the community or is the subject of a complaint. It will be the responsibility of the Homeless Liaison Officer to address the matter in a timely fashion.

#### **427.5 MENTAL ILLNESSES AND MENTAL IMPAIRMENTS**

Some homeless persons may suffer from a mental illness or a mental impairment. Officers shall not detain a homeless person under a mental illness commitment unless facts and circumstances warrant such a detention.

When a mental illness detention is not warranted, the contacting officer should provide the homeless person with contact information for mental health assistance as appropriate. In these circumstances, officers may provide transportation to a mental health specialist if requested by the person and approved by a supervisor.

#### **427.6 ECOLOGICAL ISSUES**

Sometimes homeless encampments can impact the ecology and natural resources of the community and may involve criminal offenses beyond mere littering. Officers are encouraged to notify other appropriate agencies or departments when a significant impact to the environment has or is likely to occur. Significant impacts to the environment may warrant a crime report, investigation, supporting photographs and supervisor notification.

## Lo/Jack

### 428.1 PURPOSE

To provide guidelines for the consistent application of Lo/Jack. The Lo/Jack Stolen Vehicle Recovery System consists of Police Tracking Computers (PTC) that have been installed in departmentally selected patrol cars to locate stolen vehicles equipped with a Lo/Jack transponder.

The Lo/Jack recovery system is automatically activated through a computer interface when a law enforcement agency enters a Lo/Jack equipped vehicle or a piece of construction equipment into the National Crime Information Center (NCIC) as stolen. Neither the theft victim nor law enforcement needs to contact Lo/Jack to activate the system.

### 428.2 PROCEDURE

#### ACTIVATION

- Activation occurs with a radio signal that is continuously broadcasted to activate the Lo/Jack transponder concealed in the stolen vehicle.
- Once activated the Lo/Jack transponder in the stolen vehicle broadcasts a silent radio signal once every 15 seconds. This signal will continue until the vehicle is cancelled from NCIC.

#### OFFICER'S RESPONSIBILITIES

- Upon receiving a Lo/Jack signal the officer should:
  - (a) Immediately bring his/her vehicle to a safe stop upon reading an activation on the equipment display. This allows the signal to lock on.
  - (b) Call in the Reply Code to NORCOM.
  - (c) Monitor Signal Strength and Relative Bearing Indicators while waiting for the return on the Reply Code from NORCOM.

#### REQUIRED NOTIFICATIONS

- NORCOM
  - (a) When an officer receives a Lo/Jack signal and a reply code, he/she shall notify Norcom of the Lo/Jack signal.
  - (b) When a vehicle is recovered, the officer shall notify NORCOM of the recovery so it can be cancelled from NCIC.
- Supervisor
  - (a) The officer is to obtain supervisory approval and backup assistance before starting a track of any stolen vehicle.
  - (b) Supervisors shall assist with the tracking coordination, as needed.
- Outside Agency
  - (a) During Lo/Jack tracking, if the officer enters another law enforcement jurisdiction, that jurisdiction shall be contacted to determine if they or another

# Kirkland Police Department

## Kirkland PD Policy Manual

### Lo/Jack

---

agency is tracking the stolen vehicle or has already located the vehicle and is conducting surveillance and/or a related investigation.

#### OFFICER SAFETY

- During Lo/Jack tracking, officers are to follow established felony stop procedures and strictly adhere to the vehicular pursuit policy.

#### OPERATION

- Starting Up the Lo/Jack equipment
  - (a) Once the Lo/Jack equipment is turned on, the Lo/Jack Police Tracking Computer (PTC) will automatically perform a diagnostic check. This will last three seconds and will momentarily display the last five digits of the serial number for the PTC. The startup will conclude with the word "READY" and will beep once. The display head will then go blank and the PTC will be in its normal scan mode.
  - (b) The PTC remains in this scan mode until the patrol car comes within range (up to 5 miles) of a Lo/Jack equipped and activated stolen vehicle.
- Equipment Display upon Activation
- The PTC will beep and will display the following when there is an activation:
  - (a) Reply Code
    1. The five digit Reply Code is the Lo/Jack individual identifier for the stolen vehicle and is linked to the vehicle identification number (VIN).
    2. Reply Codes that begin with three zeros (e.g., 000V6) is a training unit.
  - (b) Signal Strength
    1. This is the most reliable signal to rely on for tracking.
    2. The signal strength indicator displays the relative distance of the stolen vehicle to the PTC.
  - (c) Relative Bearing Indicator
    1. This is an arrow that points in the general direction of the source of the Lo/Jack signal.
    2. This arrow is oriented on the 12 o'clock position being straight ahead of the patrol car, 3 o'clock to the right, etc.

#### TRACKING

- Patrol Vehicle Speed
  - (a) Drive slow (25 MPH is recommended), this is due to signal "bounce". This means that the arrow will jump around. The speed of the patrol vehicle can cause this.
  - (b) If signal bounce occurs stop the patrol vehicle to let the signal lock on again, then resume tracking at a slow pace.
- Structures

# Kirkland Police Department

## Kirkland PD Policy Manual

### *Lo/Jack*

---

- (a) Signals may be reflected from buildings, power lines, and geography.
  - (b) Take note of any structures that are close to the vehicle that could be deflecting the signal.
  - (c) If the signal strength is less than half the scale (12 bars or less) go to a high ground position, such as a highway overpass, to establish the true direction of the signal.
- Building Searches
    - (a) The Lo/Jack signal will penetrate the walls of buildings and other vehicles.
    - (b) A Search Warrant or Consent to Search may be needed if an officer determines that the signal is coming from inside a building, trailer, shipping container, etc.

## Public Recording of Law Enforcement Activity

### 429.1 PURPOSE AND SCOPE

This policy provides guidelines for handling situations in which members of the public photograph or audio/video record law enforcement actions and other public activities that involve members of this department. In addition, this policy provides guidelines for situations where the recordings may be evidence.

### 429.2 POLICY

The Kirkland Police Department recognizes the right of persons to lawfully record members of this department who are performing their official duties. Members of this department will not prohibit or intentionally interfere with such lawful recordings. Any recordings that are deemed to be evidence of a crime or relevant to an investigation will only be collected or seized lawfully.

Officers should exercise restraint and should not resort to highly discretionary arrests for offenses such as interference, failure to comply or disorderly conduct as a means of preventing someone from exercising the right to record members performing their official duties.

### 429.3 RECORDING LAW ENFORCEMENT ACTIVITY

Members of the public who wish to record law enforcement activities are limited only in certain aspects.

- (a) Recordings may be made from any public place or any private property where the individual has the legal right to be present.
- (b) Beyond the act of photographing or recording, individuals may not interfere with the law enforcement activity. Examples of interference include, but are not limited to:
  - 1. Tampering with a witness or suspect.
  - 2. Inciting others to violate the law.
  - 3. Being so close to the activity as to present a clear safety hazard to the officers.
  - 4. Being so close to the activity as to interfere with an officer's effective communication with a suspect or witness.
- (c) The individual may not present an undue safety risk to the officers, him/herself or others.

### 429.4 OFFICER/DEPUTY RESPONSE

Officers should promptly request that a supervisor respond to the scene whenever it appears that anyone recording activities may be interfering with an investigation or it is believed that the recording may be evidence. If practicable, officers should wait for the supervisor to arrive before taking enforcement action or seizing any cameras or recording media.

Whenever practicable, officers or supervisors should give clear and concise warnings to individuals who are conducting themselves in a manner that would cause their recording or behavior to be unlawful. Accompanying the warnings should be clear directions on what an



# Kirkland Police Department

## Kirkland PD Policy Manual

### *Public Recording of Law Enforcement Activity*

---

individual can do to be compliant; directions should be specific enough to allow compliance. For example, rather than directing an individual to clear the area, an officer could advise the person that he/she may continue observing and recording from the sidewalk across the street.

If an arrest or other significant enforcement activity is taken as the result of a recording that interferes with law enforcement activity, officers shall document in a report the nature and extent of the interference or other unlawful behavior and the warnings that were issued.

#### **429.5 SUPERVISOR RESPONSIBILITIES**

A supervisor should respond to the scene when requested or any time the circumstances indicate a likelihood of interference or other unlawful behavior.

The supervisor should review the situation with the officer and:

- (a) Request any additional assistance as needed to ensure a safe environment.
- (b) Take a lead role in communicating with individuals who are observing or recording regarding any appropriate limitations on their location or behavior. When practical, the encounter should be recorded.
- (c) When practicable, allow adequate time for individuals to respond to requests for a change of location or behavior.
- (d) Ensure that any enforcement, seizure or other actions are consistent with this policy and constitutional and state law.
- (e) Explain alternatives for individuals who wish to express concern about the conduct of Department members, such as how and where to file a complaint.

#### **429.6 SEIZING RECORDINGS AS EVIDENCE**

Officers should not seize recording devices or media unless (42 USC § 2000aa):

- (a) There is probable cause to believe the person recording has committed or is committing a crime to which the recording relates, and the recording is reasonably necessary for prosecution of the person.
  1. Absent exigency or consent, a warrant should be sought before seizing or viewing such recordings. Reasonable steps may be taken to prevent erasure of the recording.
- (b) There is reason to believe that the immediate seizure of such recordings is necessary to prevent serious bodily injury or death of any person.
- (c) The person consents.
  1. To ensure that the consent is voluntary, the request should not be made in a threatening or coercive manner.
  2. If the original recording is provided, a copy of the recording should be provided to the recording party, if practicable. The recording party should be permitted to be present while the copy is being made, if feasible. Another way to obtain the evidence is to transmit a copy of the recording from a device to a department-owned device.

# Kirkland Police Department

## Kirkland PD Policy Manual

### *Public Recording of Law Enforcement Activity*

---

Recording devices and media that are seized will be submitted within the guidelines of the Property and Evidence Policy.

## First Amendment Assemblies

### 430.1 PURPOSE AND SCOPE

This policy provides guidance for responding to public assemblies or demonstrations.

### 430.2 POLICY

The Kirkland Police Department respects the rights of people to peaceably assemble. It is the policy of this department not to unreasonably interfere with, harass, intimidate or discriminate against persons engaged in the lawful exercise of their rights, while also preserving the peace, protecting life and preventing the destruction of property.

### 430.3 GENERAL CONSIDERATIONS

Individuals or groups present on the public way, such as public facilities, streets or walkways, generally have the right to assemble, rally, demonstrate, protest or otherwise express their views and opinions through varying forms of communication, including the distribution of printed matter. These rights may be limited by laws or ordinances regulating such matters as the obstruction of individual or vehicle access or egress, trespass, noise, picketing, distribution of handbills and leafleting, and loitering. However, officers shall not take action or fail to take action based on the opinions being expressed.

Participant behavior during a demonstration or other public assembly can vary. This may include, but is not limited to:

- Lawful, constitutionally protected actions and speech.
- Civil disobedience (typically involving minor criminal acts).
- Rioting.

All of these behaviors may be present during the same event. Therefore, it is imperative that law enforcement actions are measured and appropriate for the behaviors officers may encounter. This is particularly critical if force is being used. Adaptable strategies and tactics are essential. The purpose of a law enforcement presence at the scene of public assemblies and demonstrations should be to preserve the peace, to protect life and prevent the destruction of property.

Officers should not:

- (a) Engage in assembly or demonstration-related discussion with participants.
- (b) Harass, confront or intimidate participants.
- (c) Seize the cameras, cell phones or materials of participants or observers unless an officer is placing a person under lawful arrest.

Supervisors should continually observe department members under their commands to ensure that members' interaction with participants and their response to crowd dynamics is appropriate.

# Kirkland Police Department

## Kirkland PD Policy Manual

### *First Amendment Assemblies*

---

#### 430.3.1 PHOTOGRAPHS AND VIDEO RECORDINGS

Photographs and video recording, when appropriate, can serve a number of purposes, including support of criminal prosecutions by documenting criminal acts; assistance in evaluating department performance; serving as training material; recording the use of dispersal orders; and facilitating a response to allegations of improper law enforcement conduct.

Photographs and videos will not be used or retained for the sole purpose of collecting or maintaining information about the political, religious or social views of associations, or the activities of any individual, group, association, organization, corporation, business or partnership, unless such information directly relates to an investigation of criminal activities and there is reasonable suspicion that the subject of the information is involved in criminal conduct.

Photographs and video recordings shall not be retained or shared by members for personal use or posted online in social media or in any other medium.

#### 430.4 UNPLANNED EVENTS

When responding to an unplanned or spontaneous public gathering, the first responding officer should conduct an assessment of conditions, including, but not limited to, the following:

- Location
- Number of participants
- Apparent purpose of the event
- Leadership (whether it is apparent and/or whether it is effective)
- Any initial indicators of unlawful or disruptive activity
- Indicators that lawful use of public facilities, streets or walkways will be impacted
- Ability and/or need to continue monitoring the incident

Initial assessment information should be promptly communicated to NORCOM, and the assignment of a supervisor should be requested. Additional resources should be requested as appropriate. The responding supervisor shall assume command of the incident until command is expressly assumed by another, and the assumption of command is communicated to the involved members. A clearly defined command structure that is consistent with the Incident Command System (ICS) should be established as resources are deployed.

#### 430.5 PLANNED EVENT PREPARATION

For planned events, comprehensive, incident-specific operational plans should be developed. The ICS should be considered for such events.

#### 430.5.1 INFORMATION GATHERING AND ASSESSMENT

In order to properly assess the potential impact of a public assembly or demonstration on public safety and order, relevant information should be collected and vetted. This may include:

- Information obtained from outreach to group organizers or leaders.

# Kirkland Police Department

## Kirkland PD Policy Manual

### *First Amendment Assemblies*

---

- Information about past and potential unlawful conduct associated with the event or similar events.
- The potential time, duration, scope, and type of planned activities.
- Any other information related to the goal of providing a balanced response to criminal activity and the protection of public safety interests.

Information should be obtained in a transparent manner, and the sources documented. Relevant information should be communicated to the appropriate parties in a timely manner.

Information will be obtained in a lawful manner and will not be based solely on the purpose or content of the assembly or demonstration, or actual or perceived characteristics such as race, ethnicity, national origin, religion, sex, sexual orientation, gender identity or expression, economic status, age, cultural group, or disability of the participants (or any other characteristic that is unrelated to criminal conduct or the identification of a criminal subject).

#### 430.5.2 OPERATIONAL PLANS

An operational planning team with responsibility for event planning and management should be established. The planning team should develop an operational plan for the event.

The operational plan will minimally provide for the following:

- (a) Command assignments, chain of command structure, roles and responsibilities
- (b) Staffing and resource allocation
- (c) Management of criminal investigations
- (d) Designation of uniform of the day and related safety equipment (e.g., helmets, shields)
- (e) Deployment of specialized resources
- (f) Event communications and interoperability in a multijurisdictional event
- (g) Liaison with demonstration leaders and external agencies
- (h) Liaison with City government and legal staff
- (i) Media relations
- (j) Logistics: food, fuel, replacement equipment, duty hours, relief and transportation
- (k) Traffic management plans
- (l) First aid and emergency medical service provider availability
- (m) Prisoner transport and detention
- (n) Review of policies regarding public assemblies and use of force in crowd control
- (o) Parameters for declaring an unlawful assembly
- (p) Arrest protocol, including management of mass arrests
- (q) Protocol for recording information flow and decisions

# Kirkland Police Department

## Kirkland PD Policy Manual

### *First Amendment Assemblies*

---

- (r) Rules of engagement, including rules of conduct, protocols for field force extraction and arrests, and any authorization required for the use of force
- (s) Protocol for handling complaints during the event

#### **430.5.3 MUTUAL AID AND EXTERNAL RESOURCES**

The magnitude and anticipated duration of an event may necessitate interagency cooperation and coordination. The assigned Incident Commander should ensure that any required memorandums of understanding or other agreements are properly executed, and that any anticipated mutual aid is requested and facilitated (see the Outside Agency Assistance Policy).

#### **430.6 UNLAWFUL ASSEMBLY DISPERSAL ORDERS**

If a public gathering or demonstration remains peaceful and nonviolent, and there is no reasonably imminent threat to persons or property, the Incident Commander should generally authorize continued monitoring of the event.

Should the Incident Commander make a determination that public safety is presently or is about to be jeopardized, he/she or the authorized designee should attempt to verbally persuade event organizers or participants to disperse of their own accord. Warnings and advisements may be communicated through established communications links with leaders and/or participants or to the group.

When initial attempts at verbal persuasion are unsuccessful, the Incident Commander or the authorized designee should make a clear standardized announcement to the gathering that the event is an unlawful assembly, and should order the dispersal of the participants. The announcement should be communicated by whatever methods are reasonably available to ensure that the content of the message is clear and that it has been heard by the participants. The announcement should be amplified, made in different languages as appropriate, made from multiple locations in the affected area and documented by audio and video. The announcement should provide information about what law enforcement actions will take place if illegal behavior continues and should identify routes for egress. A reasonable time to disperse should be allowed following a dispersal order.

#### **430.7 USE OF FORCE**

Use of force is governed by current department policy and applicable law (see the Use of Force, Handcuffing and Restraints, Control Devices and Techniques, and Conducted Energy Device policies).

Individuals refusing to comply with lawful orders (e.g., nonviolent refusal to disperse) should be given a clear verbal warning and a reasonable opportunity to comply. If an individual refuses to comply with lawful orders, the Incident Commander shall evaluate the type of resistance and adopt a reasonable response in order to accomplish the law enforcement mission (such as dispersal or arrest of those acting in violation of the law). Control devices and TASER (TM)s should be considered only when the participants' conduct reasonably appears to present the potential

# Kirkland Police Department

## Kirkland PD Policy Manual

### *First Amendment Assemblies*

---

harm officers, themselves or others, or will result in substantial property loss or damage (see the Control Devices and Techniques and the Conducted Energy Device policies).

Force or control devices, including oleoresin capsaicin (OC), should be directed toward individuals and not toward groups or crowds, unless specific individuals cannot reasonably be targeted due to extreme circumstances, such as a riotous crowd.

Any use of force by a member of this department shall be documented promptly, completely and accurately in an appropriate report. The type of report required may depend on the nature of the incident.

#### **430.8 ARRESTS**

The Kirkland Police Department should respond to unlawful behavior in a manner that is consistent with the operational plan. If practicable, warnings or advisements should be communicated prior to arrest.

Mass arrests should be employed only when alternate tactics and strategies have been, or reasonably appear likely to be, unsuccessful. Mass arrests shall only be undertaken upon the order of the Incident Commander or the authorized designee. There must be probable cause for each arrest.

If employed, mass arrest protocols should fully integrate:

- (a) Reasonable measures to address the safety of officers and arrestees.
- (b) Dedicated arrest, booking and report writing teams.
- (c) Timely access to medical care.
- (d) Timely access to legal resources.
- (e) Timely processing of arrestees.
- (f) Full accountability for arrestees and evidence.
- (g) Coordination and cooperation with the prosecuting authority, jail and courts (see the Citation Releases Policy).

#### **430.9 MEDIA RELATIONS**

The Public Information Officer should use all available avenues of communication, including press releases, briefings, press conferences and social media to maintain open channels of communication with media representatives and the public about the status and progress of the event, taking all opportunities to reassure the public about the professional management of the event (see the Media Relations Policy).

#### **430.10 DEMOBILIZATION**

When appropriate, the Incident Commander or the authorized designee should implement a phased and orderly withdrawal of law enforcement resources. All relieved personnel should promptly complete any required reports, including use of force reports, and account for all issued equipment and vehicles to their supervisors prior to returning to normal operational duties.

# Kirkland Police Department

## Kirkland PD Policy Manual

### *First Amendment Assemblies*

---

#### **430.11 POST EVENT**

The Incident Commander should designate a member to assemble full documentation of the event, to include the following:

- (a) Operational plan
- (b) Any incident logs
- (c) Any assignment logs
- (d) Vehicle, fuel, equipment and supply records
- (e) Incident, arrest, use of force, injury and property damage reports
- (f) Photographs, audio/video recordings, NORCOM records/tapes
- (g) Media accounts (print and broadcast media)

##### **430.11.1 AFTER-ACTION REPORTING**

The Incident Commander should work with City legal counsel, as appropriate, to prepare a comprehensive after-action report of the event, explaining all incidents where force was used including the following:

- (a) Date, time and description of the event
- (b) Actions taken and outcomes (e.g., injuries, property damage, arrests)
- (c) Problems identified
- (d) Significant events
- (e) Recommendations for improvement; opportunities for training should be documented in a generic manner, without identifying individuals or specific incidents, facts or circumstances.

#### **430.12 TRAINING**

Department members should receive periodic training regarding this policy, as well as the dynamics of crowd control and incident management. The Department should, when practicable, train with its external and mutual aid partners.



## Civil Disputes

### 431.1 PURPOSE AND SCOPE

This policy provides members of the Kirkland Police Department with guidance for addressing conflicts between persons when no criminal investigation or enforcement action is warranted (e.g., civil matters), with the goal of minimizing any potential for violence or criminal acts.

The Domestic Violence Policy will address specific legal mandates related to domestic violence court orders. References in this policy to “court orders” apply to any order of a court that does not require arrest or enforcement by the terms of the order or by Washington law.

### 431.2 POLICY

The Kirkland Police Department recognizes that a law enforcement presence at a civil dispute can play an important role in the peace and safety of the community. Subject to available resources, members of this department will assist at the scene of civil disputes with the primary goal of safeguarding persons and property, preventing criminal activity and maintaining the peace. When handling civil disputes, members will remain impartial, maintain a calm presence, give consideration to all sides and refrain from giving legal or inappropriate advice.

### 431.3 GENERAL CONSIDERATIONS

When appropriate, members handling a civil dispute should encourage the involved parties to seek the assistance of resolution services or take the matter to the civil courts. Members must not become personally involved in disputes and shall at all times remain impartial.

While not intended to be an exhaustive list, members should give considerations to the following when handling civil disputes:

- (a) Civil disputes tend to be confrontational and members should be alert that they can escalate to violence very quickly. De-escalation techniques should be used when appropriate.
- (b) Members should not dismiss alleged or observed criminal violations as a civil matter and should initiate the appropriate investigation and report when criminal activity is apparent.
- (c) Members shall not provide legal advice, however, when appropriate, members should inform the parties when they are at risk of violating criminal laws.
- (d) Members are reminded that they shall not enter a residence or other non-public location without legal authority.
- (e) Members should not take an unreasonable amount of time assisting in these matters and generally should contact a supervisor if it appears that peacekeeping efforts longer than 30 minutes are warranted.

### 431.4 COURT ORDERS

Disputes involving court orders can be complex. Where no mandate exists for an officer to make an arrest for a violation of a court order, the matter should be addressed by documenting any apparent

# Kirkland Police Department

## Kirkland PD Policy Manual

### *Civil Disputes*

---

court order violation in a report. If there appears to be a more immediate need for enforcement action, the investigating officer should consult a supervisor prior to making any arrest.

If a person appears to be violating the terms of a court order but is disputing the validity of the order or its applicability, the investigating officer should document the following:

- (a) The person's knowledge of the court order or whether proof of service exists.
- (b) Any specific reason or rationale the involved person offers for not complying with the terms of the order.

A copy of the court order should be attached to the report when available. The report should be forwarded to the appropriate prosecutor. The report should also be forwarded to the court issuing the order with a notice that the report was also forwarded to the prosecutor for review.

#### **431.4.1 STANDBY REQUESTS**

Officers responding to a call for standby assistance to retrieve property should meet the person requesting assistance at a neutral location to discuss the process. The person should be advised that items that are disputed will not be allowed to be removed. The member may advise the person to seek private legal advice as to the distribution of disputed property.

Members should accompany the person to the location of the property. Members should ask if the other party will allow removal of the property or whether the other party would remove the property.

If the other party is uncooperative, the person requesting standby assistance should be instructed to seek private legal advice and obtain a court order to obtain the items (RCW 7.105.320). Officers should not order the other party to allow entry or the removal of any items. If there is a restraining or similar order against the person requesting standby assistance, that person should be asked to leave the scene or the person may be subject to arrest for violation of the order.

If the other party is not present at the location, the member will not allow entry into the location or the removal of property from the location.

#### **431.5 VEHICLES AND PERSONAL PROPERTY**

Officers may be faced with disputes regarding possession or ownership of vehicles or other personal property. Officers may review documents provided by parties or available databases (e.g., vehicle registration), but should be aware that legal possession of vehicles or personal property can be complex. Generally, officers should not take any enforcement action unless a crime is apparent. The people and the vehicle or personal property involved should be identified and the incident documented.

#### **431.6 REAL PROPERTY**

Disputes over possession or occupancy of real property (e.g., land, homes, apartments) should generally be handled through a person seeking a court order.

# Kirkland Police Department

## Kirkland PD Policy Manual

### *Civil Disputes*

---

#### 431.6.1 REQUEST TO REMOVE TRESPASSER DECLARATION

Officers possessing a lawful declaration signed under penalty of perjury and in the form required by law, may take enforcement action to remove a person from a residence when (RCW 9A.52.105):

- The person has been allowed a reasonable opportunity to secure and present evidence that the person is lawfully on the premises
- The officer reasonably believe he/she has probable cause to believe the person is committing criminal trespass under RCW 9A.52.070

An officer should give the trespasser a reasonable opportunity to vacate the premises before taking enforcement action.

## Crisis Intervention Incidents

### 432.1 PURPOSE AND SCOPE

This policy provides guidelines for interacting with those who may be experiencing a behavioral health disorder or emotional crisis. Interaction with such individuals has the potential for miscommunication and violence. It often requires an officer to make difficult judgments about a person's mental state and intent in order to effectively and legally interact with the individual.

#### 432.1.1 DEFINITIONS

Definitions related to this policy include:

**Person in crisis** - A person whose level of distress or mental health symptoms have exceeded the person's internal ability to manage his/her behavior or emotions. A crisis can be precipitated by any number of things, including an increase in the symptoms of a behavioral health disorder despite treatment compliance; non-compliance with treatment, including a failure to take prescribed medications appropriately; or any other circumstance or event that causes the person to engage in erratic, disruptive or dangerous behavior that may be accompanied by impaired judgment.

**De-escalation** - Taking action to stabilize the situation and reduce the immediacy of the threat so that more time, options and resources are available to resolve the situation. The goal of de-escalation is to gain voluntary compliance of subjects when feasible, and thereby reduce or eliminate the necessity to use physical force.

### 432.2 POLICY

The Kirkland Police Department is committed to providing a consistently high level of service to all members of the community and recognizes that persons in crisis may benefit from intervention. The Department will collaborate, where feasible, with behavioral health professionals to develop an overall intervention strategy to guide its members' interactions with those experiencing a behavioral health crisis. This is to ensure equitable and safe treatment of all involved.

### 432.3 SIGNS

Members should be alert to any of the following possible signs of behavioral health issues or crises:

- (a) A known history of behavioral health issues
- (b) Threats of or attempted suicide
- (c) Loss of memory
- (d) Incoherence, disorientation or slow response
- (e) Delusions, hallucinations, perceptions unrelated to reality or grandiose ideas
- (f) Depression, pronounced feelings of hopelessness or uselessness, extreme sadness or guilt
- (g) Social withdrawal
- (h) Manic or impulsive behavior, extreme agitation, lack of control

# Kirkland Police Department

## Kirkland PD Policy Manual

### *Crisis Intervention Incidents*

---

- (i) Lack of fear
- (j) Anxiety, aggression, rigidity, inflexibility or paranoia

Members should be aware that this list is not exhaustive. The presence or absence of any of these should not be treated as proof of the presence or absence of a mental health issue or crisis.

#### **432.4 COORDINATION WITH MENTAL HEALTH PROFESSIONALS-NAVIGATORS**

The Navigator program is intended to help improve the safety of individuals, the public and first responders. The Professional Standards Deputy Chief will coordinate a crisis intervention strategy, which may include collaboration with mental health professionals, in order to develop an education and response protocol. It should include a list of community resources, to guide department interaction with those who may be suffering from behavioral health disorders or who appear to be in a mental health crisis.

#### **432.5 FIRST RESPONDERS**

Safety is a priority for first responders. It is important to recognize that individuals under the influence of alcohol, drugs or both may exhibit symptoms that are similar to those of a person in a behavioral health crisis. These individuals may still present a serious threat to officers; such a threat should be addressed with reasonable tactics. Nothing in this policy shall be construed to limit an officer's authority to use reasonable force when interacting with a person in crisis.

Officers are reminded that behavioral health issues, mental health crises and unusual behavior alone are not criminal offenses. Individuals may benefit from treatment as opposed to incarceration.

An officer responding to a call involving a person in crisis should:

- (a) Promptly assess the situation independent of reported information and make a preliminary determination regarding whether a behavioral health crisis may be a factor.
- (b) Request available backup officers and specialized resources as deemed necessary and, if it is reasonably believed that the person is in a crisis situation, use conflict resolution and de-escalation techniques to stabilize the incident as appropriate.
- (c) If feasible, and without compromising safety, turn off flashing lights, bright lights or sirens.
- (d) Attempt to determine if weapons are present or available.
- (e) Take into account the person's mental and emotional state and potential inability to understand commands or to appreciate the consequences of his/her action or inaction, as perceived by the officer.
- (f) Secure the scene and clear the immediate area as necessary.
- (g) Employ tactics to preserve the safety of all participants.
- (h) Determine the nature of any crime.
- (i) Request a supervisor, as warranted.

# Kirkland Police Department

## Kirkland PD Policy Manual

### *Crisis Intervention Incidents*

---

- (j) Evaluate any available information that might assist in determining cause or motivation for the person's actions or stated intentions.
- (k) If circumstances reasonably permit, consider and employ alternatives to force.

#### **432.6 DE-ESCALATION**

Officers should consider that taking no action or passively monitoring the situation may be the most reasonable response to a behavioral health crisis.

Once it is determined that a situation is a behavioral health crisis and immediate safety concerns have been addressed, responding members should be aware of the following considerations and should generally:

- Evaluate safety conditions.
- Introduce themselves and attempt to obtain the person's name.
- Be patient, polite, calm, courteous and avoid overreacting.
- Speak and move slowly and in a non-threatening manner.
- Moderate the level of direct eye contact.
- Remove distractions or disruptive people from the area.
- Demonstrate active listening skills (e.g., summarize the person's verbal communication).
- Provide for sufficient avenues of retreat or escape should the situation become volatile.

Responding officers generally should not:

- Use stances or tactics that can be interpreted as aggressive.
- Allow others to interrupt or engage the person.
- Corner a person who is not believed to be armed, violent or suicidal.
- Argue, speak with a raised voice or use threats to obtain compliance.

#### **432.7 INCIDENT ORIENTATION**

When responding to an incident that may involve mental illness or a behavioral health crisis, the officer should request that the dispatcher provide critical information as it becomes available. This includes:

- (a) Whether the person relies on drugs or medication, or may have failed to take his/her medication.
- (b) Whether there have been prior incidents, suicide threats/attempts, and whether there has been previous police response.
- (c) Contact information for a treating physician or behavioral health professional.

Additional resources and a supervisor should be requested as warranted.

# Kirkland Police Department

## Kirkland PD Policy Manual

### *Crisis Intervention Incidents*

---

#### **432.8 SUPERVISOR RESPONSIBILITIES**

A supervisor should respond to the scene of any interaction with a person in crisis. Responding supervisors should:

- (a) Attempt to secure appropriate and sufficient resources.
- (b) Closely monitor any use of force, including the use of restraints, and ensure that those subjected to the use of force are provided with timely access to medical care (see the Handcuffing and Restraints Policy).
- (c) Consider strategic disengagement. Absent an imminent threat to the public and, as circumstances dictate, this may include removing or reducing law enforcement resources or engaging in passive monitoring.
- (d) Ensure that all reports are completed and that incident documentation uses appropriate terminology and language.
- (e) Evaluate whether a critical incident stress management debriefing for involved members is warranted.

#### **432.9 INCIDENT REPORTING**

Members engaging in any oral or written communication associated with a behavioral health crisis should be mindful of the sensitive nature of such communications and should exercise appropriate discretion when referring to or describing persons and circumstances.

Members having contact with a person in crisis should keep related information confidential, except to the extent that revealing information is necessary to conform to department reporting procedures or other official behavioral health or medical proceedings.

##### **432.9.1 DIVERSION**

Individuals who are not being arrested should be processed in accordance with the Emergency Detentions Policy.

#### **432.10 REFERRING A PERSON WHO IS THE SUBJECT OF A REPORT OF THREATENED OR ATTEMPTED SUICIDE TO A MENTAL HEALTH AGENCY**

This WASPC Model policy was adopted in response to Second Substitute House Bill (2SHB) 1448, Chapter 158, Laws of 2016 and RCW 71.05.457 (also known as Sheena's Law) which requires all general authority Washington law enforcement agencies to adopt a policy establishing criteria and procedures for a law enforcement officer to refer a person to a behavioral health agency after receiving a report of a threatened or attempted suicide, where the individual is not subject to involuntary evaluation or immediate arrest.

##### **432.10.1 CRITERIA**

Referrals to a behavioral health agency pursuant to this model policy should be limited to instances where:

- A person is the subject of a report of threatened or attempted suicide; and

# Kirkland Police Department

## Kirkland PD Policy Manual

### *Crisis Intervention Incidents*

---

- The responding officer(s) believe, based on their training and experience, that the person could benefit from behavioral health services;
- The person does not consent to voluntary mental health services;
- The person is not involuntarily committed or involuntarily transported for a mental health evaluation under RCW 71.05; and
- The person is not being transported to jail.

#### 432.10.2 PROCEDURE

Upon responding to a report of threatened or attempted suicide where all of the aforementioned criteria are met, the primary officer is encouraged to refer the person to the King County Behavioral Health and Recovery Division, Crisis and Commitment Services. Weekdays 0830-1630, 206-263-9200. After hours, Crisis Clinic 206-461-3222.

Referrals should be made via written documentation using the "Report of Threatened or Attempted Suicide to Law Enforcement" form and should be noted/coded in a way to allow the law enforcement agency to identify specific reports where a referral was made/is being made. Additionally, referrals should include sufficient narrative for a behavioral health agency to understand the nature of the call, the behavior of the individual, and prioritize their level of response.

The "Report of Threatened or Attempted Suicide to Law Enforcement" in fill-able format is available both on the U drive in the patrol cars and in the KPD master forms folder. This form is to be completed and emailed by the reporting officer to the King County Behavioral Health and Recovery Division, Crisis and Commitment Services at the email address [LE@crisisconnections.org](mailto:LE@crisisconnections.org). The form may serve as the case narrative, but officers are to note on the narrative page of the case report that a copy of the completed form was emailed and they uploaded it to the case in LERMS as an attachment. Officers should use the notes section of the report to indicate that a behavioral health referral was made.

Referrals by written documentation can be supplemented with a phone call or dispatch referral to the King County Behavioral Health and Recovery Division, Crisis and Commitment Services. Phone calls or dispatch referrals should not be a substitute for written documentation referrals. Phone calls or dispatch referrals should be noted in the written documentation, including the date and time of referral, and to whom the officer spoke.

Referrals made by written documentation only, without a phone call or dispatch referral to King County Behavioral Health and Recovery Division, Crisis and Commitment Services, should be processed in as expeditious a manner as practicable. RCW 71.05.458 requires the behavioral health agency to attempt to contact the person as a soon as possible, but not more than 24 hours (excluding holidays and weekends) after receiving the referral from law enforcement, to determine whether behavioral health intervention is necessary.

Best practice option: King County Mental Health Crisis and Commitment Services has provided a handout for KPD officers to leave with a person in crisis that provides the person with information



# Kirkland Police Department

## Kirkland PD Policy Manual

### *Crisis Intervention Incidents*

---

on mental health services available in the area. Officers should note on the narrative page that these forms were provided.

[See attachment: KC Mental Health Crisis and Commitment Services\\_handout.pdf](#)

#### **432.11 CIVILIAN AND NON-SWORN MEMBER INTERACTION WITH PEOPLE IN CRISIS**

Civilian members may be required to interact with persons in crisis in an administrative capacity, such as dispatching, records request, and animal control issues.

- (a) Members should treat all individuals equally and with dignity and respect.
- (b) If a member believes that he/she is interacting with a person in crisis, he/she should proceed patiently and in a calm manner.
- (c) Members should be aware and understand that the person may make unusual or bizarre claims or requests.

If a person's behavior makes the member feel unsafe, if the person is or becomes disruptive or violent, or if the person acts in such a manner as to cause the member to believe that the person may be harmful to him/herself or others, an officer should be promptly summoned to provide assistance.

#### **432.12 EVALUATION**

The Professional Standards Deputy Chief, who has been designated to coordinate the crisis intervention strategy for this department, should ensure that a thorough review and analysis of the department response to these incidents is conducted annually. The report will not include identifying information pertaining to any involved individuals, officers or incidents and will be submitted to the Chief of Police through the chain of command.

#### **432.13 TRAINING**

In coordination with the mental health community and appropriate stakeholders, the Department will develop and provide comprehensive education and training to all department members to enable them to effectively interact with persons in crisis.

Training shall include mandated training in crisis intervention, certified by the Criminal Justice Training Commission, as required by Washington law (RCW 43.101.427; WAC 139-09-020 et seq.).

---

## Medical Aid and Response

### 433.1 PURPOSE AND SCOPE

This policy recognizes that members often encounter persons who appear to be in need of medical aid and establishes a law enforcement response to such situations.

### 433.2 POLICY

It is the policy of the Kirkland Police Department that all officers and other designated members be trained to provide emergency medical aid and to facilitate an emergency medical response.

### 433.3 FIRST RESPONDING MEMBER RESPONSIBILITIES

Whenever practicable, members should take appropriate steps to provide initial medical aid (e.g., first aid, CPR and use of an automated external defibrillator (AED)) in accordance with their training and current certification levels. This should be done for those in need of immediate care and only when the member can safely do so.

Prior to initiating medical aid, the member should contact NORCOM and request response by emergency medical services (EMS) as the member deems appropriate.

Members should follow universal precautions when providing medical aid, such as wearing gloves and avoiding contact with bodily fluids, consistent with the Communicable Diseases Policy. Members should use a barrier or bag device to perform rescue breathing.

When requesting EMS, the member should provide NORCOM with information for relay to EMS personnel in order to enable an appropriate response, including:

- (a) The location where EMS is needed.
- (b) The nature of the incident.
- (c) Any known scene hazards.
- (d) Information on the person in need of EMS, such as:
  1. Signs and symptoms as observed by the member.
  2. Changes in apparent condition.
  3. Number of patients, sex, and age, if known.
  4. Whether the person is conscious, breathing, and alert, or is believed to have consumed drugs or alcohol.
  5. Whether the person is showing signs of extreme agitation or is engaging in violent irrational behavior accompanied by profuse sweating, extraordinary strength beyond their physical characteristics, and imperviousness to pain.

Members should stabilize the scene whenever practicable while awaiting the arrival of EMS.

Members should not direct EMS personnel whether to transport the person for treatment.

# Kirkland Police Department

## Kirkland PD Policy Manual

### *Medical Aid and Response*

---

Injured persons shall be monitored while in law enforcement custody (Washington State Office of the Attorney General Model Use of Force Policy).

#### **433.4 TRANSPORTING ILL, INJURED OR DISABLED PERSONS OR PRISONERS**

Except in extraordinary cases where alternatives are not reasonably available, members should not transport persons who are unconscious, who have serious injuries or who may be seriously ill. EMS personnel should be called to handle patient transportation.

Officers should search any person who is in custody before releasing that person to EMS for transport.

An officer should accompany any person in custody during transport in an ambulance when requested by EMS personnel, when it reasonably appears necessary to provide security, when it is necessary for investigative purposes or when so directed by a supervisor. The need for restraining devices will be determined upon consultation with the medical personnel providing the immediate treatment to the prisoner.

Members should not provide emergency escort for medical transport or civilian vehicles.

##### **433.4.1 DISABLED PRISONERS**

Disabled prisoners may require special considerations during transport. The transporting officer should:

1. Make every legally required effort to ensure that any special equipment or medicine required by the prisoner is transported along with the prisoner.
2. When needed, request assistance in order for the transport to be completed in a manner that is safe for the prisoner and the officer.
3. When needed, request a specially equipped vehicle to transport disabled persons whose condition prohibits transport in police vehicles. When feasible these arrangements should be made prior to the arrest taking place.
4. Evaluate the application of restraint devices on a disabled prisoner based on the subject's physical capabilities, seriousness of the charge and the threat level of the prisoner. Officers should use discretion and sound judgment when determining whether restraining devices are necessary for physically disabled prisoners.

#### **433.5 PERSONS REFUSING EMS CARE**

If a person who is not in custody refuses EMS care or refuses to be transported to a medical facility, an officer shall not force that person to receive care or be transported. However, members may assist EMS personnel when EMS personnel determine the person lacks mental capacity to understand the consequences of refusing medical care or to make an informed decision and the lack of immediate medical attention may result in serious bodily injury or the death of the person.

In cases where mental illness may be a factor, the officer should consider proceeding with an emergency detention in accordance with the Emergency Detentions Policy.

# Kirkland Police Department

## Kirkland PD Policy Manual

### *Medical Aid and Response*

---

If an officer believes that a person who is in custody requires EMS care and the person refuses, the officer should encourage the person to receive medical treatment. The officer may also consider contacting a family member to help persuade the person to agree to treatment or who may be able to authorize treatment for the person.

If the person still refuses, the officer will require the person to be transported to the nearest medical facility. In such cases, the officer should consult with a supervisor prior to the transport.

Members shall not sign refusal-for-treatment forms or forms accepting financial responsibility for treatment.

#### **433.6 SICK OR INJURED ARRESTEE**

If an arrestee appears ill or injured, or claims illness or injury, he/she should be medically cleared prior to booking. If the officer has reason to believe the arrestee is feigning injury or illness, the officer should contact a supervisor, who will determine whether medical clearance will be obtained prior to booking.

If the jail or detention facility refuses to accept custody of an arrestee based on medical screening, the officer should note the name of the facility person refusing to accept custody and the reason for refusal, and should notify a supervisor to determine the appropriate action.

Arrestees who appear to have a serious medical issue should be transported by ambulance. Officers shall not transport an arrestee to a hospital without a supervisor's approval.

Nothing in this section should delay an officer from requesting EMS when an arrestee reasonably appears to be exhibiting symptoms that appear to be life threatening, including breathing problems or an altered level of consciousness, or is claiming an illness or injury that reasonably warrants an EMS response in accordance with the officer's training.

#### **433.7 MEDICAL ATTENTION RELATED TO USE OF FORCE**

Specific guidelines for medical attention for injuries sustained from a use of force may be found in the Use of Force, Handcuffing and Restraints, Control Devices and Techniques, and Conducted Energy Device policies.

#### **433.8 AUTOMATED EXTERNAL DEFIBRILLATOR (AED) USE**

A semi-automatic external defibrillator or AED should only be used by members who have completed a course approved by the Washington State Department of Health (DOH) that includes instruction in CPR and the use of an AED (RCW 70.54.310).

##### **433.8.1 AED USER RESPONSIBILITY**

Members who are operating department vehicles containing AED's should check the AED at the beginning of the shift to ensure it is properly charged and functioning. Any AED that is not functioning properly will be taken out of service and given to the Quartermaster, who is responsible for ensuring appropriate maintenance.

# Kirkland Police Department

## Kirkland PD Policy Manual

### *Medical Aid and Response*

---

Following use of an AED, the device shall be cleaned and/or decontaminated as required. The electrodes and/or pads will be replaced as recommended by the AED manufacturer.

Any member who uses an AED shall contact NORCOM as soon as possible and request response by EMS (RCW 70.54.310).

#### **433.8.2 AED REPORTING**

Any member using an AED will complete an incident report detailing its use. Any data from usage shall be made available, upon request, to EMS or other health care providers (RCW 70.54.310).

#### **433.8.3 AED TRAINING AND MAINTENANCE**

The Training Sergeant should ensure appropriate training is provided to members authorized to use an AED.

The Quartermaster is responsible for ensuring AED devices are appropriately maintained and tested consistent with the manufacturer's operational guidelines, and will retain records of all maintenance in accordance with the established records retention schedule (RCW 70.54.310).

#### **433.9 ADMINISTRATION OF OPIOID OVERDOSE MEDICATION**

In recognition of the dangers of opioid overdoses, the Department is making opioid overdose medication available to members. The Kirkland Police Department acts under the authorization of the Washington State Health Officer who has issued a standing order to dispense Naloxone. (RCW 69.41.095). Members who are properly qualified and trained may administer opioid overdose medication. If the decision is made to administer Nasal Naloxone upon encountering a person believed to be suffering from an opioid induced overdose, members should follow the below guidelines:

1. Establish patient responsiveness.
2. Look for signs of opioid overdose (shallow or no breathing, weakened pulse, pinpoint pupils, blue or gray skin tone, paraphernalia, and witness statements.) Naloxone ONLY works on opioid overdoses. IT DOES NOT WORK ON OTHER substances (like cocaine, amphetamines, ecstasy, GHB or alcohol).
3. Call for emergency medical response by Kirkland Fire Department and/or Medics.
4. Administer Nasal Naloxone to the patient in accordance with training and policy.
5. Notify NORCOM that Naloxone has been administered.
6. Provide basic life support care, per training.

Upon arrival of Fire Department/Medics:

Patient care is the responsibility of the Fire Department.

Officer may assist as needed.

Provide a verbal report of findings and actions to Fire Department member in charge.

# Kirkland Police Department

## Kirkland PD Policy Manual

### *Medical Aid and Response*

---

#### **433.9.1 OPIOID OVERDOSE MEDICATION USER RESPONSIBILITIES**

Members who are qualified to administer opioid overdose medication, such as Naloxone, should handle, store and administer the medication consistent with their training. Members should check the medication and associated administration equipment at the beginning of their shift to ensure they are serviceable and not expired. Any expired medication or unserviceable administration equipment should be removed from service and given to the Quartermaster in exchange for a new one. The Quartermaster should maintain a log reference disposal of damaged or unserviceable administration equipment.

#### **433.9.2 OPIOID OVERDOSE MEDICATION REPORTING**

Any member administering opioid overdose medication should detail its use in a case report. In addition, members shall complete an entry on the King County Behavioral Health and Recovery Division Naloxone Portal website: [King County Narcan Report](#). An email notification should be sent to the Risk Management Lieutenant prior to the end of their shift. The online entry and notice to the Risk Management Lieutenant should be documented in the case report.

An equipment supply request with the case number should be submitted to the Quartermaster to obtain a replacement medication.

The Training Sergeant will ensure that the Records Supervisor is provided enough information to meet applicable state reporting requirements.

#### **433.9.3 OPIOID OVERDOSE MEDICATION TRAINING**

The Training Sergeant should ensure training is provided to members authorized to administer opioid overdose medication.

#### **433.10 FIRST AID TRAINING**

Subject to available resources, the Training Sergeant should ensure officers receive periodic first aid training appropriate for their position.

# Suspicious Activity Reporting

## 434.1 PURPOSE AND SCOPE

This policy provides guidelines for reporting and investigating suspicious and criminal activity.

### 434.1.1 DEFINITIONS

Definitions related to this policy include:

**Involved party** - An individual who has been observed engaging in suspicious activity, as defined in this policy, when no definitive criminal activity can be identified, thus precluding the person's identification as a suspect.

**Suspicious activity** - Any reported or observed activity that a member reasonably believes may have a nexus to any criminal act or attempted criminal act, or to foreign or domestic terrorism. Actual or perceived characteristics such as race, ethnicity, national origin, religion, sex, sexual orientation, gender identity or expression, economic status, age, cultural group, or disability should not be considered as factors that create suspicion (although these factors may be used as specific suspect descriptions). Examples of suspicious activity may include but are not limited to:

- Suspected pre-operational surveillance or intelligence gathering (e.g., photographing security features, asking questions about sensitive security-related subjects).
- Tests of security measures and response to incidents (e.g., "dry run," creating false alarms, attempts to enter secure areas without authorization).
- Suspicious purchases (e.g., purchasing large quantities of otherwise legal items, such as fertilizer, that could be used to create an explosive or other dangerous device).
- An individual in possession of such things as a hoax explosive or dispersal device, sensitive materials (e.g., passwords, access codes, classified government information), or coded or ciphered literature or correspondence.

**Suspicious Activity Report (SAR)** - An incident report used to document suspicious activity.

## 434.2 POLICY

The Kirkland Police Department recognizes the need to protect the public from criminal conduct and acts of terrorism and shall lawfully collect, maintain and disseminate information regarding suspicious activities, while safeguarding civil liberties and privacy protections.

## 434.3 RESPONSIBILITIES

The Investigation Lieutenant and authorized designees will manage SAR activities. Authorized designees should include supervisors who are responsible for department participation in criminal intelligence systems as outlined in the Criminal Organizations Policy.

The responsibilities of the Investigation Lieutenant include, but are not limited to:

- (a) Remaining familiar with those databases available to the Department that would facilitate the purpose of this policy.

# Kirkland Police Department

## Kirkland PD Policy Manual

### *Suspicious Activity Reporting*

---

- (b) Maintaining adequate training in the area of intelligence gathering to ensure no information is being maintained that would violate the law or civil rights of any individual.
- (c) Ensuring a process is available that would allow members to report relevant information. The process should be designed to promote efficient and quick reporting, and should not be cumbersome, duplicative or complicated.
- (d) Ensuring that members are made aware of the purpose and value of documenting information regarding suspicious activity, as well as the databases and other information resources that are available to the Department.
- (e) Ensuring that SAR information is appropriately disseminated to members in accordance with their job responsibilities.
- (f) Coordinating investigative follow-up, if appropriate.
- (g) Coordinating with any appropriate agency or fusion center.
- (h) Ensuring that, as resources are available, the Department conducts outreach that is designed to encourage members of the community to report suspicious activity and that outlines what they should look for and how they should report it (e.g., website, public service announcements).

#### **434.4 REPORTING AND INVESTIGATION**

Any department member receiving information regarding suspicious activity should take any necessary immediate and appropriate action, including a request for tactical response or immediate notification of specialized entities, when applicable. Any civilian member who receives such information should ensure that it is passed on to an officer in a timely manner.

If the suspicious activity is not directly related to a reportable crime, the member should prepare a SAR and include information about involved parties and the circumstances of the incident. If, during any investigation, an officer becomes aware of suspicious activity that is unrelated to the current investigation, the information should be documented separately in a SAR and not included in the original incident report. The report number of the original incident should be included in the SAR as a cross reference. A SAR should be processed as any other incident report.

#### **434.5 HANDLING INFORMATION**

The Records Section will forward copies of SARs, in a timely manner, to the following:

- Investigation Unit supervisor
- Crime Analysis Unit
- Other authorized designees



## Utility Terrain Vehicle (UTV) Patrol Program

### 435.1 PURPOSE AND SCOPE

The Kirkland Police Department authorizes the use of department-owned utility terrain vehicles (UTV's) for qualified employees specially trained in their operation for the purpose of enhancing patrol efforts within the community in areas less-accessible to patrol cars, for use during special events, as further stated within this policy, or as directed by the Chief of Police or their designee.

The purpose of this policy is to provide guidelines for the safe and effective operation of the UTV's by police personnel.

### 435.2 POLICY

The Kirkland Police Department may maintain UTV's for duties such as regular patrol duty, parking control, and special events, but their primary use will be as an effective means to patrol the Cross Kirkland Corridor. The use of the UTV's will emphasize their mobility and visibility to the community. UTV's may be deployed to any area of the city at all hours of the day or night, according to Department needs and as staffing levels allow. Requests for specific deployment of personnel utilizing UTV's shall be coordinated through the on-duty patrol supervisor and the UTV Program Coordinator.

### 435.3 UTV PROGRAM SUPERVISOR

The UTV Program Supervisor will be the EVOG Cadre Head. The UTV Program Supervisor shall have responsibility for the following:

- (a) Organizing department approved UTV training.
- (b) Inspecting and maintaining the UTV's and their related equipment.
- (c) Scheduling maintenance and repairs.
- (d) Coordinating activities with the Patrol Division.
- (e) Other activities as required to maintain the efficient operation of the UTV Program.

### 435.4 TRAINING

Employees operating UTV's should complete an initial Department approved UTV training course prior to utilizing a UTV in a patrol or special assignment function. A refresher class as approved by the Department will be required once every three years to improve skills and refresh safety and operational procedures. The initial training should minimally include the following:

- (a) UTV operation familiarization.
- (b) UTV safety and accident prevention.
- (c) Operational tactics using UTV's.

### 435.5 CARE AND USE OF UTV'S

The UTV's shall be clearly marked as "Police" and be equipped with front and rear lamps, red/blue emergency lighting, and a siren. In addition, the UTV's are equipped with a storage box for

# Kirkland Police Department

## Kirkland PD Policy Manual

### *Utility Terrain Vehicle (UTV) Patrol Program*

---

officers to place all of their needed equipment to handle routine patrol calls. A first aid kit should always be stored in the UTV storage box.

Authorized users shall operate the Department UTV's consistent with the guidelines outlined in the training, to include:

- (a) Officers shall use good judgment while operating the UTV's, and follow all safety protocol addressed in the UTV training class.
- (b) Officers shall conduct an inspection of the UTV and equipment prior to use in order to ensure proper working order of the equipment. Any deficiencies shall be noted and forwarded to the UTV Coordinator.
- (c) Absent exigent circumstances, the UTV's shall not be left unattended (out of sight) without removing the keys.
- (d) Officers shall not use the UTV's during hours of darkness without using a functional illumination device.
  - 1. Officers may operate the UTV's without an illumination device if it appears reasonably necessary for officer safety and tactical considerations.
- (e) At the end of any use of the UTV's, they shall be returned clean and ready for their next use, to include making sure they are plugged in and charging.
- (f) Officer shall not modify the UTV, nor remove, modify, or add components except with the expressed approval of the UTV Coordinator, or in the event of an emergency.

## Community Resource Officer Program

### 436.1 PURPOSE AND SCOPE

The Kirkland Police Department recognizes the value and importance of employing Community Oriented Policing practices as a means of promoting partnerships and strong police community relations. In keeping with that mission, the Department has established the use of Community Resource Officers (CRO) to work with the various schools within the City in partnership with the Lake Washington School District.

### 436.2 POLICY

The Kirkland Police Department will cooperate with the Lake Washington School District in providing a safe environment for students and faculty and to interact in a positive manner with the youth of the community by providing a Community Resource Officer Program.

### 436.3 GOALS AND OBJECTIVES

Specific goals and objectives of the School Resource Officer Program are:

- (a) Create a greater respect for law and order in the public school system and minimize criminal activity.
- (b) Identify youth in danger of becoming known to the criminal justice system and work with them to help them choose a more positive and socially acceptable way to conduct themselves.
- (c) Alleviate tension and fear brought on by criminal activity on or near school campus.
- (d) Enhance communication and understanding between students, their families, School District staff and the Police Department.
- (e) Provide for direct action in the apprehension of criminal violators on or near the school campus as it relates to safety at the school.
- (f) Providing assistance to the school community on police related problems.
- (g) Provide coordination of security measures for special school activities, such as sports events and dances.
- (h) Reduce the need for Patrol Officer response to the schools
- (i) Providing positive interactions between law enforcement officers, school staff, students, and families
- (j) Connecting students, families, and school staff to supportive community services

### 436.4 COMMUNITY RESOURCE OFFICER RESPONSIBILITIES

Each Community Resource Officer will be the primary liaison for the schools within Kirkland and will respond to all calls for service originating from the schools if available..

- (a) Community Resource Officers will be assigned to the Community Services Unit and will be supervised by the Community Services Sergeant.
- (b) It will be a uniformed position.

# Kirkland Police Department

## Kirkland PD Policy Manual

### *Community Resource Officer Program*

---

- (c) The working hours of the Community Resource Officer will be established by the current Collective Bargaining Agreement.
- (d) As a general rule, the Community Resource Officer will transition back to primary school liaison duties at least one week before the classes start for the students in the fall. This will generally be in the third week of August. The Community Resource Officer shall continue to primarily work with the schools until the last day of the school year, generally the third week of June.
- (e) During the school year the Community Resource Officer shall:
  - (a) Handle calls that are related to the school and would normally be directed to police.
  - (b) Report all significant incidents to a police supervisor.
  - (c) Help keep students out of the criminal justice system while connecting students with supportive services.
  - (d) Investigate and follow-up on crimes reported at the schools.
  - (e) Assist Patrol and Investigations personnel in the arrest of juveniles at the schools as a result of investigations not originated by the Community Resource Officer.
  - (f) Work closely with other officers of the Police Department in matters relating to the schools, youth gangs, and the community.
  - (g) Assist the school administration, as requested, with the prevention of crime and delinquency on campus.
  - (h) Strive to increase student understanding and respect for law enforcement through interaction at school-sponsored activities.
  - (i) Interact with students relating to police/student problems and to be a focal point for quelling unrest on campus.
  - (j) Develop and maintain lines of communication between School District staff, students, parents, and the Police Department.
  - (k) Serve the school and the community as a source of information regarding City and Police functions.
  - (l) Provide an officer for classroom programs when requested. This might include educational presentations to staff and students regarding the criminal justice system, criminal activity, substance abuse education, and driver education.
  - (m) Assist school staff in establishing policies that will contribute to the safety of the school staff and students.
  - (n) Participate in student counseling and parent conferences, when appropriate.
  - (o) Coordinate and supervise security measures at school activities in conjunction with school administration, including sports events, dances, plays, etc.
  - (p) Attend periodic meetings of Community Resource Officers and the Lake Washington School District Safety Advisory Committee.

# Kirkland Police Department

## Kirkland PD Policy Manual

### *Community Resource Officer Program*

---

- (q) Be a positive role model for youths through positive interaction and projection of a professional image.
- (r) Provide training for campus supervisors on maintaining a safe and secure environment.
- (s) During working hours in which a CRO is not engaged in handling incidents involving a school, a CPS complaint or other applicable call for service in the community, they will absorb ancillary duties, such as:
  - (a) emphasis patrols in parks (both in a vehicle & on a bicycle,
  - (b) bike patrol/UTV patrol on the Cross Kirkland Corridor, Lake Washington Blvd and the various business districts within the City,
  - (c) supporting patrol during critical incidents
- (f) During summer and school breaks the Community Resource Officer may be assigned to Patrol, other specialty units, or to other responsibilities within the Community Services Unit based upon operational necessity.

#### **436.5 COMMUNITY RESOURCE OFFICER NON-FRATERNIZATION WITH STUDENTS**

It is the Kirkland Police Department's expectation that Community Resource Officers will maintain a professional relationship with students. The relationship between the Community Resource Officer and students shall be one of professional cooperation and respect.

- (a) Community Resource Officers are prohibited from engaging in the following behaviors with students enrolled in any school district, regardless of age of the student at the time of enrollment:
  - (a) Utilizing personal cell phones, tablets, computers, etc. to communicate with a student. This includes all social media sites and applications. All electronic communications must be done on department-issued equipment and be related to legitimate law enforcement business.
  - (b) Having any inappropriate physical contact with a student.
  - (c) Participating in any type of banter, allusions, jokes or innuendos of a sexual nature.
  - (d) Socializing or spending time with students outside of the school day or school-sponsored events, except as required by law enforcement duties or as participants in organized community events.
    - (a) An exception will be made if the social relationship arises from the student's relationship with the Community Resource Officer's child, or a relationship between the Community Resource Officer and the parent/guardian of the student.

## **Chapter 5 - Traffic Operations**

## Traffic Function and Responsibility

### 500.1 PURPOSE AND SCOPE

The ultimate goal of traffic law enforcement is to reduce traffic collisions. This may be achieved through the application of such techniques as geographic/temporal assignment of personnel and equipment and the establishment of preventive patrols to deal with specific categories of unlawful driving behavior. Traffic enforcement techniques are based on accident data, enforcement activity records, traffic volume, and traffic conditions. This department provides enforcement efforts toward violations, not only in proportion to the frequency of their occurrence in accident situations, but also in terms of traffic-related needs.

### 500.2 TRAFFIC OFFICER DEPLOYMENT

Several factors are considered in the development of deployment schedules for officers of the Kirkland Police Department. Information provided by the Electronic Traffic Information Processing (eTRIP) data retrieval system is a valuable resource for traffic accident occurrences and officer deployment. Some of the factors for analysis include:

- Location
- Time
- Day
- Violation factors

All officers assigned to patrol or traffic enforcement functions will emphasize enforcement of accident causing violations during high accident hours and at locations of occurrence. All officers will take directed enforcement action on request, and random enforcement action when appropriate against violators as a matter of routine. All officers shall maintain high visibility while working general enforcement, especially at high accident locations.

Other factors to be considered for deployment are citizen requests, construction zones or special events.

### 500.3 ENFORCEMENT

Enforcement actions are commensurate with applicable laws and take into account the degree and severity of the violation committed. This department does not establish ticket quotas and the number of arrests or citations issued by any officer shall not be used as the sole criterion for evaluating officer overall performance. The visibility and quality of an officer's work effort will be commensurate with the philosophy of this policy. Several methods are effective in the reduction of collisions:

#### 500.3.1 WARNINGS

Warnings or other non-punitive enforcement actions should be considered in each situation and substituted for arrests or citations when circumstances warrant, especially in the case of inadvertent violations.

# Kirkland Police Department

## Kirkland PD Policy Manual

### *Traffic Function and Responsibility*

---

#### 500.3.2 CITATIONS

Citations may be issued when an officer believes it is appropriate. It is essential that officers fully explain the rights and requirements imposed on motorists upon issuance of a citation for a traffic violation. Officers should provide the following information at a minimum:

- (a) Explanation of the violation or charge.
- (b) Court appearance procedure including the optional or mandatory appearance by the motorist.
- (c) Notice of whether the motorist can enter a plea and pay the fine by mail or at the court.

#### 500.3.3 ARRESTS FOR TRAFFIC OFFENSES

Officers may issue a traffic citation for any criminal traffic offense or infraction when such violations are committed in an officer's presence or as allowed pursuant to RCW 10.31.100. With limited exceptions, the detention in such cases may not be for a period of time longer than is reasonably necessary to issue and serve a citation to the violator.

A traffic-related detention may expand to a physical arrest under the following circumstances:

- (a) When the officer has probable cause to believe that a felony has been committed, whether or not it was in the officer's presence
- (b) When the offense is one or more of the traffic violations listed in RCW 10.31.100
- (c) When a driver has been detained for a traffic offense listed in RCW 46.63.020 and fails to provide adequate identification or when the officer has reasonable grounds to believe that the person to be cited will not respond to a written citation. In such cases, officers should, when practicable, obtain the approval of a supervisor before making an arrest.

#### **500.4 SUSPENDED OR REVOKED DRIVERS LICENSES**

If an officer contacts a traffic violator who is also driving on a suspended or revoked license, the officer should issue a traffic citation or make an arrest as appropriate.

##### 500.4.1 SUSPENDED, REVOKED OR CANCELED COMMERCIAL LICENSE PLATES

If an officer contacts a traffic violator who is operating a commercial truck, truck tractor or tractor with registration that a computer check confirms to be revoked, suspended or canceled, the officer shall confiscate the license plates. The Department may either recycle or destroy the plates (RCW 46.32.100).

#### **500.5 HIGH-VISIBILITY VESTS AND RAIN JACKETS**

The Department has provided American National Standards Institute (ANSI) Class II high-visibility vests and/or rain jackets to increase the visibility of department members who may be exposed to hazards presented by passing traffic, maneuvering or operating vehicles, machinery and equipment (23 CFR 655.601).



# Kirkland Police Department

## Kirkland PD Policy Manual

### *Traffic Function and Responsibility*

---

Although intended primarily for use while performing traffic related assignments, these ANSI-rated high-visibility vests or rain jackets shall be worn at any time increased visibility would improve the safety or efficiency of the member.

#### **500.5.1 REQUIRED USE**

Except when working in a potentially adversarial or confrontational role, such as during vehicle stops, ANSI-rated high-visibility vests or ANSI-rated rain jackets shall be worn at any time it is anticipated that an employee will be exposed to the hazards of approaching traffic or construction and recovery equipment. Examples of when these ANSI-rated high-visibility vests or ANSI-rated rain jackets shall be worn include traffic control duties, accident investigations, lane closures and while at disaster scenes, or anytime high visibility is desirable. When emergency conditions preclude the immediate donning of the vest or rain jacket, officers shall retrieve and wear the vest or rain jacket as soon as conditions reasonably permit. Use of the vests or rain jackets shall also be mandatory when directed by a supervisor.

Vests maintained in the investigation units may be used any time a plainclothes officer might benefit from being readily identified as a member of law enforcement.

#### **500.5.2 CARE AND STORAGE OF HIGH-VISIBILITY VESTS AND RAIN JACKETS**

ANSI-rated high visibility vests and/or ANSI-rated rain jackets shall be issued to each employee upon employment. Before going into service, each employee shall ensure an ANSI-rated high visibility vest or ANSI-rated rain jacket is stored either inside their patrol bag or within their assigned vehicle. This includes patrol, investigation and corrections units, police motorcycles and police bicycles.

Any damaged or unserviceable vests or rain jackets shall be replaced as soon as possible. Officers should submit an equipment replacement request through their chain.

A supply of high-visibility vests and/or rain jackets will be maintained in the equipment room for replacement of damaged or unserviceable vests and jackets. The Administrative Lieutenant should be promptly notified whenever the supply of vests in the equipment room needs replenishing.

#### **500.6 HAZARDOUS ROAD CONDITIONS**

The Kirkland Police Department will make all reasonable efforts to address all reported hazardous road conditions in a timely manner as circumstances and resources permit.

---

# Traffic Collision Reporting

## 501.1 PURPOSE AND SCOPE

This policy describes the circumstances in which members should prepare traffic collision reports.

## 501.2 TRAFFIC COLLISION REPORTS

All traffic collision reports taken by members of this department shall be forwarded to their supervisors for approval. The department requires the mandatory completion and orderly processing of all traffic citations, arrest reports, collision reports and other supplemental reports. Supervisors are to be diligent in their review of collision reports.

The Crime Analyst will provide reports on traffic collision statistics upon request.

### 501.2.1 STATEWIDE ELECTRONIC COLLISION AND TICKET ONLINE RECORDS (SECTOR)

This department utilizes SECTOR software to complete traffic citations and traffic collision reports. SECTOR shall only be used by those authorized employees who have completed department-approved training in the use of SECTOR software. All traffic collision reports completed with SECTOR software shall comply with established report approval requirements.

All reports completed using SECTOR software should be downloaded to the designated server as soon as practicable or in any case prior to the end of the employee's shift.

## 501.3 REPORTING SITUATIONS

Uniformed officers dispatched to handle a traffic collision are to report and/or investigate the collision in a thorough and professional manner. All investigations of traffic collisions will preferably be reported in Sector, or as necessary, on the Washington State Police Traffic Collision Report form (WSP-300-345-159).

Traffic Collision Scene Responsibilities:

- (a) Collision scene responsibilities for responding officers include the following:
  - 1. Determining the officer or investigator who is in charge at the scene
  - 2. Identifying and dealing with injured persons
  - 3. Identifying and dealing with fire hazards and/or hazardous material
  - 4. Collecting information
  - 5. Protecting the collision scene
    - (a) Responding officers should position their vehicles in such a manner as to protect the scene, preserve evidence and protect the public, but not in such a manner that would create an additional hazard.
    - (b) Overhead emergency lights and rear window directional lights will be used on patrol vehicles while stopped/parked in the roadway

# Kirkland Police Department

## Kirkland PD Policy Manual

### *Traffic Collision Reporting*

---

6. Controlling property belonging to collision victims
7. Attempt to get the scene cleared as quickly as possible
  - (a) If damage to the vehicles will require towing, a tow truck should be summoned as quickly as possible so normal traffic flow can be resumed. The exception to this is either a fatality or serious injury accident.

#### 501.3.1 TRAFFIC COLLISIONS INVOLVING CITY VEHICLES

Traffic collision reports shall be taken when any City-owned vehicle is involved in a traffic collision wherein any damage or injury results. Photographs of the collision scene and vehicle damage shall be taken by the responding officer.

#### 501.3.2 TRAFFIC COLLISIONS WITH POLICE DEPARTMENT EMPLOYEES

All collisions involving on-duty employees which results in any damage or possible injury to any person, shall be immediately reported and thoroughly investigated.

The shift supervisor will be notified of any collision, regardless of location, which involves injuries or any damage in order to ensure that appropriate investigative and enforcement action is taken.

#### **Collisions within the City of Kirkland limits**

Collisions occurring within the Kirkland City limits shall be investigated by the Kirkland Police Department.

When an employee becomes involved in a collision within the Kirkland City limits, the employee shall:

- (a) Notify dispatch of the collision and location
- (b) Request Aid for any injured, or possibly injured, persons
- (c) Request a Patrol Sergeant respond to the scene

The Patrol Sergeant shall:

- (a) Respond to the scene
- (b) Assume the investigation
- (c) When appropriate, delegate the investigation to the Traffic Unit

Investigative Responsibility shall be determined according to the following criteria:

- (a) In the case of collisions resulting in serious injuries which require medical attention, the Traffic Sergeant will be notified and has responsibility. The Traffic Sergeant may delegate the investigative function and follow up to another traffic officer
- (b) In the case of all other collisions, a Patrol Sergeant shall have the responsibility.
- (c) In the absence of a Patrol Sergeant, the duty supervisor may assign this responsibility.
- (d) The supervisor may enlist the assistance of the Traffic Unit

# Kirkland Police Department

## Kirkland PD Policy Manual

### *Traffic Collision Reporting*

---

Enforcement action will proceed under the following conditions:

- (a) Citations
  - 1. Citations will not be issued to on duty personnel involved in the collision at the scene
  - 2. Citations may be issued to other persons involved in the collision at the scene
  - 3. After all available facts are known and recorded, the information involving the on duty personnel involved in the collision will be forwarded to the Investigations Lieutenant and the City Attorney for recommendations.
  - 4. Citations issued to the on duty personnel involved in the collision must be approved by the Investigations Lieutenant.
- (b) Arrests
  - 1. Arrests of on duty personnel involved in the collision related to fault in the collision must be approved by the Investigations Lieutenant

The assigned investigator will:

- (a) Conduct or delegate the investigation, ensuring that information sufficient to complete the following required documents is obtained:
  - (a) Washington State Police Traffic Collision Report
  - (b) Photographs of all vehicles, property damage and the collision scene
  - (c) Statements or reports from all drivers, participants and witnesses
  - (d) Kirkland Police Department Officer's Report from the involved employee
  - (e) Complete a Blue Team entry, complete with all necessary attachments to include photographs. This entry is to be forwarded to the employee's Section Lieutenant, cc'ing the EVOC cadre head, for review.
- (b) When unable to complete the investigation prior to the end of the shift, the investigator will provide an interim report to the employee's Section Lieutenant, outlining the basic facts of the collision. However, prior to the completion of the investigation, the known or suspected cause of the collision shall not be published.
- (c) Upon completion of the investigation, the investigator will forward the entire report to the employee's Section Lieutenant, cc'ing the EVOC cadre head, via Blue Team. If the employee's Section Lieutenant is not available, then forward the entire report to the Investigations Lieutenant.
- (d) The Section Lieutenant, or in their absence, the Investigations Lieutenant, will:
  - (a) Review all of the collision documents to make sure everything is completed
  - (b) Review all applicable policies, RCW's and KMC's.

# Kirkland Police Department

## Kirkland PD Policy Manual

### *Traffic Collision Reporting*

---

- (c) Turn the original copy of the State Collision Report into the Records Unit.
- (d) Ensure all materials are entered into Blue Team and forward the entire packet via Blue Team to the Investigations Lieutenant.

#### 501.3.3 TRAFFIC COLLISIONS WITH OTHER CITY EMPLOYEES OR OFFICIALS

All collisions involving on-duty employees which results in any damage or possible injury to any person, shall be immediately reported and thoroughly investigated. The employee's supervisor will be notified of any collision, regardless of location, which involves injuries or any damage in order to ensure that appropriate investigative and enforcement action is taken.

#### **Collisions outside of the City of Kirkland limits**

When an employee becomes involved in a collision outside of the Kirkland City limits, the employee shall:

- (a) Immediately ensure that the appropriate public safety agencies are called to the scene
- (b) As soon as practical, notify their immediate supervisor of the circumstances surrounding the incident
- (c) Complete a Kirkland Police Department officer's report

The employee's immediate supervisor shall:

- (a) If appropriate, respond to the scene of the collision
- (b) Request a copy of the jurisdictional agency's investigative report
- (c) Prepare a memorandum which contains a brief summary of the incident to the employee's Section Lieutenant.
- (d) Upon receipt of the the other agency's report, complete a Blue Team entry, complete with all necessary attachments to include photographs. This entry is to be forwarded to the employee's Section Lieutenant, cc'ing the EVOC cadre head, for their review.
- (e) The Section Lieutenant will forward the entire report to the Investigations Lieutenant via Blue Team.
- (f) The Section Lieutenant, or in their absence, the Investigations Lieutenant, will:
  - 1. Review all of the collision documents to make sure everything is completed
  - 2. Review all applicable policies, RCW's and KMC's.
  - 3. Turn the original copy of the State Collision Report into the Records Unit.
  - 4. Ensure all materials are entered into Blue Team and forward the entire packet via Blue Team to the Investigations Lieutenant.

# Kirkland Police Department

## Kirkland PD Policy Manual

### *Traffic Collision Reporting*

---

#### 501.3.4 TRAFFIC COLLISIONS ON PRIVATE PROPERTY

Traffic collision reports shall be taken when they occur on private property under any of the following circumstances:

- (a) When there is a death or injury to any person involved
- (b) When a hit-and-run violation occurred
- (c) When an RCW violation occurred
- (d) Property damage exceeds the dollar amount currently established by WSP
- (e) There is damage to city vehicles and/or property

#### 501.3.5 TRAFFIC COLLISIONS ON ROADWAYS OR HIGHWAYS

Traffic collision reports shall be taken when they occur on a roadway or highway within the jurisdiction of this department under any of the following circumstances:

- (a) When there is a death or injury to any persons involved in the collision
- (b) When there is an identifiable violation of the Revised Code of Washington
- (c) Property damage exceeding the dollar amount currently established by WSP
- (d) When a report is requested by any involved driver

When a collision results in death or substantial bodily harm as defined in RCW 9A.04.110, officers shall use the current state authorized form to document the collision and submit it to the appropriate state department (RCW 46.52.070).

#### 501.3.6 INCLEMENT WEATHER SITUATIONS

During inclement weather, with extremely poor road conditions, the Traffic and/or Patrol Sergeants may direct the curtailing of collision investigations that do not involve injury and have minimal damage to the involved vehicles. The involved drivers will be requested to exchange information and complete the required state traffic collision report on their own.

#### 501.4 NOTIFICATION OF TRAFFIC UNIT SUPERVISION

In the event of a serious injury or death related traffic collision, the on-duty supervisor shall notify the Traffic Sergeant to relate the circumstances of the traffic collision and to determine what assistance is needed from the Traffic Unit. In the absence of the Traffic Sergeant, the on-duty supervisor may assign a traffic officer to investigate the traffic collision.

All serious traffic collisions shall be forwarded to the Traffic Sergeant for review and possible assignment. This will include any serious traffic collisions requiring follow up investigation.

- (a) All original case material will be forwarded to the Records Unit.
- (b) The original responding officer will complete the basic investigation and case report. They may be assigned additional follow up by their supervisor and/or the Traffic Sergeant.

# Kirkland Police Department

## Kirkland PD Policy Manual

### *Traffic Collision Reporting*

---

#### **501.5 ADMINISTRATIVE REVIEW BOARD FOR POLICE VEHICLE COLLISIONS/ INCIDENTS**

The Administrative Review Board will review all police vehicle collisions/incidents. The Board is to determine the primary cause of the collisions/incidents, whether department policies were followed, if there were any mitigating or extenuating circumstances, and to check that all reports are thorough and complete.

Responsibilities, Membership, and Authority of the Board:

- (a) The Administrative Review Board investigates and reviews the circumstances pertaining to police vehicle collisions/incidents.
- (b) The Board shall consist of the following members:
  - 1. The Traffic Sergeant who will be designated as chairperson.
  - 2. An EVOC cadre member.
  - 3. One other member of a rank equal to the employee involved, appointed by the Traffic Sergeant.
  - 4. Optional - City's HR Risk Manager, if available and based upon the seriousness of the collision.
- (c) In the event any of the above personnel are unavailable due to illness, vacation, or other reasons, the Chief of Police, or their designee, will appoint an alternate to fill the vacancy for the duration of the investigation.

Authority and Duties of the Board:

- (a) The Board convenes, upon order of the Chief of Police or their designee, to review all police department vehicle collisions/incidents.
- (b) The Board is authorized to review all reports concerning the collisions/incidents and call before it any witnesses necessary to obtain all the facts. This review is separate from and shall not interfere with any investigation of a criminal nature. Officers and employees will be afforded all rights as provided by the Kirkland Police Guild Collective Bargaining Agreement.
- (c) At the conclusion of the Review Board, one of the following determinations will be made:
  - (a) The collisions/incidents were NON-PREVENTABLE. The actions of the officer/employee were proper and there was nothing that could have reasonably been done to prevent the collisions/incidents.
  - (b) The collisions/incidents were CONTRIBUTORY. Though not necessarily legally at fault, the officer/employee could have taken preventative measures to avoid the collisions/incidents.

# Kirkland Police Department

## Kirkland PD Policy Manual

### *Traffic Collision Reporting*

---

- (c) The collisions/incidents were PREVENTABLE. In this case, the officer, either by omission or commission, failed to comply with traffic laws and/or department policies, the result of which either directly or indirectly led to the collisions/incidents.
- (d) When the review process is complete, the findings are presented in writing to the Investigations Lieutenant. The Investigations Lieutenant will present the board's findings and a recommendation to the Chief of Police, who will make the determination if any corrective action is warranted.

#### Incidents

- (a) Incidents are defined as any damage to a police vehicle that doesn't meet the Washington State threshold of a reportable collision.

#### Safety Coordinator

- (a) Based upon the seriousness of the collision, the City's Human Resources Risk Manager will be afforded the opportunity sit in on the Administrative Review Board for Police Vehicle collisions/incidents as an observer and to insure uniformity of procedures and continuity between the City of Kirkland Review Board and the Kirkland Police Department Review Board.
- (b) In all cases, the final disposition of the investigation shall be forwarded to the City's Human Resources Risk Manager by the Investigations Lieutenant.

#### EVOG Cadre Head

- (a) A copy of the findings will be forwarded to the EVOG Cadre Head for training purposes.

#### 501.5.1 ANNUAL MANAGEMENT REVIEW AND ANALYSIS OF TRAFFIC COLLISION/ INCIDENTS

The Investigations Lieutenant will compile an annual year end report, based upon electronic tracking system records, of all traffic collisions/incidents involving Kirkland Police Department employees. This report will be forwarded to the Chief of Police at the end of each calendar year.



## Vehicle Towing

### 502.1 PURPOSE AND SCOPE

This policy provides guidance related to vehicle towing. Nothing in this policy shall require a member of this department to tow a vehicle.

### 502.2 POLICY

The Kirkland Police Department will tow vehicles when appropriate and in accordance with the law.

### 502.3 REMOVAL OF VEHICLES DUE TO HAZARD

When a vehicle should be towed because it presents a hazard, the owner or operator should arrange for the towing. Department members may assist by communicating requests through NORCOM to expedite the process.

If the owner or operator is unable to arrange for towing and the vehicle presents a hazard, the vehicle may be towed at the direction of the department member (RCW 46.55.080; RCW 46.55.085; RCW 46.55.113).

Vehicles that are not the property of the City should not be driven by department members unless it is necessary to move the vehicle a short distance to eliminate a hazard, prevent the obstruction of a fire hydrant, or comply with posted signs.

### 502.4 ARREST SCENES

Whenever the owner or operator of a vehicle is arrested, the arresting officer should provide reasonable safekeeping by leaving the vehicle secured and lawfully parked at the scene or, when appropriate, by having the vehicle towed, such as when the vehicle presents a traffic hazard or the vehicle would be in jeopardy of theft or damage if left at the scene.

Officers should investigate whether reasonable alternatives to towing are available after arrest. A vehicle should not be towed if reasonable alternatives are available. When considering whether to leave a vehicle at the scene, officers should take into consideration public safety as well as the reasonable safety of the vehicle and its contents.

The following are examples of situations where a vehicle should not be towed:

- (a) The vehicle can be legally parked, left in a reasonably secure and safe location, and is not needed as evidence.
- (b) The vehicle is parked on private property, on which the arrestee or owner is legally residing, or the property owner does not object to the vehicle being parked at that location.
- (c) The arrestee or owner of the vehicle requests that it be released to a person who is present, willing, and able to legally take control of the vehicle.
- (d) The vehicle is legally parked and the arrestee or owner requests that it be left at the scene. In such cases the requester should be informed that the Department will not be responsible for theft or damages.

# Kirkland Police Department

## Kirkland PD Policy Manual

### *Vehicle Towing*

---

#### **502.5 VEHICLES RELATED TO CRIMINAL INVESTIGATIONS**

An officer should tow a vehicle when probable cause exists to believe the vehicle has been stolen or used in the commission of a felony, or the driver committed a traffic offense for which impoundment is authorized by law. When a vehicle has been impounded, the officer will immediately notify NORCOM and they will enter the vehicle into WACIC as an impounded vehicle.

##### **502.5.1 NOTIFICATION OF LEGAL OWNER**

Whenever a stolen vehicle is impounded by the Kirkland Police Department, personnel conducting the recovery will promptly attempt to notify the legal or registered owner of the recovery. If personnel are unable to contact the legal or registered owner, the inventory report provided to the responding tow company shall contain the most up to date name, address, and contact information for the legal or registered owner that is available at the time of the recovery. Officers will ensure that NORCOM enters a Locate record into WACIC/NCIC.

#### **502.6 TOWING SERVICES**

Members shall not show preference among towing services that have been authorized for use by the Department. A rotation or other system established by the Department for tow services should be followed.

#### **502.7 VEHICLE INVENTORY**

The contents of all vehicles towed at the request of department members shall be inventoried and listed on the inventory report. When reasonably practicable, photographs may be taken to assist in the inventory.

- (a) An inventory of personal property and the contents of open containers will be conducted throughout the passenger and engine compartments of the vehicle including but not limited to any unlocked glove box, other accessible areas under or within the dashboard area, any pockets in the doors or in the back of the front seat, in any console between the seats, under any floor mats, and under the seats.
- (b) In addition to the passenger and engine compartments as described above, an inventory of personal property and the contents of open containers will also be conducted in any other type of unlocked compartments that are a part of the vehicle, including unlocked vehicle trunks and unlocked car top containers.
- (c) A locked vehicle trunk shall not be opened, even if it may be opened without a key from an accessible area of the passenger compartment. Locked or closed containers located within the passenger compartment should be inventoried as a sealed unit, absent exigent circumstances.
- (d) Closed containers located either within the vehicle or any of the vehicle's compartments will not be opened for inventory purposes except for the following: wallets, purses, coin purses, fanny packs, personal organizers, briefcases or other closed containers designed for carrying money, small valuables, or hazardous materials.

Members should ask the occupants whether the vehicle contains any valuables or hazardous materials. Responses should be noted in the inventory report. If the occupant acknowledges that

# Kirkland Police Department

## Kirkland PD Policy Manual

### *Vehicle Towing*

---

any closed container contains valuables or a hazardous material, the container shall be opened and inventoried. When practicable and appropriate, such items should be removed from the vehicle and given to the owner or booked into property for safekeeping.

Any cash, jewelry, or other small valuables located during the inventory process will be held for safekeeping, in accordance with the Property and Evidence Policy. A copy of the property form should be given to the person in control of the vehicle or, if that person is not present, left in the vehicle.

A copy of the vehicle inventory will be given to the tow truck operator.

These inventory procedures are for the purpose of protecting the vehicle owner's property, providing for the safety of department members, and protecting the Department against fraudulent claims of lost, stolen, or damaged property.

Towing a vehicle in order to perform an inventory should not be used as a pretext for an evidence search. Nothing in this policy prevents the towing of a vehicle that would occur for reasons independent of any suspicion that the vehicle may contain evidence if it is otherwise justified by law or this policy.

#### **502.7.1 VEHICLE STORAGE REPORT**

Department members towing a vehicle shall complete an impound authorization and inventory form. The report should be submitted to the Records Section as soon as practicable after the vehicle is towed.

#### **502.8 SECURITY OF VEHICLES AND RETRIEVAL OF PROPERTY**

If the search of a vehicle leaves the vehicle or any property contained therein vulnerable to unauthorized entry, theft, or damage, the department member conducting the search shall take such steps as are reasonably necessary to secure or protect the vehicle or property from such hazards.

Unless it would cause an unreasonable delay in towing the vehicle or create an issue of officer safety, reasonable accommodations should be made to permit the owner, operator, or occupant to retrieve small items of value or personal need (e.g., cash, jewelry, cell phone, prescriptions) that are not considered evidence or contraband.

Members who become aware that a vehicle may have been towed by the Department in error should promptly advise a supervisor. Supervisors should approve, when appropriate, the release of the vehicle without requiring the owner or their agent to request a hearing to contest the tow.

## Vehicle Impound Hearings

### 503.1 PURPOSE AND SCOPE

This policy establishes a procedure for the requirement to provide vehicle storage or impound validity hearings.

### 503.2 IMPOUND HEARING

When a vehicle is impounded by any member of the Kirkland Police Department, a hearing will be conducted, upon the request of the registered or legal owner of the vehicle or their agent, by the Kirkland Municipal Court (RCW 46.55.240).

#### 503.2.1 HEARING PROCEDURES

If the registered or legal owner of an impounded vehicle wishes to contest the validity of the impoundment or the amount of towing and storage charges they shall contact the Kirkland Municipal Court and follow its procedures.

If a decision is made that the vehicle was impounded within the law and department policy, the hearing officer shall advise the inquiring party that they may appeal the decision with the district court for a final judgment (RCW 46.55.240(1)(d)).

A decision that the vehicle was not impounded in a lawful manner or within department policy will require that the vehicle in impound be released immediately. Towing and storage fees will be paid at the Department's expense (RCW 46.55.120(3)(e)).

If subpoenaed, the officer who authorized the impound of the vehicle shall attend the hearing.

## Impaired Driving

### 504.1 PURPOSE AND SCOPE

This policy provides guidance to those department members who play a role in the detection and investigation of driving under the influence (DUI).

### 504.2 POLICY

The Kirkland Police Department is committed to the safety of the roadways and the community and will pursue fair but aggressive enforcement of Washington's impaired driving laws.

### 504.3 INVESTIGATIONS

Officers should not enforce DUI laws to the exclusion of their other duties unless specifically assigned to DUI enforcement. All officers are expected to enforce these laws with due diligence.

The Training Sergeant will develop and maintain, in consultation with the prosecuting attorney, report forms with appropriate checklists to assist investigating officers in documenting relevant information and maximizing efficiency. Any DUI investigation will be documented using these forms. Information documented elsewhere on the form does not need to be duplicated in the report narrative. Information that should be documented includes, at a minimum:

- (a) The field sobriety tests (FSTs) administered and the results.
- (b) The officer's observations that indicate impairment on the part of the individual, and the officer's health-related inquiries that may help to identify any serious health concerns (e.g., diabetic shock).
- (c) Sources of additional information (e.g., reporting party, witnesses) and their observations.
- (d) Information about any audio and/or video recording of the individual's driving or subsequent actions.
- (e) The location and time frame of the individual's vehicle operation and how this was determined.
- (f) Any prior related convictions in Washington or another jurisdiction.
- (g) Whether a child under the age of 16 was present in the vehicle (RCW 46.61.507).

### 504.4 BLOOD SEARCH WARRANTS

Where circumstances do not arise to the level of Special Evidence, but the Officer believes that the investigation would benefit from the collection of blood evidence, a search warrant may be obtained. Supervisor approval should be obtained first. The following criteria should be considered prior to application for a warrant:

- (a) Suspect's general criminal, driving and DUI history.
- (b) Amount, if any, of property damage.
- (c) Other extenuating circumstances.

# Kirkland Police Department

## Kirkland PD Policy Manual

### *Impaired Driving*

---

#### **504.5 FIELD TESTS**

All KPD officers should be trained in the National Highway Traffic Safety Administration (NHTSA) curriculum for standardized field sobriety tests and shall utilize these when investigating violations of DUI laws.

#### **504.6 CHEMICAL TESTS**

A person implies consent under Washington law to a chemical test or tests of the person's breath and to providing the associated chemical sample under any of the following (RCW 46.20.308):

- (a) The arresting officer has reasonable grounds to believe the person was driving or in actual physical control of a motor vehicle while under the influence of intoxicating liquor or drug.
- (b) The arresting officer has reasonable grounds to believe a person under the age of 21 was driving or in actual physical control of a motor vehicle while having a blood alcohol concentration of at least 0.02 (RCW 46.61.503).
- (c) The officer has stopped a person operating a commercial motor vehicle license (CDL) and has reasonable grounds to believe that the person was driving while having alcohol in the person's system (RCW 46.25.120).

If a person withdraws this implied consent, or is unable to withdraw consent (e.g., the person is unconscious), the officer should consider implied consent revoked and proceed as though the person has refused to provide a chemical sample.

##### **504.6.1 BREATH SAMPLES**

The Administrative Sergeant should ensure that all devices used for the collection and analysis of breath samples are properly serviced and tested, and that a record of such service and testing is properly maintained.

Officers obtaining a breath sample should monitor the device for any sign of malfunction. Any anomalies or equipment failures should be noted in the appropriate report and promptly reported to the Administrative Sergeant.

Generally, chemical tests to determine alcohol concentration shall be of the breath only (RCW 46.20.308; RCW 46.25.120).

##### **504.6.2 BLOOD SAMPLES**

Only persons authorized by law to draw blood shall collect blood samples (RCW 46.61.506). The blood draw should be witnessed by the assigned officer. No officer, even if properly certified, should perform this task.

Officers should inform an arrestee that if he/she chooses to provide a blood sample, a separate sample can be collected for alternate testing. Unless medical personnel object, two samples should be drawn and retained as evidence, so long as only one puncture is required.

# Kirkland Police Department

## Kirkland PD Policy Manual

### *Impaired Driving*

---

The blood sample shall be packaged, marked, handled, stored and transported as required by the testing facility.

If an arrestee cannot submit to a blood draw because he/she has a bleeding disorder or has taken medication that inhibits coagulation, he/she shall not be required to take a blood test. Such inability to take a blood test should not be considered a refusal. However, that arrestee may be required to complete another available and viable test.

A blood sample may be obtained only with the consent of the individual or as otherwise provided in this policy (RCW 46.20.308; RCW 46.25.120).

#### 504.6.3 STATUTORY NOTIFICATIONS

An officer requesting that a person submit to a chemical test shall provide the person, prior to administering the test, with the mandatory warnings pursuant to RCW 46.20.308(2) or if driving a commercial vehicle the warnings pursuant to RCW 46.25.120(3).

#### 504.7 REFUSALS

When an arrestee refuses to provide a chemical sample, officers shall:

- (a) Advise the arrestee of the requirement to provide a sample.
- (b) Audio- and/or video-record the admonishment and the response when it is practicable.
- (c) Document the refusal in the appropriate report.

#### 504.7.1 BLOOD SAMPLE WITHOUT CONSENT

A blood sample may be obtained from a person who has been arrested and does not consent to a blood test when any of the following conditions exist (RCW 46.20.308; RCW 46.25.120):

- (a) A search warrant has been obtained.
- (b) The officer can articulate that exigent circumstances exist

Exigency does not exist solely because of the short time period associated with the natural dissipation of alcohol or controlled or prohibited substances in the person's bloodstream. Exigency can be established by the existence of special facts, such as a lengthy time delay in obtaining a blood sample due to an accident investigation or medical treatment of the person.

#### 504.7.2 FORCED BLOOD SAMPLE

If an arrestee indicates by word or action that he/she will physically resist a blood draw, the officer should request a supervisor to respond.

The responding supervisor should:

- (a) Evaluate whether using force to obtain a blood sample is appropriate under the circumstances.
- (b) Ensure that all attempts to obtain a blood sample through force cease if the person agrees to, and completes a viable form of testing in a timely manner.

# Kirkland Police Department

## Kirkland PD Policy Manual

### *Impaired Driving*

---

- (c) Advise the person of his/her duty to provide a sample (even if this advisement was previously done by another officer) and attempt to persuade the individual to submit to such a sample without physical resistance. This dialogue should be recorded on audio and/or video when practicable.
- (d) Ensure that the blood sample is taken in a medically approved manner.
- (e) Ensure the forced blood draw is recorded on audio and/or video when practicable.
- (f) Monitor and ensure that the type and level of force applied appears reasonable under the circumstances
  1. Unless otherwise provided in a warrant, force should generally be limited to handcuffing or similar restraint methods.
  2. In misdemeanor cases, if the arrestee becomes violent or more resistant, no additional force will be used and a refusal should be noted in the report.
  3. In felony cases, force which reasonably appears necessary to overcome the resistance to the blood draw may be permitted.
- (g) Ensure the use of force and methods used to accomplish the collection of the blood sample are documented in the related report.

If a supervisor is unavailable, officers are expected to use sound judgment and perform as a responding supervisor, as set forth above.

#### **504.8 ARREST AND INVESTIGATION**

##### **504.8.1 WARRANTLESS ARREST**

An officer having probable cause to believe that a person is DUI may make a warrantless arrest of the person whether or not the officer observed the violation first hand (RCW 10.31.100).

Arrests supported by probable cause for DUI are mandatory if the person has been convicted of DUI in the past 10 years or if the officer has knowledge based on the information available to him/her that the person is charged with, or is waiting arraignment for, an offense that would qualify as a prior offense as defined by RCW 46.61.5055 if it were a conviction (RCW 10.31.100).

##### **504.8.2 OFFICER RESPONSIBILITIES**

If a person refuses to submit to a chemical test, or the results from the test render a prohibited alcohol or THC concentration in the person's breath or blood, the officer shall (RCW 46.20.308(5)):

- (a) Serve the notice of intention to suspend, revoke, or deny the person's license or permit to drive.
- (b) Provide the person with a written notice of his/her right to a hearing before the Department of Licensing (DOL).
- (c) Advise the person that his/her license or permit is a temporary license.



# Kirkland Police Department

## Kirkland PD Policy Manual

### *Impaired Driving*

---

- (d) Immediately notify the DOL of the arrest and within 72 hours transmit to the DOL a sworn report that states:
  - 1. The officer had reasonable grounds to believe the person was DUI.
  - 2. After having received the required statutory warnings, the person either refused to submit to a test of his/her blood or breath or submitted to a test that rendered a prohibited alcohol or THC concentration of the person's breath or blood.
- (e) Submit a sworn report to the DOL when the person has a CDL and either refused or had a test administered that disclosed a prohibited amount of alcohol or any amount of THC concentration (RCW 46.25.120(5)).

When a person is arrested for a violation of RCW 46.61.502 (DUI) or RCW 46.61.504 (Physical control of vehicle while DUI), the officer shall make a clear notation on the report if there is a child under the age of 16 present in the vehicle and promptly notify child protective services as required in the Child Abuse Policy (RCW 46.61.507).

#### **504.8.3 ADDITIONAL TESTING**

A person submitting to a chemical test pursuant to this policy may have a qualified person of his/her own choosing administer one or more tests in addition to any administered at the direction of an officer (RCW 46.20.308(2); RCW 46.61.506).

#### **504.9 RECORDS SECTION RESPONSIBILITIES**

The Records Supervisor will ensure that all case-related records are transmitted according to current records procedures and as required by the prosecuting attorney's office.

#### **504.10 ADMINISTRATIVE HEARINGS**

The Records Supervisor will ensure that all appropriate reports and documents related to administrative license suspensions are reviewed and forwarded to the DOL.

Any officer who receive notice of required attendance to an administrative license suspension hearing should promptly notify the prosecuting attorney.

An officer called to testify at an administrative hearing should document the hearing date and the DOL file number in a supplemental report. Specific details of the hearing generally should not be included in the report unless errors, additional evidence or witnesses are identified.

#### **504.11 TRAINING**

The Training Sergeant should ensure that officers participating in the enforcement of DUI laws receive regular training. Training should include, at minimum, current laws on impaired driving, investigative techniques and rules of evidence pertaining to DUI investigations. KPD Patrol and Traffic Officers should also take the NHTSA 4 hour SFST refresher course or the ARIDE class every 3 years.

The Training Sergeant should confer with the prosecuting attorney's office and update training topics as needed.

# Kirkland Police Department

## Kirkland PD Policy Manual

### *Impaired Driving*

---

#### **504.12 DRUG RECOGNITION EXPERT (DRE)**

The following guidelines have been established for the utilization and or call out of a Drug Recognition Expert (DRE):

- Subject has been contacted in a vehicle under conditions amounting to suspected DUI or Physical Control, Vehicular Homicide or Vehicular Assault. Unusual driving maneuvers must be noted, as well as any unusual actions or statements made on initial contact. Also note presence of drugs (prescription or illicit), admission of use and/or paraphernalia in the vehicle.
- Any noticeable odors (alcohol beverage/intoxicants, marijuana, etc.), abnormal appearance (watery and/or bloodshot eyes, droopy eyelids, constricted or dilated pupils, rigid or flaccid muscle tone), speech patterns (rapid, repetitive, slow) must be noted. The officer should review the drug influence signs and symptoms chart and note any observations.
- The subject should be requested to perform voluntary Field Sobriety Tests. The officer must note if the performance on the tests indicates impairment, with or without odor of an alcoholic beverage or marijuana. A PBT reading of less than the statutory requirement (adult .08, and juvenile, .02) is obtained, and this reading is inconsistent with the officer's observations of level of impairment. If subject refuses tests, but the officer believes that the subject is impaired, officer must use discretion in making the arrest. The arresting officer must be able to articulate what it is about the subject's appearance, speech, manner, etc., that indicates impairment. Officers will be supplied with a symptom chart for drugs for consultation. Arresting officer should inform the subject that he/she is under arrest for DUI, Vehicular Homicide or Vehicular Assault, and advise the subject of Miranda warnings and transport the subject to KPD to continue the investigation process.
- If the initial PBT, and subsequent BAC, readings are greater than the statutory requirements (adult and juvenile), the arresting officer should proceed with the DUI, alcohol report. No DRE request should be made on any BAC reading which meets the statutory requirement (adult and juvenile), even if drugs are found or admitted to, where the only charge is DUI or Physical Control.
  - (a) \*\*If the driver is being charged with Vehicular Homicide or Vehicular Assault, a DRE should be contacted. The Officer shall proceed directly to a Blood Search Warrant.
- If based on the totality of the circumstances and upon review of the above noted information, there is reason to believe that impairment is either caused by or contributed to, by something other than alcohol, the arresting officer should notify the duty supervisor. The supervisor will then request a DRE.
- When a DRE signs into service, he/she should call WSP and state his/her hours of service and level of availability as set by the on duty supervisor. In the event a DRE is required, the on duty supervisor should utilize an on duty Kirkland Police Department DRE. If none is available, the supervisor should direct dispatch to request a DRE by contacting the Washington State Patrol Communications Center in Bellevue, which will maintain a log of all on duty DRE's and their availability. If no "on duty" DRE is available, a Kirkland Police Department DRE call-out is authorized. The DRE

# Kirkland Police Department

## Kirkland PD Policy Manual

### *Impaired Driving*

---

may request to speak with the arresting officer. Minimum information should include any PBT readings, odor of an alcoholic beverage, performance on SFST's, and any observations noted that conform to the drug influence indicators chart. Upon arrival, the DRE will contact the arresting officer.

- Availability to outside agencies: When approved by the on-duty supervisor, and subject to staffing levels, the on duty DRE may leave the city and assist neighboring agencies when requested.
- DRE Considerations
  - (a) A DRE evaluation takes approximately 1 hour. The DRE will write a supplement to the arresting officer's case. The DRE is not taking over the primary responsibilities for the arresting officer.
  - (b) DRE evaluations are voluntary on the part of the arrestee. However, a DRE's training can assist in articulating the need for a blood draw, should the subject refuse the evaluation after contact is made. It is requested that the arresting officer not make any reference to a "drug expert" making contact with the subject. The DRE will have to establish a rapport and gain consent for the evaluation upon arrival.

## Traffic Citations

### 505.1 PURPOSE AND SCOPE

This policy outlines the responsibility for traffic citations, the procedure for dismissal, correction, and voiding of traffic citations.

### 505.2 RESPONSIBILITIES

The Records Section shall be responsible for obtaining from the state and accounting for all books of traffic citations issued to employees of this department.

Employees shall be responsible for the upload of all completed Sector tickets at the end of their work day.

### 505.3 DISMISSAL OF TRAFFIC CITATIONS

Employees of this department do not have the authority to dismiss a citation once it has been issued. Only the court has the authority to dismiss a citation that has been issued. Any request from a recipient to dismiss a citation shall be referred to the Traffic Sergeant. Upon a review of the circumstances involving the issuance of the traffic citation, the Traffic Sergeant may request, through their chain of command to the Operations Division Captain a recommendation to dismiss the traffic citation. If approved, the citation will be forwarded to the appropriate court with a request for dismissal. All recipients of traffic citations whose request for the dismissal of a traffic citation has been denied shall be referred to the appropriate court.

Should an officer determine during a court proceeding that a traffic citation should be dismissed in the interest of justice or where prosecution is deemed inappropriate the officer may request the court to dismiss the citation. Upon dismissal of the traffic citation by the court, the officer shall notify his/her immediate supervisor of the circumstances surrounding the dismissal and shall complete any paperwork as directed or required. The citation dismissal shall then be forwarded through their chain of command to the Operations Division Captain for review.

### 505.4 VOIDING TRAFFIC CITATIONS

Voiding a traffic citation may occur when a traffic citation has not been completed or where it is completed, but not issued.

To void a written citation, officers are to retain all copies and write void across the face of the citation. A case number must be taken and a short narrative describing the reason for the void must be written completed. The citation and all copies are to be forwarded to the records division.

Officers may void tickets in Sector without drawing a case number. The reason for the void must be supplied in the narrative section.

If the defendant has received a copy of the Notice of Infraction/Citation, the City Prosecutor must void the document. If this occurs, follow the above steps. The Records Unit will forward the citation to the prosecutor's office for further action.

# Kirkland Police Department

## Kirkland PD Policy Manual

### *Traffic Citations*

---

#### **505.5 CORRECTION OF TRAFFIC CITATIONS**

When a traffic citation is issued and in need of correction, the officer issuing the citation can write an addendum on the notes section clarifying the error and indicating the correction.

#### **505.6 DISPOSITION OF TRAFFIC CITATIONS**

The court and file copies of all traffic citations issued by members of this department shall be forwarded to the employee's immediate supervisor for review. The citation copies shall then be filed with the Records Unit.

Upon separation from employment with this department, all employees issued traffic citations books shall return any unused citations to the Records Unit.

#### **505.7 JUVENILE CITATIONS**

##### **505.7.1 JUVENILE NON-CRIMINAL INFRACTIONS**

Juveniles that are sixteen and seventeen years of age and who have committed a traffic violation will not be taken into custody, but will be issued a traffic infraction. For juveniles under age sixteen a case report shall be completed and forwarded to the King County Juvenile Prosecutor's Office.

##### **505.7.2 JUVENILE CRIMINAL TRAFFIC CITATIONS**

Juveniles that are sixteen and seventeen may be issued criminal traffic citations. For juveniles under age sixteen a case report shall be completed and forwarded to the King County Juvenile Prosecutor's Office.

Juveniles may be taken into custody for the following:

- Driving while impaired by alcohol or drugs
- Negligent Driving 1st degree
- Vehicular Homicide
- Vehicular Assault
- Reckless Driving / Racing
- Driving after revocation or suspension of license

In all cases where a juvenile is taken into custody, the officer is responsible for notifying the juvenile's parents or guardian of the circumstances as soon as possible. If the officer deems that further custody is required pending a hearing, he/she must contact the juvenile detention intake for authorization.

## Disabled Vehicles

### 506.1 PURPOSE AND SCOPE

This department has adopted the following policy on assisting motorists in disabled vehicles within this jurisdiction.

### 506.2 POLICY

It is the policy of the Kirkland Police Department to assist motorists with disabled vehicles until those vehicles are safely removed from the roadway. Members should take appropriate action to mitigate potential problems when a vehicle constitutes a traffic hazard or the safety of the motorist is a concern.

### 506.3 OFFICER RESPONSIBILITY

When an on-duty commissioned police officer observes a disabled vehicle on the roadway, the officer should make a reasonable effort to provide assistance. If that officer is assigned to a call of higher priority, the dispatcher should be advised of the location of the disabled vehicle and the need for assistance. The dispatcher should then assign another available officer to respond for assistance as soon as practical.

### 506.4 EXTENT OF ASSISTANCE

In most cases, a disabled motorist will require assistance. After arrangements for assistance are made, continued involvement by department personnel will be contingent on the time of day, the location, the availability of departmental resources, and the vulnerability of the disabled motorist.

#### 506.4.1 MECHANICAL REPAIRS

Department personnel shall not make mechanical repairs to a disabled vehicle. The use of push bumpers to relocate vehicles to a position of safety is not considered a mechanical repair.

#### 506.4.2 USE OF PUSH BUMPERS

Department vehicles will not push or tow other vehicles except in emergency situations or with a signed pushbar liability waiver.

- (a) Officers will only push another vehicle utilizing a vehicle equipped with push bars.
- (b) Push bars are a tool to be used only when necessary and should not take the place of a tow truck. Push bars are easily bent or damaged unless used properly. Improper use or negligence will be grounds for disciplinary action.
- (c) Pushing a vehicle an extended distance is extremely dangerous and should be avoided.
- (d) If there is any doubt in the officer's mind about whether they can push a disabled vehicle without damaging either the police vehicle or the disabled vehicle, do not push the vehicle.

# Kirkland Police Department

## Kirkland PD Policy Manual

### *Disabled Vehicles*

---

- (e) A pushbar liability waiver must be completed and signed by the driver of the disabled vehicle prior to moving the vehicle. (KPD Form 2009-107)
  - 1. The signed liability waiver form must be turned into the officer's supervisor who shall forward the form to the Records Unit for retention.

#### 506.4.3 RELOCATION OF DISABLED VEHICLES

The relocation of disabled vehicles by members of this department by pushing or pulling a vehicle should only occur when the conditions reasonably indicate that immediate movement is necessary to reduce a hazard presented by the disabled vehicle.

#### 506.4.4 RELOCATION OF MOTORIST

The relocation of a motorist with a disabled vehicle should only occur with the person's consent and should be suggested when conditions reasonably indicate that immediate movement is necessary to mitigate a potential hazard. The department member may stay with the disabled motorist or transport him/her to a safe area to await pickup.

# Unauthorized Vehicle Violations (Abandoned Vehicles)

## 507.1 PURPOSE AND SCOPE

This policy provides procedures for the marking, recording, and impounding of unauthorized vehicles parked in violation of 72 hour time limitations.

## 507.2 MARKING VEHICLES

Vehicles suspected of being subject to removal from a highway right of way, after being left unattended for 24 hours, shall be marked as described below. A case number will be pulled at this time or the incident number will be used to create a Field Investigation Number. (RCW 46.55.010(14)).

A notification sticker shall be applied in a visible location and a visible mark should be placed on a tire to determine if the vehicle moves during the 72 hour investigative period, unless missing tires or other vehicle conditions prevent marking. A description of the markings shall be noted in the case report or field investigation report. (RCW 46.55.085(1)).

### 507.2.1 MARKED VEHICLE FOLLOW-UP

The assigned officer shall make a reasonable effort to contact the registered owner of the marked vehicle by telephone and provide notice that if the vehicle is not removed within 72 hours from the time the sticker was attached, the vehicle may be impounded at the owner's expense (RCW 46.55.085(2)).

The assigned officer will determine if the violation has been corrected as soon as possible after the 72 hour impound notice period has expired.

If the 72 hour impound notice period expires during the assigned officer's day off, the assigned officer shall notify their supervisor and arrangements should be made for another officer to follow up on the 72 hour notice.

The assigned officer's supervisor will monitor the abandoned vehicle case report or field investigation report through the Records Management System to ensure that a timely and proper follow up is being done on the abandoned vehicle complaint.

### 507.2.2 VEHICLE STORAGE

An officer may impound any vehicle not removed 72 hours after marking (RCW 46.55.085(3)).

The officer authorizing the impound of the vehicle shall complete a uniform impound authorization and inventory form. When a vehicle has been impounded, the officer will immediately notify NORCOM and they will enter the vehicle into WACIC as an impounded vehicle.

The completed form and case report or field investigation report shall be submitted to their supervisor immediately following the impound of the vehicle (RCW 46.55.075(2)).



## Vehicle Speedometer Check and Certification

### 508.1 PURPOSE

To certify that Patrol Car and Motorcycle speedometers are accurate for use when “pacing” a speed violator or when using “Moving Radar” for speed enforcement, and to maintain a record of the speedometer checks and certifications in the Traffic Office or other location designated by the Traffic Sergeant.

### 508.2 ADMINISTRATION

Speedometers and Radar/Lidar units will be checked for accuracy once every twelve (12) months. The Traffic Sergeant (or designee) will coordinate the re-certification process.

Electronic copies of the Speedometer Certifications and Radar/Lidar Units will be kept on CopNet for accessibility by Officers. Hard copies will be kept by the Traffic Sergeant, or designee.

The Traffic Sergeant, or designee, will fax copies of the Radar/Lidar and Vehicle Speedometer Certifications to the City of Kirkland Prosecutors Office and Kirkland Municipal Court upon request.

The Traffic Sergeant, or designee, will periodically check with the Prosecutors Office and Court to ascertain that their records of the above Certifications are up to date.

The Traffic Sergeant will periodically examine the speed check records required by this procedure.

### 508.3 PROCESS

A certified Lidar unit will be used to measure the speed(s) of the vehicle being tested.

- The make, model and serial number of the Lidar unit, .
- Speedometers shall be checked at a speed of 30 and 40 mph.
- The officer operating the Lidar unit shall certify and initial the certification affidavit.

Officers shall include in the narrative of the ticket affidavit for any Pace and/or Moving Radar ticket that the Radar and/or Vehicle Speedometer Certifications are on file with Kirkland Municipal Court.

Speedometer re-certifications should be conducted whenever the following circumstances occur or as the operator deems necessary:

- Whenever any differential or transmission work is performed.
- Whenever a different size of tire is put on a vehicle.
- Whenever a question of accuracy arises.
- Whenever a vehicle has been involved in a significant collision and is returned to the line.
- Whenever a new vehicle comes online.

## Central Business Distric Parking Enforcement

### 509.1 PURPOSE

To establish a procedure to be used by KPD's Parking Enforcement Officers (PEO's) for identifying employees working in the Downtown Central Business District and the vehicles they drive to work.

To create a Database of these identified Employee vehicles in the LPR system for future parking violation warnings and/or citations.

### 509.2 IDENTIFYING CENTRAL BUSINESS DISTRICT EMPLOYEES/VEHICLES

PEO's will rely on their daily observations and input from other citizens/employers/employees to determine who they believe is a Central Business District Employee and which vehicle they are driving or routinely drive to work.

PEO's will keep track of employee vehicles they have identified as potential offenders in a hand written notebook or computer spreadsheet.

### 509.3 ISSUING OF ONE-TIME WARNING NOTICES

PEO's will monitor the identified Central Business Employee vehicles and note how many times they are parked downtown in violation of KMC 12.45.250.

If an identified vehicle is parked in violation of the KMC three (3) days within a seven (7) day period, the vehicle will be issued a one-time warning notice with information regarding future violations (fines) and how to contact a PEO at the Police Department to discuss their employment and possible violation.

If a registered owner of an identified vehicle believes that they are not a Central Business District Employee, they must contact a PEO after the issuance of the parking warning notice as instructed, but prior to the issuance of a parking civil infraction.

### 509.4 USE OF LICENSE PLATE READER (LPR) TO MAINTAIN DATABASE

After a warning notice is given, PEO's will enter the license plate information of identified Central Business District Employees Vehicles into the LPR system for future monitoring of these vehicles and potential violations.

If it is determined that a warning notice or civil infraction was issued in error, then a PEO will remove that license plate information from the LPR database.

- Please see Policy 462- Automated License Plate Readers

## **Chapter 6 - Investigation Operations**

## Investigation and Prosecution

### 600.1 PURPOSE AND SCOPE

The purpose of this policy is to set guidelines and requirements pertaining to the handling and disposition of criminal investigations.

### 600.2 POLICY

It is the policy of the Kirkland Police Department to investigate crimes thoroughly and with due diligence, and to evaluate and prepare criminal cases for appropriate clearance or submission to a prosecutor.

### 600.3 INITIAL INVESTIGATION

#### 600.3.1 OFFICER RESPONSIBILITIES

An officer responsible for an initial investigation shall complete no less than the following:

- (a) Make a preliminary determination of whether a crime has been committed by completing, at a minimum:
  1. An initial statement from any witnesses or complainants.
  2. A cursory examination for evidence.
- (b) If information indicates a crime has occurred, the officer shall:
  1. Preserve the scene and any evidence as required to complete the initial and follow-up investigation.
  2. Determine if additional investigative resources (e.g., investigators or scene processing) are necessary and request assistance as required.
  3. If assistance is warranted, or if the incident is not routine, notify a supervisor.
  4. Make reasonable attempts to locate, identify and interview all available victims, complainants, witnesses and suspects.
  5. Collect any evidence.
  6. Take any appropriate law enforcement action.
  7. Complete and submit the appropriate reports and documentation.
- (c) If the preliminary determination is that no crime occurred, determine what other action may be necessary, what other resources may be available, and advise the informant or complainant of this information.

#### 600.3.2 CIVILIAN MEMBER RESPONSIBILITIES

A civilian member assigned to any preliminary investigation is responsible for all investigative steps, except making any attempt to locate, contact or interview a suspect face-to-face or take any enforcement action. Should an initial investigation indicate that those steps are required, the assistance of an officer shall be requested.

# Kirkland Police Department

## Kirkland PD Policy Manual

### *Investigation and Prosecution*

---

#### 600.3.3 ARRESTS BY PRIVATE PERSONS

Private persons may make a common law arrest for crimes constituting a breach of the peace or may detain a person under the authority of RCW 9A.16.020 (felonies, retail theft, etc.) Any officer presented with a private person wishing to make an arrest must determine whether there is probable cause to believe that such an arrest would be lawful.

- (a) Should any officer determine that there is no probable cause to believe that a private person's arrest is lawful, the officer should take no action to further detain or restrain the individual beyond that which reasonably appears necessary to investigate the matter, determine the lawfulness of the arrest and protect the public safety.
  - 1. Any officer who determines that a private person's arrest appears to be unlawful should promptly release the arrested individual. The officer must include the basis of such a determination in a related report.
  - 2. Absent probable cause to support a private person's arrest or other lawful grounds to support an independent arrest by the officer, the officer should advise the parties that no arrest will be made and that the circumstances will be documented in a related report.
- (b) Whenever an officer determines that there is probable cause to believe that a private person's arrest is lawful, the officer shall take a written statement from the person who has made the arrest. In addition, the officer may exercise one of the following options:
  - 1. Take the individual into physical custody for booking.
  - 2. Release the individual subsequent to the issuance of a citation for the individual to appear in the appropriate court.

#### 600.4 CASE MANAGEMENT

The Investigation Unit supervisor is responsible for the proper management of cases. The Investigation Unit supervisor or the authorized designee should use the department's case management system to screen criminal reports for follow-up assignment or closure based on solvability factors. Solvability factors to consider include the following:

- (a) Witnesses to the crime
- (b) Suspect identification, description, or location
- (c) Vehicle identification
- (d) Motive
- (e) Physical evidence
- (f) Whether stolen property can be traced
- (g) Other potential suspects

#### 600.5 CUSTODIAL INTERROGATION REQUIREMENTS

Suspects who are in custody and subjected to an interrogation shall be given the *Miranda* warning, unless an exception applies. See the Temporary Custody of Juveniles Policy for juvenile requirements.

# Kirkland Police Department

## Kirkland PD Policy Manual

### *Investigation and Prosecution*

---

#### 600.5.1 DEFINITIONS

Definitions related to this section include:

**Custodial interrogation** - Express questioning or other actions or words by a law enforcement officer which are reasonably likely to elicit an incriminating response from an individual and occurs when reasonable individuals in the same circumstances would consider themselves in custody.

**Electronic recording** - Audio recording or audio and video recording that accurately records a custodial interrogation.

**Place of detention** - A fixed location under the control of a law enforcement agency where individuals are questioned about alleged crimes or status offenses. The term includes a jail, police or sheriff's station, holding cell, correctional or detention facility, police vehicle, and, in the case of juveniles, schools.

#### 600.5.2 AUDIO/VIDEO RECORDINGS

The following custodial interrogations conducted at a place of detention (as defined by RCW 10.122.020) shall be electronically recorded (audio and video):

- (a) The interrogation of a juvenile
- (b) The interrogation of an adult who is suspected of a felony

The recording shall include any required warnings, advice of the rights of the individual being questioned, and waiver of rights. Consent to the electronic recording is not required, but the officer shall inform the suspect that they are being recorded (RCW 10.122.030).

A custodial interrogation at any place other than a place of detention shall be recorded by audio means at a minimum (RCW 10.122.030).

Regardless of where the interrogation occurs, every reasonable effort should be made to secure functional recording equipment to accomplish such recordings.

Consideration should also be given to recording a custodial interrogation, or any investigative interview, for any other offense when it is reasonable to believe it would be appropriate and beneficial to the investigation and is otherwise allowed by law.

No recording of a custodial interrogation should be destroyed outside of the records retention schedule (see Records Management and Destruction policy) or altered without written authorization from the prosecuting attorney and the Investigation Unit supervisor. Copies of recorded interrogations or interviews may be made in the same or a different format as the original recording, provided the copies are true, accurate, and complete and are made only for authorized and legitimate law enforcement purposes.

Recordings should not take the place of a thorough report and investigative interviews. Written statements from suspects should continue to be obtained when applicable.

# Kirkland Police Department

## Kirkland PD Policy Manual

### *Investigation and Prosecution*

---

#### 600.5.3 DOCUMENTATION

If a custodial interrogation at a place of detention occurs without electronically recording it in its entirety, the officer shall prepare a written or electronic report explaining the reason and summarize the custodial interrogation process and the individual's statements. This report shall be completed as soon as practicable after completing the interrogation (RCW 10.122.030).

If the custodial interrogation occurs outside a place of detention, the officer shall complete a report as soon as practicable explaining the decision and summarize the custodial interrogation process and the individual's statements (RCW 10.122.030).

Supervisors shall ensure that the appropriate recordings are made in each case they are reviewing and at the very least, ensure that the required warnings are included and that the proper angle, focus and field of vision which would reasonably promote an accurate recording of the interrogation is being utilized.

Supervisors shall ensure if a recording does not take place, that proper explanations are included in the report.

#### 600.5.4 EXCEPTIONS

Exceptions to the recording requirements apply in the following circumstances:

- (a) When spontaneous utterances or statements are made outside the course of a custodial interrogation, or a statement made in response to a question asked routinely during the processing of the arrest of an individual (RCW 10.122.030).
- (b) Exigent circumstances exist that prevent an officer from electronically recording an interrogation. In those cases, the officer shall record electronically an explanation of the exigent circumstances before conducting the interrogation, if feasible, or as soon as practicable after the interrogation is completed (RCW 10.122.040).
- (c) The individual indicates a refusal to participate or further participate in the electronic recording. When feasible, the agreement of the individual to participate in the interrogation without recording or further participate should be recorded electronically (RCW 10.122.060).
- (d) The officer conducting an interrogation has no reason to believe the individual being interrogated committed an act that requires electronic recording of the interrogation (RCW 10.122.080).
  - 1.
- (e) The officer or the officer's supervisor reasonably believes the electronic recording would disclose the identity of a confidential informant or jeopardize the safety of the officer, the individual being interrogated, or another person (RCW 10.122.090).
  1. If feasible and consistent with the safety of a confidential informant, an explanation of the basis for the belief that electronic recording would disclose the informant's identity must be electronically recorded at the time of the interrogation or if not feasible as soon as practicable after the interrogation is completed.

# Kirkland Police Department

## Kirkland PD Policy Manual

### *Investigation and Prosecution*

---

- (f) The equipment malfunctions (RCW 10.122.100).

#### 600.5.5 RECORDING PROCEDURES

There are three approved methods for electronically recording interrogations/interviews.

- (a) Phone App – **Preferred method for Patrol**
  - 1. See Training Material for instructions
- (b) Portable field recorder
  - 1. See Training Material for instructions
- (c) Interview Rooms
  - 1. See Training Material for instructions.
  - 2. Follow KPD Policy 612 on the use of Interview Rooms.

#### 600.6 DISCONTINUATION OF INVESTIGATIONS

The investigation of a criminal case or efforts to seek prosecution should only be discontinued if one of the following applies:

- (a) All reasonable investigative efforts have been exhausted, no reasonable belief that the person who committed the crime can be identified, and the incident has been documented appropriately.
- (b) The perpetrator of a misdemeanor has been identified and a warning is the most appropriate disposition.
  - 1. In these cases, the investigator shall document that the person was warned and why prosecution was not sought.
  - 2. Warnings shall not be given for felony offenses or other offenses identified in this policy or by law that require an arrest or submission of a case to a prosecutor.
- (c) The case has been submitted to the appropriate prosecutor but no charges have been filed. Further investigation is not reasonable nor has the prosecutor requested further investigation.
- (d) The case has been submitted to the appropriate prosecutor, charges have been filed, and further investigation is not reasonable, warranted or requested, and there is no need to take the suspect into custody.
- (e) Suspects have been arrested, there are no other suspects, and further investigation is either not warranted or requested.
- (f) Investigation has proven that a crime was not committed (see the Sexual Assault Investigations Policy for special considerations in these cases).

The Domestic Violence, Child Abuse, Sexual Assault Investigations and Adult Abuse policies may also require an arrest or submittal of a case to a prosecutor.



# Kirkland Police Department

## Kirkland PD Policy Manual

### *Investigation and Prosecution*

---

#### **600.7 COMPUTERS AND DIGITAL EVIDENCE**

The collection, preservation, transportation and storage of computers, cell phones and other digital devices may require specialized handling to preserve the value of the related evidence. If it is anticipated that computers or similar equipment will be seized, officers should request that computer forensic examiners assist with seizing computers and related evidence. If a forensic examiner is unavailable, officers should take reasonable steps to prepare for such seizure and use the resources that are available.

#### **600.8 INVESTIGATIVE USE OF SOCIAL MEDIA AND INTERNET SOURCES**

Use of social media and any other internet source to access information for the purpose of criminal investigation shall comply with applicable laws and policies regarding privacy, civil rights and civil liberties. Information gathered via the internet should only be accessed by members while on-duty and for purposes related to the mission of this department. If a member encounters information relevant to a criminal investigation while off-duty or while using his/her own equipment, the member should note the dates, times and locations of the information and report the discovery to his/her supervisor as soon as practicable. The member, or others who have been assigned to do so, should attempt to replicate the finding when on-duty and using department equipment.

Information obtained via the internet should not be archived or stored in any manner other than department-established record keeping systems (see the Records Maintenance and Release and Criminal Organizations policies).

##### **600.8.1 ACCESS RESTRICTIONS**

Information that can be accessed from any department computer, without the need of an account, password, email address, alias or other identifier (unrestricted websites), may be accessed and used for legitimate investigative purposes without supervisory approval.

Accessing information from any internet source that requires the use or creation of an account, password, email address, alias or other identifier, or the use of nongovernment IP addresses, requires supervisor approval prior to access. The supervisor will review the justification for accessing the information and consult with legal counsel as necessary to identify any policy or legal restrictions. Any such access and the supervisor approval shall be documented in the related investigative report.

Accessing information that requires the use of a third party's account or online identifier requires supervisor approval and the consent of the third party. The consent must be voluntary and shall be documented in the related investigative report.

Information gathered from any internet source should be evaluated for its validity, authenticity, accuracy and reliability. Corroborative evidence should be sought and documented in the related investigative report.

Any information collected in furtherance of an investigation through an internet source should be documented in the related report. Documentation should include the source of information and the dates and times that the information was gathered.

# Kirkland Police Department

## Kirkland PD Policy Manual

### *Investigation and Prosecution*

---

#### **600.8.2 INTERCEPTING ELECTRONIC COMMUNICATION**

Intercepting social media communications in real time may be subject to federal and state wiretap laws. Officers should seek legal counsel before any such interception.

#### **600.9 MODIFICATION OF CHARGES FILED**

Members are not authorized to recommend to the prosecutor or to any other official of the court that charges on a pending case be amended or dismissed without the authorization of the Investigations Lieutenant, a Deputy Chief or the Chief of Police. Any authorized request to modify the charges or to recommend dismissal of charges shall be made to the prosecutor.

## Investigative Funds

### 601.1 PURPOSE AND SCOPE

Investigative Funds are intended for use by Detectives assigned to their respective units to aid in facilitating the process of criminal investigations, or officers assigned to an investigation by the Chief of Police.

Proper use and accountability of these funds is of the utmost importance. Misuse of funds will not be tolerated, and may be the cause for discipline and/or termination.

### 601.2 INVESTIGATIVE FUNDS

The following sub-sections provide general guidelines for the authorized use of Investigative Funds. These guidelines are not meant to be inclusive, as situations may arise that will require a Command Officer/Supervisor to make a determination as to the reasonableness of expenditures.

#### 601.2.1 ACCOUNTABILITY OF FUNDS

##### Investigative Funds

- (a) The Detective Sergeant will maintain revolving Investigative Funds in their respective unit safe.
- (b) A ledger will be maintained by the Detective Sergeant to account for the use and reimbursement of their unit's respective funds.
- (c) The Investigations Lieutenant, or other Command Officer, will conduct a periodic audit of the Investigative Funds. This audit shall be at the discretion and convenience of the administration. The Lieutenant or other Command Officer conducting the audit shall report his/her findings in writing to the Chief of Police.
- (d) An annual audit of Investigative Funds shall be conducted.

#### 601.2.2 ISSUANCE AND REIMBURSEMENT OF FUNDS

##### Issuance of Investigative Funds

- (a) Kirkland Detectives will obtain a cash voucher of \$200.00 from the Investigations Sergeant.
- (b) The cash voucher will be issued a consecutive number as reflected in the Investigative Fund ledger.
- (c) Each Detective will sign for the voucher and funds.
- (d) Each Detective will maintain a receipt book explaining the use of these funds.
- (e) The Detective Sergeant will examine each receipt book assigned to their respective Detective and voucher monies at the beginning of each month to ensure proper use of these funds.

##### Reimbursement of Investigative Funds

- (a) Kirkland Detectives will obtain reimbursements from their Sergeant.

# Kirkland Police Department

## Kirkland PD Policy Manual

### *Investigative Funds*

---

- (b) Each Detective will return their receipt book, expense receipts and the remainder of the cash from the voucher.
- (c) All remaining cash will be returned to the revolving fund.
- (d) The receipts will be logged and retained by the Detective Sergeant. The Detective will be issued a new voucher for \$200.00 by their Sergeant.

#### 601.2.3 AUTHORIZED USE OF FUNDS

##### **Authorized Use of Investigative Funds**

- (a) Payment of informants for specific information and expenses for case development.
  - 1. Detectives must include a receipt signed by the informant, themselves, and another officer as a witness to the transaction.
  - 2. Each receipt must include the payment date, the amount and, whenever possible, the associated case number.
  - 3. A supervisor must pre-approve any informant payment in excess of \$150.00.
- (b) Purchase of contraband, stolen property, firearms, or other items necessary to document crimes and identify participants for prosecution or to establish informant reliability.
  - 1. A Detective's expense record must specifically identify what was purchased, the cost, and relate it to a case number.
  - 2. Reliability buys will not exceed \$50.00.
  - 3. Buy/walks will not exceed \$150.00 unless supervisory approval has been approved prior to the transaction.
- (c) Within reasonable limits, meals, beverages, and entertainment for undercover/surveillance purposes.
  - 1. Whenever practical, detectives will obtain specific receipts for such expenses.
  - 2. All receipts shall be attached to detective expense records.
- (d) Equipment purchases and maintenance expenses.
  - 1. Specific receipts identifying the date and amount expended are required.
  - 2. Receipts shall be attached to the Detective expense record respectively, which will detail the reason for the expense.
- (e) Expended funds shall be documented to the penny, without rounding off.

##### **Non-Authorized Use of Investigative Funds**

- (a) Non-authorized use of Investigative Funds by employees is specifically prohibited and may result in disciplinary action.
- (b) Under no circumstances are Investigative Funds to be used by detectives for any personal expenses, with the exception of meals if associated with a specific investigation.

# Kirkland Police Department

## Kirkland PD Policy Manual

### *Investigative Funds*

---

- (c) Investigative Funds will not be used to purchase items that could be purchased through the normal City purchasing process or department petty cash. Exigent circumstances may arise during the course of an investigation requiring purchases of such items, but supervisory approval is required.

---

## Investigations Unit On-Call Status and Schedule

### 602.1 PURPOSE AND SCOPE

Commissioned personnel applying for a Detective position in the Investigations Unit agree to assume an on-call status based on a rotational schedule. This procedure will provide guidelines for the consistent application of this on-call process.

### 602.2 ON-CALL STATUS

#### On-Call Status

- (a) On-call status shall mean an employee who is assigned to be on-call and has an individual duty to respond to duty, in accordance with the Kirkland Police Guild Commissioned Staff Collective Bargaining Agreement.
- (b) On-call status is considered an essential job function of investigations and therefore not subject to any additional compensation.
- (c) On-call detective(s) must be at the Kirkland Police Department or other assigned location, within 60 minutes of being called out.
  1. Overtime for the call out shall begin upon reaching the station or scene, whichever occurs first.
- (d) Detective(s) assigned to on-call status shall be available and prepared for response, 24 hours a day during their 7 day on-call status rotation.
- (e) On-call status begins on Tuesday evening at 1700 hours and ends one week later on Tuesday at 0800 hours.
- (f) Two (2) Investigator(s) (Detective and/or Detective Supervisor) will be assigned to each one week rotation and will be assigned take home vehicle(s) during this time frame.
  1. This is in accordance with the Kirkland Police Officer's Guild - Commissioned Staff Collective Bargaining Agreement, "Detectives who are assigned on-call status shall be provided a city take-home vehicle for each day so assigned".
  2. Take home vehicle(s) policies are covered under the Vehicle Use Policy.
- (g) The Detective Sergeant, or their designee, will determine the number of investigators needed.

### 602.3 ON-CALL SCHEDULE

#### On-Call Schedule

- (a) The on-call rotational schedule will be completed and posted by December 20th for the following year. The Detective Sergeant or his/her designee will be responsible for updating this schedule as needed.
- (b) Detectives may trade on-call status dates with the permission of the Detective Sergeant.

# Kirkland Police Department

## Kirkland PD Policy Manual

### *Investigations Unit On-Call Status and Schedule*

---

1. These trades are a civil agreement between employees and must be submitted to the Detective Sergeant prior to the trade dates. A detective who agrees to a trade is subsequently bound by all responsibilities of an on-call detective on those trade dates.
- (c) A current copy of the on-call schedule will be forwarded to Command Staff upon it's completion.

## Asset Forfeiture

### 603.1 PURPOSE AND SCOPE

This policy describes the authority and procedure for the seizure, forfeiture and liquidation of property associated with designated offenses.

#### 603.1.1 DEFINITIONS

Definitions related to this policy include:

**Fiscal agent** - The person designated by the Chief of Police to be responsible for securing and maintaining seized assets and distributing any proceeds realized from any forfeiture proceedings. This includes any time the Kirkland Police Department seizes property for forfeiture or when the Kirkland Police Department is acting as the fiscal agent pursuant to a multi-agency agreement. The Investigations Lieutenant will review all forfeiture notices and memorandums submitted by the Investigations Sergeant.

**Forfeiture** - The process by which legal ownership of an asset is transferred to a government or other authority.

**Forfeiture reviewer** - The Investigations Lieutenant is responsible for reviewing all forfeiture cases and for acting as the liaison between the Department and the assigned attorney.

**Property subject to forfeiture** - Generally includes, but is not limited to:

- (a) Firearms that were carried, possessed or sold illegally (RCW 9.41.098).
- (b) Devices, profits, proceeds, associated equipment and conveyances related to illegal gambling (RCW 9.46.231).
- (c) Interests, proceeds, and real or personal property related to organized crime, criminal profiteering), human trafficking, commercial sexual abuse of a minor or promoting prostitution (RCW 9A..82.100).
- (d) Proceeds traceable to or derived from money laundering (RCW 9A.83.030).
- (e) Property acquired or maintained in relation to commercial sexual abuse of a minor, promoting commercial sexual abuse of a minor or promoting prostitution in the first degree, and conveyances used to facilitate these offenses (RCW 9A.88.150).
- (f) Personal property, including money, weapons, and vehicles that were used to commit a felony or was acquired through the commission of a felony not covered under another forfeiture statute (RCW 10.105.010).
- (g) Personal property, including money, weapons, and vehicles that were acquired through the commission of a crime involving theft, trafficking, or unlawful possession of commercial metal property, or facilitating such crimes (RCW 19.290.230).
- (h) Conveyances, including aircraft, vehicles or vessels, used for the violation of the Uniform Controlled Substances Act and proceeds from these violations (e.g., money, real property.) (RCW 69.50.505).



# Kirkland Police Department

## Kirkland PD Policy Manual

### *Asset Forfeiture*

---

- (i) Boats, vehicles, gear, or other equipment used for poaching/wildlife crimes (RCW 77.15.070).
- (j) Vehicles used to commit the crime of racing (RCW 46.61.748).

**Seizure** - The act of law enforcement officials taking property, cash or assets that have been used in connection with or acquired by specified illegal activities.

#### **603.2 POLICY**

The Kirkland Police Department recognizes that appropriately applied forfeiture laws are helpful to enforce the law, deter crime and reduce the economic incentive of crime. However, the potential for revenue should never compromise the effective investigation of criminal offenses, officer safety or any person's due process rights.

It is the policy of the Kirkland Police Department that all members, including those assigned to internal or external law enforcement task force operations, shall comply with all state and federal laws pertaining to forfeiture.

#### **603.3 ASSET SEIZURE**

Property may be seized for forfeiture as provided in this policy.

##### **603.3.1 PROPERTY SUBJECT TO SEIZURE**

The following may be seized upon review and approval of a supervisor and in coordination with the forfeiture reviewer:

- (a) Real or personal property subject to forfeiture identified in a court order authorizing seizure.
- (b) Property subject to forfeiture without a court order when the property is lawfully seized incident to an arrest, the service of a search warrant, or the service of an administrative inspection warrant.
- (c) Property subject to forfeiture can also be seized without a court order when:
  1. There is probable cause to believe that the property was used or is intended to be used for illegal gambling (RCW 9A.46.231).
  2. There is probable cause to believe that the property was used or is intended to be used for the commercial sexual abuse of a minor or promoting prostitution in the first degree (RCW 9A.88.150).
  3. There is probable cause to believe that the property was used or is intended to be used in the commission of any felony (RCW 10.105.010). See also separate statutes regarding seizures for felonies involving commercial metal, "bootlegging," criminal profiteering, or money laundering (RCW 19.290.230; RCW 66.32.020; RCW 9A.82.100; RCW 9A.83.030).
  4. There is probable cause to believe that the property was used or is intended to be used in violation of the Uniform Controlled Substances Act (RCW 69.50.505).
  5. There is probable cause to believe that the property was used or is intended to be used for poaching/wildlife crimes (RCW 77.15.070).

# Kirkland Police Department

## Kirkland PD Policy Manual

### Asset Forfeiture

---

A large amount of money standing alone is insufficient to establish the probable cause required to make a seizure.

Whenever practicable, a court order for seizure prior to making a seizure is the preferred method.

#### 603.3.2 PROPERTY NOT SUBJECT TO SEIZURE

The following property should not be seized for forfeiture:

- (a) Cash and property that does not meet the forfeiture counsel's current minimum forfeiture thresholds should not be seized.
- (b) Property from an "innocent owner," or a person who had no knowledge of the offense or who did not consent to the property's use.
- (c) No vehicle or other conveyance based on a misdemeanor involving the possession of cannabis (RCW 69.50.505).
- (d) Vehicles/conveyances that would be subject to forfeiture if more than 10 days have elapsed since the owner's arrest and no court order has been issued (RCW 9.46.231; RCW 9A.88.150; RCW 69.50.505).

#### 603.4 PROCESSING SEIZED PROPERTY FOR FORFEITURE PROCEEDINGS

When property or cash subject to this policy is seized, the officer making the seizure should ensure compliance with the following:

- Complete applicable seizure forms and present the appropriate copy to the person from whom the property is seized. If cash or property is seized from more than one person, a separate copy must be provided to each person, specifying the items seized. When property is seized and no one claims an interest in the property, the officer must leave the copy in the place where the property was found, if it is reasonable to do so.
- Complete and submit a report and original seizure forms within 24 hours of the seizure, if practicable.
- Forward the original seizure forms and related reports to the Investigations Sergeant within two days of seizure.

The officer will book seized property as evidence with the notation in the comment section of the property form, "Seized Subject to Forfeiture."

Photographs should be taken of items seized, particularly cash, jewelry and other valuable items.

Officers who suspect property may be subject to seizure but are not able to seize the property (e.g., the property is located elsewhere, the whereabouts of the property is unknown, it is real estate, bank accounts, non-tangible assets) should document and forward the information in the appropriate report to the Investigations Sergeant.

#### Computer Check / Notifications

The seizing officer will check the status of the property and/or weapon(s), with identifiable serial numbers, in WACIC and NCIC.

# Kirkland Police Department

## Kirkland PD Policy Manual

### Asset Forfeiture

---

Any supporting documentation of ownership should have the originals placed in the property room and copies submitted with the case report.

If the weapon(s) seized is in possible violation of State or Federal Firearms Statutes the appropriate agency will be notified. An example of this would be a sub-machine gun possessed in violation of RCW 9.41.220 and/or Title 18 and Title 27 of the U.S. Code.

### Firearms

Upon the seizure of a firearm in violation of RCW 9.41.098, or any other applicable statute or ordinance, said firearm shall be rendered safe and placed in the property room.

- (a) All seized firearms will be reviewed for submission to a Washington State Patrol crime lab (I.B.I.S. program). The reports generated from this will be included in the case file.
- (b) An ATF Firearms Trace request form will be completed and submitted on all seized firearms.

### Vehicles

Are to be inventoried prior to being stored. If requested, all articles not part of the vehicle and not having evidentiary value or not subject to separate forfeiture action shall be removed, inventoried on a property release form, and returned to the owner (upon signature) as soon as reasonably possible. Accessories, jacks, and maintenance tools are considered part of the vehicle. Installed phones, radios, tape/disc players, etc., are also part of the vehicle. Tapes/discs found loose are not part of the vehicle.

- (a) The seized vehicle will be towed to and secured at either the Kirkland Justice Center's (KJC) Property Room Vehicle Storage area or to one of the KJC's vehicle storage pens.
- (b) The canary copy of the notice of seizure will be turned over to the Investigations Sergeant.
- (c) Keys to the vehicle will be submitted to the property room as evidence in a sealed envelope.
- (d) Seized aircraft should not be moved without the assistance of a qualified pilot.

### Currency

Shall be inventoried by no less than two officers. The money shall be sealed in the white currency envelope as seized property and placed in the property room. Amounts over \$5,000 will be turned over to the City of Kirkland Finance Department by the Evidence Technician when it is initially submitted to the property room. All lesser amounts will be held in the property room safe pending a disposition of the seizure/forfeiture. If forfeiture is ordered, the currency will be turned over to COK Finance with all receipts being returned to the Investigations Sergeant.

### Other Property

Shall be inventoried and placed in the property room or otherwise secured (such as real estate, aircraft and vessels) by the Kirkland Police Department.

# Kirkland Police Department

## Kirkland PD Policy Manual

### *Asset Forfeiture*

---

#### 603.4.1 SEIZURE FORMS

All seized property will be logged on a Notice of Seizure and Intended Forfeiture form and will be handled as seized property until disposed.

The Notice of Seizure and Intended Forfeiture form will be filled out and submitted as follows:

- White copy (original case file)
- Canary copy (Investigations Sergeant)
- Pink copy (Suspect's copy)

The suspect may be served in person or the notification can be sent via certified mail. A copy of the form will be made and attached to the property submitted to the property room. In cases where financial proceeds, vehicles and other property are seized together, all of the seized property can be listed on the same notice of seizure form. (If service is via mail, the seizing officer will complete an Affidavit of Mailing form and have it notarized. The form will be submitted to the Investigations Sergeant.)

#### **603.5 MAINTAINING SEIZED PROPERTY**

The Evidence Unit Supervisor is responsible for ensuring compliance with the following:

- (a) All property received for forfeiture is reasonably secured and properly stored to prevent waste and preserve its condition.
- (b) All property received for forfeiture is checked to determine if the property has been stolen.
- (c) All property received for forfeiture is retained in the same manner as evidence until forfeiture is finalized, or the property is returned to the claimant or the person with an ownership interest.
- (d) Property received for forfeiture is not used unless the forfeiture action has been completed.

#### **603.6 FORFEITURE REVIEWER**

The Investigations Lieutenant is appointed by the Chief of Police as the forfeiture reviewer. Prior to assuming duties, or as soon as practicable thereafter, the forfeiture reviewer should attend a course approved by the Department on asset forfeiture.

The responsibilities of the forfeiture reviewer include:

- (a) Remaining familiar with forfeiture laws, particularly those cited in this policy and the forfeiture policies of the forfeiture counsel.
- (b) Serving as the liaison between the Department and the forfeiture counsel, and ensuring prompt legal review of all seizures.
- (c) Making reasonable efforts to obtain annual training that includes best practices in pursuing, seizing and tracking forfeitures.

# Kirkland Police Department

## Kirkland PD Policy Manual

### *Asset Forfeiture*

---

- (d) Deciding whether the forfeiture is more appropriately made under state or federal forfeiture laws. The forfeiture reviewer should contact federal authorities when appropriate.
- (e) Ensuring that responsibilities, including the designation of a fiscal agent, are clearly established whenever multiple agencies are cooperating in a forfeiture case.
- (f) Ensuring that seizure forms are available and appropriate for department use. These should include notice forms, a receipt form and a checklist that provides relevant guidance to officers. The forms should be available in languages appropriate for the region and should contain spaces for:
  - 1. Names and contact information for all relevant persons and law enforcement officers involved.
  - 2. Information as to how ownership or other property interests may have been determined (e.g., verbal claims of ownership, titles, public records).
  - 3. A space for the signature of the person from whom cash or property is being seized.
  - 4. A tear-off portion or copy, which should be given to the person from whom cash or property is being seized, that includes the legal authority for the seizure, information regarding the process to contest the seizure and a detailed description of the items seized.
- (g) Ensuring that officers who may be involved in asset forfeiture receive training in the proper use of the seizure forms and the forfeiture process. The training should be developed in consultation with the appropriate legal counsel and may be accomplished through traditional classroom education, electronic media, or Daily Training Bulletins (DTBs). The training should cover this policy and address any relevant statutory changes and court decisions.
- (h) Reviewing each asset forfeiture case to ensure that:
  - 1. Written documentation of the seizure and the items seized is in the case file.
  - 2. Independent legal review of the circumstances and propriety of the seizure is made in a timely manner.
  - 3. Notice of intent to seek forfeiture has been given in a timely manner to those who hold an interest in the seized property.
  - 4. Property is promptly released to those entitled to its return.
  - 5. All changes to forfeiture status are forwarded to any supervisor who initiates a forfeiture case.
  - 6. Any cash received is deposited with the fiscal agent.
  - 7. Assistance with the resolution of ownership claims and the release of property to those entitled is provided.
  - 8. Current minimum forfeiture thresholds are communicated appropriately to officers.

# Kirkland Police Department

## Kirkland PD Policy Manual

### *Asset Forfeiture*

---

9. This policy and any related policies are periodically reviewed and updated to reflect current federal and state statutes and case law.
  - (i) Ensuring that a written plan is available that enables the Chief of Police to address any extended absence of the forfeiture reviewer, thereby ensuring that contact information for other law enforcement officers and attorneys who may assist in these matters is available.
  - (j) Ensuring that the process of selling or adding forfeited property to the department's regular inventory is in accordance with all applicable laws and consistent with the department's use and disposition of similar property.
  - (k) Upon completion of any forfeiture process, ensuring that no property is retained by the Kirkland Police Department unless the Chief of Police authorizes in writing the retention of the property for official use.
  - (l) Addressing any landlord claims for reimbursement through forfeited assets or damage to property (RCW 9.46.231; RCW 69.50.505).
  - (m) Compensating victims of commercial metal crimes within 120 days (RCW 19.290.230).

Forfeiture proceeds should be maintained in a separate fund or account subject to appropriate accounting control, with regular reviews or audits of all deposits and expenditures.

Forfeiture reporting and expenditures should be completed in the manner prescribed by the law and City financial directives.

#### 603.6.1 ASSET FORFEITURE LOG

A computerized inventory of all asset forfeiture cases shall be kept by the Investigations Lieutenant. The inventory shall include the following:

- (a) Records of all seized property will include the following:
  1. Case number.
  2. Date of seizure.
  3. Type of seizure.
  4. Description of the property.
  5. Identity of owner if known.
  6. Approximate value of property at the time of seizure.
  7. Item number.
  8. Disposition.
  9. Disposition date.
- (b) Records of all forfeited property will include the following:
  1. Case number.
  2. Date of seizure.
  3. Type of seizure

# Kirkland Police Department

## Kirkland PD Policy Manual

### *Asset Forfeiture*

---

4. Description of the property.
5. Identity of prior owner if known.
6. Approximate value of property at the time of seizure.
7. Amount of proceeds realized for the disposition of the property.
8. Disposition date.

Information maintained on the log will be provided to the Chief of Police or authorized staff, as requested.

#### **603.6.2 FORFEITURE HEARINGS**

**Requested Hearing** - The defendant is allowed (45) days from the date of seizure to request a hearing.

- The City Prosecutor is notified when there is a request for a hearing and the case file with seizure notice is forwarded to their office. The prosecutor will arrange for the hearing.

**Failure to request hearing** - If the forty-five (45) days expire then this will result in the forfeiture of the property.

- The Investigations Sergeant will prepare a Forfeiture Notice and memo, which will be forwarded through the Investigations Lieutenant to the Evidence technician, notifying them of the suspect(s) failure to contest the seizure within 45 days and ordering the forfeiture of the property pursuant to RCW 69.50.505(g).
- If the forfeited property is currency, it is ordered turned over to COK Finance with copies of all transaction receipts being routed back to the Investigations Sergeant. All property items are ordered disposed of pursuant to current policy.

Upon satisfactory showing, vehicles shall be released to innocent registered owners or lien holders prior to initiating forfeiture proceedings. Quick release of a vehicle is merely an expeditious means of resolving seizures which, if pursued through forfeiture proceedings, would ultimately result in the release of the conveyance.

#### **603.7 DISPOSITION OF PROPERTY**

All property will be kept until there is a final disposition of the case and forfeiture request. No member of this department may use property that has been seized for forfeiture until the forfeiture action has been completed and the Chief of Police has given written authorization to retain the property for official use.

No department member involved in the decision to seize property should be involved in any decision regarding the disposition of the property.

If the court orders the forfeiture of the property to the Kirkland Police Department, the following will apply:

- A copy of the order will be placed in the case report.

# Kirkland Police Department

## Kirkland PD Policy Manual

### *Asset Forfeiture*

---

- The property may be utilized, sold or destroyed by the department.
- Vehicles - Proceeds from the sale will be turned over to the City of Kirkland Finance Department.
- Money - The City of Kirkland Finance Department is notified of the forfeiture of the seized money.
- All Other Property - Proceeds from the sale of all other property is turned over to the City of Kirkland Finance Department.
- All paperwork shall be processed through the Investigations chain of command to the Evidence technician.

#### **603.8 PROCEEDS FROM FORFEITURE**

A report of forfeited property will be filed with the state by the City of Kirkland Finance Department per state guidelines.

Equitable shares received from seized assets shall be maintained in separate funds and shall be subject to accounting controls and annual financial audits as determined by state guidelines and the City of Kirkland Finance Department.



## Informants

### 604.1 PURPOSE AND SCOPE

The purpose of this policy is to provide guidelines for the use of informants.

#### 604.1.1 DEFINITIONS

Definitions related to this policy include:

**Informant** - A person who covertly interacts with other individuals or suspects at the direction of, request of, or by agreement with the Kirkland Police Department for law enforcement purposes. This also includes a person agreeing to supply information to the Kirkland Police Department for a benefit (e.g., a quid pro quo in the form of a reduced criminal penalty, money).

### 604.2 POLICY

The Kirkland Police Department recognizes the value of informants to law enforcement efforts and will strive to protect the integrity of the informant process. It is the policy of this department that all funds related to informant payments will be routinely audited and that payments to informants will be made according to the criteria outlined in this policy.

### 604.3 USE OF INFORMANTS

#### 604.3.1 INITIAL APPROVAL

Before using an individual as an informant, an officer must receive approval from the Investigation Unit Supervisor. The officer shall compile sufficient information through a background investigation and experience with the informant in order to determine the suitability of the individual, including age, maturity and risk of physical harm, as well as any indicators of his/her reliability and credibility.

Members of this department should not guarantee absolute safety or confidentiality to an informant.

#### 604.3.2 JUVENILE INFORMANTS

The use of informants under the age of 13 is prohibited.

In all cases, a juvenile 13 years of age or older may only be used as an informant with the written consent of each of the following:

- (a) The juvenile's parents or legal guardians
- (b) The juvenile's attorney, if any
- (c) The court in which the juvenile's case is being handled, if applicable
- (d) The Chief of Police or the authorized designee

#### 604.3.3 INFORMANT AGREEMENTS

All informants are required to sign and abide by the provisions of the designated department informant agreement. The officer using the informant shall discuss each of the provisions of the agreement with the informant.

# Kirkland Police Department

## Kirkland PD Policy Manual

### *Informants*

---

Details of the agreement are to be approved in writing by a supervisor before being finalized with the informant.

#### **604.4 INFORMANT INTEGRITY**

To maintain the integrity of the informant process, the following must be adhered to:

- (a) The identity of an informant acting in a confidential capacity shall not be withheld from the Chief of Police, the Professional Standards Deputy Chief, the Investigations Section Lieutenant, the Investigation Unit supervisor or their authorized designees.
  - 1. Identities of informants acting in a confidential capacity shall otherwise be kept confidential.
- (b) Criminal activity by informants shall not be condoned.
- (c) Informants shall be told they are not acting as police officers, employees or agents of the Kirkland Police Department, and that they shall not represent themselves as such.
- (d) The relationship between department members and informants shall always be ethical and professional.
  - 1. Members shall not become intimately involved with an informant.
  - 2. Social contact shall be avoided unless it is necessary to conduct an official investigation, and only with prior approval of the Investigation Unit supervisor.
  - 3. Members shall neither solicit nor accept gratuities or engage in any private business transaction with an informant.
- (e) Officers shall not meet with informants in a private place unless accompanied by at least one additional officer or with prior approval of the Investigation Unit supervisor.
  - 1. Officers may meet informants alone in an occupied public place, such as a restaurant.
- (f) When contacting informants for the purpose of making payments, officers shall arrange for the presence of another officer.
- (g) In all instances when department funds are paid to informants, a receipt shall be completed in advance, itemizing the expenses.
- (h) Since the decision rests with the appropriate prosecutor, officers shall not promise that the informant will receive any form of leniency or immunity from criminal prosecution.

#### **604.4.1 UNSUITABLE INFORMANTS**

The suitability of any informant should be considered before engaging him/her in any way in a covert or other investigative process. Members who become aware that an informant may be unsuitable will notify the supervisor, who will initiate a review to determine suitability. Until a determination has been made by a supervisor, the informant should not be used by any member. The supervisor shall determine whether the informant should be used by the Department and, if so, what conditions will be placed on his/her participation or any information the informant provides. The supervisor shall document the decision and conditions in file notes and mark the file "unsuitable" when appropriate.

# Kirkland Police Department

## Kirkland PD Policy Manual

### *Informants*

---

Considerations for determining whether an informant is unsuitable include, but are not limited to, the following:

- (a) The informant has provided untruthful or unreliable information in the past.
- (b) The informant behaves in a way that may endanger the safety of an officer.
- (c) The informant reveals to suspects the identity of an officer or the existence of an investigation.
- (d) The informant appears to be using his/her affiliation with this department to further criminal objectives.
- (e) The informant creates officer-safety issues by providing information to multiple law enforcement agencies simultaneously, without prior notification and approval of each agency.
- (f) The informant engages in any other behavior that could jeopardize the safety of officers or the integrity of a criminal investigation.
- (g) The informant commits criminal acts subsequent to entering into an informant agreement.

Officers shall check the informant's criminal history (local, state, and federal) , as well as checking with any law enforcement agency that the informant may have worked for. In addition, Western States Information Network (WSIN) will be checked for any unreliability information.

#### **604.5 INFORMANT FILES**

Informant files shall be utilized as a source of background information about the informant, to enable review and evaluation of information provided by the informant, and to minimize incidents that could be used to question the integrity of department members or the reliability of the informant.

Informant files shall be maintained in the Department's electronic record keeping system. . The Investigation Unit supervisor or the authorized designee shall be responsible for maintaining informant files. Access to the informant files shall be restricted to the Chief of Police, the Professional Standards Division Captain, the Investigations Section Lieutenant, the Investigation Unit supervisor, and the assigned investigators.

The Investigations Section Lieutenant should arrange for an audit using a representative sample of randomly selected informant files on a periodic basis, but no less than one time per year. If the Investigation Unit supervisor is replaced, the files will be audited before the new supervisor takes over management of the files. The purpose of the audit is to ensure compliance with file content and updating provisions of this policy. The audit should be conducted by a supervisor who does not have normal access to the informant files.

##### **604.5.1 FILE SYSTEM PROCEDURE**

A separate file shall be maintained on each informant and shall be coded with an assigned informant control number. An informant history that includes the following information shall be prepared for each file:

# Kirkland Police Department

## Kirkland PD Policy Manual

### *Informants*

---

- (a) Name and aliases
- (b) Date of birth
- (c) Physical description: sex, race, height, weight, hair color, eye color, scars, tattoos or other distinguishing features
- (d) Photograph
- (e) Current home address and telephone numbers
- (f) Current employers, positions, addresses and telephone numbers
- (g) Vehicles owned and registration information
- (h) Places frequented
- (i) Briefs of information provided by the informant and his/her subsequent reliability
  - 1. If an informant is determined to be unsuitable, the informant's file is to be marked "unsuitable" and notations included detailing the issues that caused this classification.
- (j) Name of the officer initiating use of the informant
- (k) Signed informant agreement
- (l) Update on active or inactive status of informant

#### **604.6 INFORMANT PAYMENTS**

No informant will be told in advance or given an exact amount or percentage for his/her service. The amount of funds to be paid to any informant will be evaluated against the following criteria:

- The extent of the informant's personal involvement in the case
- The significance, value or effect on crime
- The value of assets seized
- The quantity of the drugs or other contraband seized
- The informant's previous criminal activity
- The level of risk taken by the informant

The Investigation Unit supervisor will discuss the above factors with the Investigations Section Lieutenant and recommend the type and level of payment subject to approval by the Professional Standards Division Captain.

#### **604.6.1 PAYMENT PROCESS**

Approved payments to an informant should be in cash using the following process:

- (a) Payments of \$500 and under will be authorized by the Investigations Unit Supervisor and paid in cash from a Investigation Unit buy/expense fund.
  - 1. The Investigation Unit supervisor shall sign the receipt for cash payouts from the buy/expense fund.

# Kirkland Police Department

## Kirkland PD Policy Manual

### *Informants*

---

- (b) Payments exceeding \$500 shall be authorized by the Investigations Section Lieutenant or the Professional Standards Captain.
  - 1. The Investigations Section Lieutenant or the Professional Standards Captain shall sign the receipt from the buy/expense fund.
  - 2. A written statement of the informant's involvement in the case shall be placed in the informant's file.
  - 3. The statement shall be signed by the informant verifying the statement as a true summary of his/her actions in the case.
- (c) To complete the payment process for any amount, the officer delivering the payment shall complete a cash receipt.
  - 1. The cash transfer form shall include the following:
    - (a) Date
    - (b) Payment amount
    - (c) Kirkland Police Department case number
    - (d) A statement that the informant is receiving funds in payment for information voluntarily rendered.
  - 2. The cash receipt shall be signed by the informant, the investigator and as outlined above in (a) or (b).
  - 3. A copy of the receipt will be kept in the informant's file.

#### 604.6.2 REPORTING OF PAYMENTS

Each informant receiving a cash payment shall be advised of his/her responsibility to report the cash to the Internal Revenue Service (IRS) as income. If funds distributed exceed \$600 in any reporting year, the informant should be provided IRS Form 1099 (26 CFR 1.6041-1). If such documentation or reporting may reveal the identity of the informant and by doing so jeopardize any investigation, the safety of officers or the safety of the informant (26 CFR 1.6041-3), then IRS Form 1099 should not be issued.

In such cases, the informant shall be provided a letter identifying the amount he/she must report on a tax return as "other income" and shall be required to provide a signed acknowledgement of receipt of the letter. The completed acknowledgement form and a copy of the letter shall be retained in the informant's file.

#### 604.6.3 AUDIT OF PAYMENTS

The Investigation Unit supervisor or the authorized designee shall be responsible for compliance with any audit requirements associated with grant provisions and applicable state and federal law.

At least once every six months, the Investigations Section Lieutenant or the Professional Standards Captain should conduct an audit of all informant funds for the purpose of accountability and security of the funds. The funds and related documents (e.g., buy/expense fund records, cash transfer forms, invoices, receipts and logs) will assist with the audit process.

# Eyewitness Identification

## 605.1 PURPOSE AND SCOPE

This policy sets forth guidelines to be used when members of this department employ eyewitness identification techniques.

### 605.1.1 DEFINITIONS

Definitions related to the policy include:

**Eyewitness identification process** - Any field identification, live lineup or photographic identification.

**Field identification** - A live presentation of a single individual to a witness following the commission of a criminal offense for the purpose of identifying or eliminating the person as the suspect.

**Live lineup** - A live presentation of individuals to a witness for the purpose of identifying or eliminating an individual as the suspect.

**Photographic lineup** - Presentation of photographs to a witness for the purpose of identifying or eliminating an individual as the suspect.

## 605.2 POLICY

The Kirkland Police Department will strive to use eyewitness identification techniques, when appropriate, to enhance the investigative process and will emphasize identifying persons responsible for crime and exonerating the innocent.

## 605.3 INTERPRETIVE SERVICES

Members should make a reasonable effort to arrange for an interpreter before proceeding with eyewitness identification if communication with a witness is impeded due to language or hearing barriers.

Before the interpreter is permitted to discuss any matter with the witness, the investigating member should explain the identification process to the interpreter. Once it is determined that the interpreter comprehends the process and can explain it to the witness, the eyewitness identification may proceed as provided for within this policy.

## 605.4 EYEWITNESS IDENTIFICATION PROCESS AND FORM

The Investigation Unit supervisor shall be responsible for the development and maintenance of an eyewitness identification process for use by members when they are conducting eyewitness identifications.

The process should include appropriate forms or reports that provide:

- (a) The date, time and location of the eyewitness identification procedure.
- (b) The name and identifying information of the witness.

# Kirkland Police Department

## Kirkland PD Policy Manual

### *Eyewitness Identification*

---

- (c) The name of the person administering the identification procedure.
- (d) If applicable, the names of all of the individuals present during the identification procedure.
- (e) An instruction to the witness that it is as important to exclude innocent persons as it is to identify a perpetrator.
- (f) An instruction to the witness that the perpetrator may or may not be among those presented and that the witness is not obligated to make an identification.
- (g) If the identification process is a photographic or live lineup, an instruction to the witness that the perpetrator may not appear exactly as he/she did on the date of the incident.
- (h) An instruction to the witness that the investigation will continue regardless of whether an identification is made by the witness.
- (i) A signature line where the witness acknowledges that he/she understands the identification procedures and instructions.
- (j) A statement from the witness in the witness's own words describing how certain he/she is of the identification or non-identification. This statement should be taken at the time of the identification procedure.

#### **605.5 EYEWITNESS IDENTIFICATION**

Members are cautioned not to, in any way influence a witness as to whether any subject or photo presented in a lineup is in any way connected to the case. Members should avoid mentioning that:

- The individual was apprehended near the crime scene.
- The evidence points to the individual as the suspect.
- Other witnesses have identified or failed to identify the individual as the suspect.

In order to avoid undue influence, witnesses should view suspects or a lineup individually and outside the presence of other witnesses. Witnesses should be instructed to avoid discussing details of the incident or of the identification process with other witnesses.

Whenever feasible, the eyewitness identification procedure should be audio and/or video recorded and the recording should be retained according to current evidence procedures.

#### **605.6 DOCUMENTATION**

A thorough description of the eyewitness process and the results of any eyewitness identification should be documented in the case report.

If a photographic lineup is utilized, a copy of the photographic lineup presented to the witness should be included in the case report. In addition, the order in which the photographs were presented to the witness should be documented in the case report.

# Kirkland Police Department

## Kirkland PD Policy Manual

### *Eyewitness Identification*

---

#### **605.7 PHOTOGRAPHIC AND LIVE LINEUP CONSIDERATIONS**

When practicable, the member presenting the lineup should not be involved in the investigation of the case or know the identity of the suspect.

In no case should the member presenting a lineup to a witness know which photograph or person in the lineup is being viewed by the witness. Techniques to achieve this include randomly numbering photographs, shuffling folders or using a computer program to order the persons in the lineup.

Individuals in the lineup should reasonably match the description of the perpetrator provided by the witness and should bear similar characteristics to avoid causing any person to unreasonably stand out. In cases involving multiple suspects, a separate lineup should be conducted for each suspect. The suspects should be placed in a different order within each lineup.

The member presenting the lineup to a witness should do so sequentially (i.e., show the witness one person at a time) and not simultaneously. The witness should view all persons in the lineup.

A live lineup should only be used before criminal proceedings have been initiated against the suspect. If there is any question as to whether any criminal proceedings have begun, the investigating member should contact the appropriate prosecuting attorney before proceeding.

#### **605.8 FIELD IDENTIFICATION CONSIDERATIONS**

Field identifications, also known as field elimination show-ups or one-on-one identifications, may be helpful in certain cases, where exigent circumstances make it impracticable to conduct a photo or live lineup identifications. A field elimination show-up or one-on-one identification should not be used when independent probable cause exists to arrest a suspect. In such cases a live or photo lineup is the preferred course of action if eyewitness identification is contemplated.

When initiating a field identification, the member should observe the following guidelines:

- (a) Obtain a complete description of the suspect from the witness.
- (b) Assess whether a witness should be included in a field identification process by considering:
  - 1. The length of time the witness observed the suspect.
  - 2. The distance between the witness and the suspect.
  - 3. Whether the witness could view the suspect's face.
  - 4. The quality of the lighting when the suspect was observed by the witness.
  - 5. Whether there were distracting noises or activity during the observation.
  - 6. Any other circumstances affecting the witness's opportunity to observe the suspect.
  - 7. The length of time that has elapsed since the witness observed the suspect.
- (c) If safe and practicable, the person who is the subject of the show-up should not be handcuffed or in a patrol vehicle.



# Kirkland Police Department

## Kirkland PD Policy Manual

### *Eyewitness Identification*

---

- (d) When feasible, members should bring the witness to the location of the subject of the show-up, rather than bring the subject of the show-up to the witness.
- (e) The person who is the subject of the show-up should not be shown to the same witness more than once.
- (f) In cases involving multiple suspects, witnesses should only be permitted to view the subjects of the show-up one at a time.
- (g) The person who is the subject of the show-up should not be required to put on clothing worn by the suspect, to speak words uttered by the suspect or to perform other actions mimicking those of the suspect.
- (h) If a witness positively identifies a subject of the show-up as the suspect, members should not conduct any further field identifications with other witnesses for that suspect. In such instances members should document the contact information for any additional witnesses for follow up, if necessary.

## Brady Material Disclosure

### 606.1 PURPOSE AND SCOPE

This policy establishes guidelines for identifying and releasing potentially exculpatory or impeachment information (so-called "*Brady* information") to a prosecuting attorney.

#### 606.1.1 DEFINITIONS

Definitions related to this policy include:

**Brady Information** - Information known or possessed by the Kirkland Police Department that is both favorable and material to the current prosecution or defense of a criminal defendant.

**Exculpatory Evidence** - Evidence is exculpatory if it is evidence that is favorable to the defendant, is material to the guilt, innocence, or punishment of the defendant, and impeachment evidence that may impact the credibility of a government witness, including a police officer. Exculpatory evidence must be disclosed.

**Materiality** - Evidence is material only if there is a reasonable probability that had the evidence been disclosed to the defense the result of the proceeding would have been different. A "reasonable probability" is established when the failure to disclose the evidence could reasonably be taken to put the whole case in such a different light as to undermine confidence in the verdict. Such evidence must have a specific, plausible connection to the case, and must demonstrate more than minor inaccuracies. Evidence is material if it is facially apparent as exculpatory.

**Impeachment Evidence** - Evidence that might be used to impeach a witness is exculpatory evidence and must be disclosed to the defense by the prosecutor. Impeachment evidence is evidence that demonstrates that a witness is biased or prejudiced against a party, has some other motive to fabricate testimony, has a poor reputation for truthfulness or has past specific incidents that are probative of the witness' truthfulness or untruthfulness. Prior inconsistent statements are impeachment evidence. Impeachment evidence that is merely cumulative (i.e. duplicative to evidence already provided or presented) or impeaches on a collateral issue need not be disclosed.

\*Admissibility of impeachment evidence is determined on a case by case basis by the courts. Therefore even evidence that is likely to be inadmissible can still be considered Brady information, and thus be required to be submitted to the prosecutor.

### 606.2 POLICY

The Kirkland Police Department will conduct fair and impartial criminal investigations and will provide the prosecution with both incriminating and exculpatory evidence, as well as information that may adversely affect the credibility of a witness. In addition to reporting all evidence of guilt, the Kirkland Police Department will assist the prosecution by complying with its obligation to disclose information that is both favorable and material to the defense. The Department will identify and disclose to the prosecution potentially exculpatory information, as provided in this policy.

# Kirkland Police Department

## Kirkland PD Policy Manual

### *Brady Material Disclosure*

---

#### **606.3 DISCLOSURE OF INVESTIGATIVE INFORMATION**

Officers must include in their investigative reports adequate investigative information and reference to all material evidence and facts that are reasonably believed to be either incriminating or exculpatory to any individual in the case. If an officer learns of potentially incriminating or exculpatory information any time after submission of a case, the officer or the handling investigator must prepare and submit a supplemental report documenting such information as soon as practicable. Supplemental reports shall be promptly processed and transmitted to the prosecutor's office.

If information is believed to be privileged or confidential (e.g., informant or attorney-client information, attorney work product), the officer should discuss the matter with a supervisor and/or prosecutor to determine the appropriate manner in which to proceed.

Evidence or facts are considered material if there is a reasonable probability that they would affect the outcome of a criminal proceeding or trial. Determining whether evidence or facts are material often requires legal or even judicial review. If an officer is unsure whether evidence or facts are material, the officer should address the issue with a supervisor.

Supervisors who are uncertain about whether evidence or facts are material should address the issue in a written memo to an appropriate prosecutor. A copy of the memo should be retained in the Department case file.

#### **606.4 BRADY PROCESS**

The Chief of Police shall select a member of the Department to coordinate requests for *Brady* information. This person shall be directly responsible to the Professional Standards Deputy Chief or the authorized designee.

The responsibilities of the coordinator include but are not limited to:

- (a) Working with the appropriate prosecutors' offices and the City Attorney's office to establish systems and processes to determine what constitutes *Brady* information and the method for notification and disclosure (RCW 10.93.180).
- (b) Reporting to the appropriate prosecutor of any jurisdiction where an officer may testify (RCW 10.93.180):
  - 1. Any act by An officer that may be potentially exculpatory to a criminal defendant and/or misconduct that an officer engaged in that affects their credibility within 10 days of discovery of the act.
  - 2. Information about a newly hired officer with a prior potential impeachment disclosure within 10 days of hiring.
- (c) Maintaining a current list of members who have *Brady* information in their files or backgrounds.
  - 1. Updating this list whenever potential *Brady* information concerning any department member becomes known to the Department or is placed into a personnel or internal affairs file.

# Kirkland Police Department

## Kirkland PD Policy Manual

### *Brady Material Disclosure*

---

#### **606.5 DISCLOSURE OF REQUESTED INFORMATION**

The Chief of Police, or their designee, shall review all internal investigation files to determine if any possible *Brady* information exists on any employees who may be called as witnesses by the prosecution. If such information exists, it must be submitted to the prosecutor. The prosecution is under a continuing duty to disclose *Brady* information and therefore the Kirkland Police Department must also notify the prosecutor any time they become aware of new *Brady* information.

If the department receives a request from a prosecutor for possible *Brady* information on an employee/officer, the department shall comply with the request as soon as practicable and according to the policies and procedures below:

- (a) **Sustained Findings of Misconduct Related to Dishonesty or False Statements**
  - The department shall disclose to the prosecution as *Brady* material information regarding any final determination by the Chief of Police of a sustained finding related to an employee's/officer's dishonesty, false statements or untruthfulness, written or verbal, regardless of whether or not discipline was given. The department shall follow current policies regarding document retention for substantiated/sustained/founded findings and disciplinary processes.
    1. Allegations that are not substantiated, are not credible, without merit, false or have been determined to be unfounded are not *Brady* information.
- (b) **Sustained Findings of Biased Policing, Racial Profiling, Malicious Harassment, or any other Conduct That Suggests Bias Against a Class of People** - The department shall disclose to the prosecution as *Brady* material information regarding any final determination by the Chief of Police of a sustained finding related to an employee's/officer's sustained findings of biased policing, racial profiling, malicious harassment, or any other conduct that suggests bias against a class of people (e.g. race, ethnicity, age, sexual orientation, gender, disability, economic status, or other personal characteristics).
- (c) **Criminal Convictions** - The department shall disclose to the prosecution as *Brady* material information regarding criminal convictions of an employee/officer related to dishonesty or untruthfulness, if known.
- (d) **In-Lieu-of Actions/Agreements** - Actions / agreements such as resignation, demotion, retirement or separation from service of an employee/officer in lieu of disciplinary action may be *Brady* information if it is relevant to the case at hand. The Chief of Police, or their designee, shall consult with the appropriate legal counsel in making a determination if information not related to substantiated findings is potential *Brady* information or in cases where he or she is uncertain regarding what action to take
- (e) **Current or Ongoing Investigations** - Pending criminal or administrative investigations are considered preliminary in nature, and the prosecution has no obligation to communicate preliminary, challenged or speculative information to the defense counsel, *U.S. v. Agurs*, 427 U.S. 97, 109, fn. 16 (1976). The Chief of Police, or their designee, shall consult with the appropriate legal counsel in making

# Kirkland Police Department

## Kirkland PD Policy Manual

### *Brady Material Disclosure*

---

a determination if information not related to substantiated findings is potential *Brady* information or in cases where he or she is uncertain regarding what action to take.

If *Brady* information is located, the department will follow the current King County Prosecuting Attorney's Office *Brady* Committee protocol and the following procedures shall apply:

- (a) In the event that a motion has not already been filed by the criminal defendant or other party, the prosecuting attorney and department member shall be notified of the potential presence of *Brady* material in the member's personnel file.
- (b) If the court determines that there is relevant *Brady* material contained in the files, only that material ordered released will be copied and released to the parties filing the motion.
- (c) If a court has determined that relevant *Brady* information is contained in the member's file in any case, the prosecutor should be notified of that fact in all future cases involving that member.

The Chief of Police, or their designee, should examine on a continual basis the personnel files and/or internal affairs files of all officers who may be material witnesses in criminal cases to determine whether they contain *Brady* information. The obligation to provide *Brady* information is ongoing. If any new *Brady* information is identified, the prosecuting attorney should be notified.

#### 606.5.1 NOTIFICATION TO AFFECTED EMPLOYEE/OFFICER

If potential *Brady* information is found, the department shall notify the employee/officer who is the subject of the potential *Brady* information. The employee/officer notification shall include the opportunity to review the information that will be presented to the prosecutor. The notification shall comply with all policies and procedures, collective bargaining agreements and other applicable regulations. If the possible *Brady* information identifies any other individual who may have privacy rights to the information, the department shall notify that person of the department's intent to provide the information to the prosecutor and/or court.

#### 606.6 INVESTIGATING BRADY ISSUES

If the Department receives information from any source that a member may have issues of credibility, dishonesty, or has been engaged in an act of moral turpitude or criminal conduct, the information shall be investigated and processed in accordance with the Personnel Complaints Policy (RCW 10.93.150).

#### 606.7 TRAINING

Department personnel should receive periodic training on the requirements of this policy.

## Surveillance Van Operations

### 607.1 APPROVAL FOR USE

- (a) The surveillance van is available for use by investigations and patrol personnel.
- (b) the surveillance van is available with a special request to outside agencies.
- (c) Use of the surveillance van requires approval by the on-duty supervisor.
- (d) Use by outside agencies requires approval of the on-duty or on-call Detective supervisor.
- (e) All surveillance van operators shall be familiar with surveillance van policy and procedure prior to operation of the surveillance van.

### 607.2 CHECKOUT PROCEDURES

#### Check out procedures

- (a) After obtaining approval to use the van, the operator shall complete a van check out log sheet. These log sheets will be available in the Investigations office in the forms area and in the van itself.
- (b) A van inspection will be completed prior to taking the van out and any deficiencies shall be noted on the check-out form and brought to the attention of the Investigations Sergeant as soon as possible.
- (c) The van inspection form will be turned into the Investigation Sergeant's in-basket.
- (d) Keys to the van are located in the Investigations office.

#### Van operation

- (a) The operation of the van shall be in compliance with current policies.
- (b) Officer safety concerns shall be considered when positioning the van and the following shall apply when the officers are in the rear of the van on surveillance duty:
  - 1. The parking brake shall be set.
  - 2. The keys shall be removed from the ignition.
  - 3. All doors to the van shall be locked.
  - 4. Officers shall refrain from excessively moving around to prevent the van from moving.

#### Use of Equipment

The use of equipment in the van will be conducted as described in the procedures posted in the surveillance van.

## Computer Voice Stress Analyzer (CVSA)

### 608.1 PURPOSE

The CVSA (Computer Voice Stress Analyzer) is a tool used by law enforcement for the purpose of determining truthfulness, eliminating persons from suspicion and identifying and targeting those who are deceptive.

The CVSA allows investigators to obtain quick and timely intelligence, thus making for a more efficient use of time and resources. Additionally, the CVSA can be used to screen prospective employees for behaviors or characteristics that would be incompatible with our organization.

### 608.2 PROCEDURES

The CVSA will only be administered by a Certified CVSA Examiner.

- (a) The Examiner will keep a log of all CVSA applications. This will include:
  - 1. Date
  - 2. Time
  - 3. Case number
  - 4. Examiner's name
  - 5. Name of subject
  - 6. Person requesting CVSA
  - 7. Outside agency requesting CVSA.
- (b) Any investigator may authorize a CVSA examination following the guidelines established in the following procedure.

### 608.3 CVSA USE

- (a) The CVSA is an excellent aid to law enforcement investigations. However, investigators must remember that the CVSA is a supplement to, not a substitute for, a good field investigation;
- (b) The final result of a CVSA examination will be based, in great measure, upon the thoroughness of the investigation prior to having the person take the examination. The best time to use the CVSA is when the investigation has narrowed down to one or several individuals who, after preliminary interrogation, still maintain their truthfulness and innocence;
- (c) In an official criminal investigation, within the statutory authority, the examination may be conducted upon;
  - 1. Suspects
  - 2. Victims
  - 3. Witnesses
  - 4. On other matters only upon the order of the Investigations Division Supervisor.

# Kirkland Police Department

## Kirkland PD Policy Manual

### *Computer Voice Stress Analyzer (CVSA)*

---

- (d) CVSA examinations will not be conducted on a person once they have been formally charged with a crime, except when a stipulation and agreement is made by the King County Prosecutor's Office or the Kirkland Prosecutor's Office. Other exceptions may be authorized and should be referred to the Certified CVSA Examiner for approval.

#### **608.4 INVESTIGATOR'S REQUEST**

##### Preliminary Arrangements for CVSA Examinations

- (a) A CVSA examination must be administered under strictly controlled conditions; therefore, the examination will be conducted at the Kirkland Police Department in an enclosed office.
- (b) When a CVSA examination is requested, the Certified CVSA Examiner will advise the requesting person or the requesting agency of the first open time and a definite appointment will be made.
  - 1. The Certified CVSA Examiner will be the only one to make and confirm all appointments.

##### Necessary Case Records the Investigator will provide the Examiner

- (a) Crime reports of suspected offense(s);
- (b) Background information of the person to be examined;
- (c) Any statements or denials made by the person;
- (d) While in the CVSA session, the custody and the well-being of the person being tested will be the responsibility of the Certified CVSA Examiner. The investigator will be able to view the entire CVSA examination from an observation room, if provided.

##### Examination

- (a) Preferably, on the day of the examination, the person should not be interrogated. Intensive interrogation should be avoided prior to the examination so an accurate determination of truthfulness or untruthfulness of the person can be accomplished. If this is unavoidable, the person should be allowed to rest and to be by himself/herself for at least thirty minutes prior to the examination. This can be accomplished while the examiner learns the case facts from the investigator;
- (b) If deemed necessary, the person may be interviewed briefly prior to the examination, but only to determine opportunity to commit the crime and motive or desire. Prolonged interrogation of a person produces an exhausted or antagonistic person who may then not be a fit subject for the examination.
- (c) Examinee should be in the proper condition to take the examination;
  - 1. It is desirable that the person has a normal amount of food and sleep during the twenty-four period preceding the CVSA examination. A person's physical and mental condition should be as nearly normal as possible;
- (d) Suggested information to be given or withheld from the person:
  - 1. Method of CVSA examination;



# Kirkland Police Department

## Kirkland PD Policy Manual

### Computer Voice Stress Analyzer (CVSA)

---

- (a) The CVSA examinee should not be advised of the method by which the examination is to be conducted. The person should be told that they will feel no discomfort, will not be subject to injections of any type, and that the entire procedure will be explained by the Certified CVSA Examiner.
  - (b) The officer should assure the examinee of the competency of the Certified CVSA Examiner and the soundness of the CVSA technique.
2. Details of crime to be withheld;
- (a) The investigating officer should avoid disclosing to the person any details or facts established during the investigation.
  - (b) Facts concerning the crime, which could only be known by the perpetrators, should never be told to the person, press, or the general public. These facts could be of vital importance to the Certified CVSA Examiner in test and question formulation.

#### **608.5 FACTORS THAT MAY PROHIBIT EXAMINATIONS**

A CVSA examination will not be conducted on any person, if the Certified CVSA Examiner feels the person to be physically or mentally unfit, or the examination may be a detriment to his/her health.

An examination will only be given to a person who has voluntarily agreed to submit to the examination in writing, except when ordered by the Court.

Consent forms for juveniles to be tested must be signed by the parent or legal guardian.

#### **608.6 ADMINISTERING THE EXAMINATION**

Both the investigator and the subject should be prepared to stay whatever length of time is necessary for the examination;

The investigator, or agency representative, will be required to be present if the examinee is potentially violent, a juvenile or is in custody.

#### **608.7 REPORTS AND EVIDENCE PROCEDURES**

##### Reports

- (a) The CVSA Examiner will generate a report on each CVSA Examination, to include charts.
  - 1. Criminal Investigations – the report and charts will be submitted with the case report.
  - 2. Background Investigations – the report and charts should be submitted with the background file.
- (b) Reports & charts for CVSA Examinations involving criminal investigations will be saved electronically and submitted to the Property Room as evidence.
- (c) Reports & charts for CVSA Examinations involving background investigations may be saved on the CVSA computer laptop.

##### Peer Review of Reports

# Kirkland Police Department

## Kirkland PD Policy Manual

### Computer Voice Stress Analyzer (CVSA)

---

- (a) The CVSA Examiner is required to contact additional certified CVSA Examiners for a peer review on the reports & charts generated by a CVSA Examination.

### Evidence Procedures

- (a) Reports & charts from CVSA Examinations involving criminal investigations will be submitted into evidence using normal evidence procedures.

# Sexual Assault Investigations

## 609.1 PURPOSE AND SCOPE

The purpose of this policy is to establish guidelines for the investigation of sexual assaults. These guidelines will address some of the unique aspects of such cases and the effects that these crimes have on the victims.

Mandatory notification requirements are addressed in the Child Abuse and Adult Abuse policies.

### 609.1.1 DEFINITIONS

Definitions related to this policy include:

**Sexual assault:** Any crime or attempted crime of a sexual nature, to include, but not limited to, offenses defined in RCW 9A.44.010 et seq. and RCW 9A.64.020.

**Sexual Assault Nurse Examiners (SANE):** Registered nurses who have completed specialized education and clinical preparation in the medical forensic care of the patient who has experienced sexual assault or abuse.

## 609.2 POLICY

It is the policy of the Kirkland Police Department that its members, when responding to reports of sexual assaults, will strive to minimize the trauma experienced by the victims, and will aggressively investigate sexual assaults, pursue expeditious apprehension and conviction of perpetrators, and protect the safety of the victims and the community.

## 609.3 QUALIFIED INVESTIGATORS

Qualified investigators should be available for assignment of sexual assault investigations. These investigators should:

- (a) Have specialized training in, and be familiar with, interview techniques and the medical and legal issues that are specific to sexual assault investigations.
- (b) Conduct follow-up interviews and investigation.
- (c) Present appropriate cases of alleged sexual assault to the prosecutor for review.
- (d) Coordinate with other enforcement agencies, social service agencies and medical personnel as needed.
- (e) Provide referrals to therapy services, victim advocates and support for the victim.

## 609.4 REPORTING

In all reported or suspected cases of sexual assault, a report should be written and assigned for follow-up investigation. This includes incidents in which the allegations appear unfounded or unsubstantiated. No opinion of whether the case is unfounded should be included in a report.

# Kirkland Police Department

## Kirkland PD Policy Manual

### *Sexual Assault Investigations*

---

#### **609.5 VICTIM INTERVIEWS**

The primary considerations in sexual assault investigations, which begin with the initial call to NORCOM, should be the health and safety of the victim, the preservation of evidence, and preliminary interviews to determine if a crime has been committed and to attempt to identify the suspect.

An in-depth follow-up interview should not be conducted until after the medical and forensic examinations are completed and the personal needs of the victim have been met (e.g., change of clothes, bathing). The follow-up interview may be delayed to the following day based upon the circumstances. Whenever practicable, the follow-up interview should be conducted by a qualified investigator.

Victims should be apprised of applicable victim's rights provisions, as outlined in the Victim Witness Assistance Policy.

##### **609.5.1 VICTIM PERSONAL REPRESENTATIVE AND ADVOCATE**

A victim may choose a personal representative to accompany him/her to the hospital or other health care facility and to any proceeding concerning the alleged sexual assault, including interviews. A personal representative includes a friend, relative, attorney, or employee or volunteer from a community sexual assault program or specialized treatment service provider (RCW 70.125.030; RCW 70.125.060).

The victim may also choose to consult with a sexual assault survivor's advocate throughout the investigatory process of the case. The assigned investigator should ensure the advocate has access to the victim during the process (RCW 70.125.110).

##### **609.5.2 CVSA EXAMINATION OF VICTIM**

Victims of alleged sex offenses shall not be asked or required to submit to a CVSA examination or other truth telling device as a condition for proceeding with the investigation of the offense. The refusal of a victim to submit to a CVSA or other truth telling device shall not by itself prevent the investigation, charging or prosecution of the offense (RCW 10.58.038; 34 USC § 10451).

#### **609.6 COLLECTION AND TESTING OF BIOLOGICAL EVIDENCE**

Whenever possible, a SANE nurse should be involved in the collection of forensic evidence from the victim.

When the facts of the case indicate that collection of biological evidence is warranted, it should be collected regardless of how much time has elapsed since the reported assault.

If a drug-facilitated sexual assault is suspected, urine and blood samples should be collected from the victim as soon as practicable.

Subject to requirements set forth in this policy, biological evidence from all sexual assault cases, including cases where the suspect is known by the victim, should be submitted for testing. Victims who choose not to assist with an investigation, do not desire that the matter be investigated or

# Kirkland Police Department

## Kirkland PD Policy Manual

### *Sexual Assault Investigations*

---

wish to remain anonymous may still consent to the collection of evidence under their control. In these circumstances, the evidence should be collected and stored appropriately.

#### 609.6.1 COLLECTION AND TESTING REQUIREMENTS

Members investigating sexual assaults or handling related evidence are required to do the following:

- (a) Sexual assault examination kits shall be submitted to an approved lab within 30 days with a request for testing prioritization when either of the following conditions are met (RCW 5.70.040):
  1. A related report or complaint is received by the Department alleging a sexual assault or other crime has occurred and the victim has consented to the submission.
  2. The victim is an unemancipated person 17 years of age or younger.
- (b) Facilitate the collection of an unreported sexual assault kit from a collecting entity when this department has jurisdiction to investigate any related criminal allegations (RCW 5.70.030).

Additional guidance regarding evidence retention and destruction is found in the Property and Evidence Policy.

#### 609.6.2 STATEWIDE SEXUAL ASSAULT KIT TRACKING SYSTEM

Members investigating a sexual assault should work with department Evidence Technicians to ensure that biological evidence is tracked appropriately in the statewide sexual assault kit tracking system (RCW 35.21.195; RCW 36.28.200).

#### 609.6.3 DNA TEST RESULTS

Members investigating sexual assault cases should notify victims of any DNA test results as soon as reasonably practicable.

A victim's advocate and/or Mental Health Provider should be consulted regarding the best way to deliver biological testing results to a victim so as to minimize victim trauma, especially in cases where there has been a significant delay in getting biological testing results (e.g., delays in testing the evidence or delayed DNA databank hits). Members should make reasonable efforts to assist the victim by providing available information on local assistance programs and organizations as provided in the Victim Witness Assistance Policy.

Members investigating sexual assaults cases should ensure that DNA results are entered into databases when appropriate and as soon as practicable.

### **609.7 DISPOSITION OF CASES**

If the assigned investigator has reason to believe the case is without merit, the case may be classified as unfounded only upon review and approval of the Investigation Unit supervisor.

Classification of a sexual assault case as unfounded requires the Investigation Unit supervisor to determine that the facts have significant irregularities with reported information and that the

# Kirkland Police Department

## Kirkland PD Policy Manual

### *Sexual Assault Investigations*

---

incident could not have happened as it was reported. When a victim has recanted his/her original statement, there must be corroborating evidence that the allegations were false or baseless (i.e., no crime occurred) before the case should be determined as unfounded.

#### **609.8 CASE REVIEW**

The Investigation Unit supervisor should ensure cases are reviewed upon completion. The reviews should include an analysis of:

- Case dispositions.
- Decisions to collect biological evidence.
- Submissions of biological evidence for lab testing.

It is the practice of the Kirkland Police Department that all sexual assault investigations, once completed, are sent for review by the King County Prosecutor's Office Sexual Assault Unit, with the exception of cases where the victim declines to cooperate.

##### **609.8.1 RETENTION**

The Investigation Unit supervisor should ensure evidence, investigatory reports, and records related to violent or sex offenses are appropriately marked for retention under RCW 5.70.010.

#### **609.9 RELEASING INFORMATION TO THE PUBLIC**

In cases where the perpetrator is not known to the victim, and especially if there are multiple crimes where more than one appear to be related, consideration should be given to releasing information to the public whenever there is a reasonable likelihood that doing so may result in developing helpful investigative leads. The Investigation Unit supervisor should weigh the risk of alerting the suspect to the investigation with the need to protect the victim and the public, and to prevent more crimes.

#### **609.10 CASE STATUS NOTIFICATION**

The investigator assigned to the case should keep the victim informed of the status of the investigation in a timely manner. The victim should be informed of the expected and appropriate time frames for receiving a response to inquiries made regarding the status of the investigation (RCW 5.70.005; RCW 70.125.110).

The investigator should provide the victim with contact information for the assigned prosecutor, if available, to receive updates related to the prosecution of the case (RCW 70.125.110).

#### **609.11 TRAINING**

Subject to available resources, periodic training should be provided to:

- (a) Members who are first responders. Training should include:
  1. Initial response to sexual assaults.
  2. Legal issues.
  3. Victim advocacy.

# Kirkland Police Department

## Kirkland PD Policy Manual

### *Sexual Assault Investigations*

---

4. Victim's response to trauma.
- (b) Qualified investigators, who should receive advanced training on additional topics. Advanced training should include:
1. Interviewing sexual assault victims.
  2. SART.
  3. Medical and legal aspects of sexual assault investigations.
  4. Serial crimes investigations.
  5. Use of community and other federal and state investigative resources, such as the Violent Criminal Apprehension Program (ViCAP).
  6. Techniques for communicating with victims to minimize trauma.
  7. The course provided by the Washington State Criminal Justice Training Commission on investigating sexual assault and other gender-based violence cases developed pursuant to RCW 43.101.272. Qualified investigators and the Investigation Unit supervisor shall complete this course within a year of assignment.
  8. Proper protocol for the use of the statewide sexual assault kit tracking system (RCW 35.21.195; RCW 36.28.200).

## Warrant Service

### 610.1 PURPOSE AND SCOPE

This policy establishes guidelines for the planning and serving of arrest and search warrants by members of this department. It is understood that this policy cannot address every variable or circumstance that can arise in the service of a search or arrest warrant, as these tasks can involve rapidly evolving and unique circumstances.

This policy is intended to be used in conjunction with the Operations Planning and Deconfliction Policy, which has additional guidance on planning and serving high-risk warrants.

This policy is not intended to address the service of search warrants on locations or property already secured or routine field warrant arrests by patrol officers.

#### 610.1.1 DEFINITIONS

Definitions related to this policy include:

**High-risk operations** - Operations, including service of search and arrest warrants and sting operations, that are likely to present higher risks than are commonly faced by officers on a daily basis, including suspected fortified locations, reasonable risk of violence or confrontation with multiple persons, or reason to suspect that persons anticipate the operation.

### 610.2 POLICY

It is the policy of the Kirkland Police Department to balance the safety needs of the public, the safety of department members, privacy interests and other relevant factors when making decisions related to the service of search and arrest warrants. The Kirkland Police Department has a "no knock" warrant prohibition (RCW 10.31.040).

### 610.3 OPERATIONS DIRECTOR

The Professional Standards Division Deputy Chief, or their designee, shall review all threat assessment forms that meet the criteria for a potential high-risk service with the involved supervisor to determine the risk level of the warrant service.

The Professional Standards Deputy Chief, or their designee, will also have the responsibility to coordinate service of those warrants that are categorized as high risk. Deconfliction, risk assessment, operational planning, briefing, and debriefing should follow the guidelines in the Operations Planning and Deconfliction Policy.

### 610.4 SEARCH WARRANTS

Officers should receive authorization from a supervisor before preparing a search warrant application. Once authorization is received, the officer will prepare the affidavit and search warrant, consulting with the applicable prosecuting attorney as needed.

If an officer reasonably believes that serving a search warrant may pose a higher risk than commonly faced on a daily basis, the officer should complete the threat assessment form and submit it to their appropriate supervisor. Upon reviewing the threat assessment form, if the



# Kirkland Police Department

## Kirkland PD Policy Manual

### *Warrant Service*

---

supervisor finds that the warrant may rise to a high-risk level, they shall meet with the Professional Standards Deputy Chief, or their designee, for review and classification of risk (see the Operations Planning and Deconfliction Policy).

If the warrant is classified as high risk, the Professional Standards Deputy Chief, or their designee, will coordinate service utilizing the appropriate resources.

#### **610.5 ARREST WARRANTS**

If an officer reasonably believes that serving an arrest warrant may pose a higher risk than commonly faced on a daily basis, the officer should complete the threat assessment form and submit it to their appropriate supervisor. Upon reviewing the threat assessment form, if the supervisor finds that the warrant may rise to a high-risk level, they shall meet with the Operations Director, or their designee, for review and classification of risk (see the Operations Planning and Deconfliction Policy).

If the warrant is classified as high risk, the Professional Standards Deputy Chief, or their designee, will coordinate service utilizing the appropriate resources.

If the warrant is not classified as high risk, the supervisor should weigh the risk of entry into a residence to make an arrest against other alternatives, such as arresting the person outside the residence where circumstances may pose a lower risk.

#### **610.6 WARRANT PREPARATION**

An officer who prepares a warrant should ensure the documentation in support of the warrant contains as applicable:

- (a) Probable cause to support the search or arrest, including relevant dates and times to demonstrate timeliness and facts to support any request for nighttime execution.
  - 1. An officer shall not seek a no-knock warrant. An officer may force entry into a dwelling, house, enclosure, or building to make an arrest only if, after notice of the officer's office and purpose, the officer is refused admittance (RCW 10.31.040).
- (b) A clear explanation of the affiant's training, experience, and relevant education.
- (c) Adequately supported opinions, when relevant, that are not left to unsubstantiated conclusions.
- (d) A nexus between the place to be searched and the persons or items central to the investigation. The facts supporting this nexus should be clear and current. For example, the affidavit shall explain why there is probable cause to believe that a particular person is currently residing at a particular location or that the items sought are present at a particular location.
- (e) Full disclosure of known or suspected residents at the involved location and any indication of separate living spaces at the involved location. For example, it should be disclosed that several people may be renting bedrooms at a single location, even if the exact location of the rooms is not known.

# Kirkland Police Department

## Kirkland PD Policy Manual

### *Warrant Service*

---

- (f) A specific description of the location to be searched, including photographs of the location, if reasonably available.
- (g) A sufficient description of the items to be seized.
- (h) Full disclosure of any known exculpatory information relevant to the warrant application (refer to the Brady Material Disclosure Policy).

#### **610.7 HIGH-RISK WARRANT SERVICE**

The Professional Standards Deputy Chief, or their designee, shall coordinate the service of warrants that are categorized as high risk and in those cases that do not rise to the level of SWAT involvement, shall have sole authority in determining the manner in which the warrant will be served, including the number of officers deployed.

The member responsible for directing the service should ensure the following as applicable:

- (a) When practicable and when doing so does not cause unreasonable risk, video or photographic documentation is made of the condition of the location prior to execution of a search warrant. The images should include the surrounding area and persons present.
- (b) The warrant service is video-recorded when practicable and reasonable to do so. The warrant service may be audio-recorded when announcing to everyone present that the conversation is going to be recorded and said announcement is recorded except if allowed by the warrant (RCW 9.73.030).
- (c) Evidence is handled and collected only by those members who are designated to do so. All other members involved in the service of the warrant should alert one of the designated members to the presence of potential evidence and not touch or disturb the items.
- (d) Reasonable efforts are made during the search to maintain or restore the condition of the location.
- (e) Persons who are detained as part of the warrant service are handled appropriately under the circumstances.
- (f) Reasonable care provisions are made for children and dependent adults (see the Child and Dependent Adult Safety Policy).
- (g) A list is made of all items seized and a copy provided to the person in charge of the premises if present or otherwise left in a conspicuous place.
- (h) A copy of the search warrant is left at the location.
- (i) The condition of the property is documented with video recording or photographs after the search.

#### **610.8 DETENTIONS DURING WARRANT SERVICE**

Officers must be sensitive to the safety risks of all persons involved with the service of a warrant. Depending on circumstances and facts present, it may be appropriate to control movements of any or all persons present at a warrant service, including those who may not be the subject of a warrant or suspected in the case. However, officers must be mindful that only reasonable force

# Kirkland Police Department

## Kirkland PD Policy Manual

### *Warrant Service*

---

may be used and weapons should be displayed no longer than the officer reasonably believes is necessary (see the Use of Force Policy).

As soon as it can be determined that an individual is not subject to the scope of a warrant and that no further reasonable suspicion or safety concerns exist to justify further detention, the person should be promptly released.

Officers should, when and to the extent reasonable, accommodate the privacy and personal needs of people who have been detained.

#### **610.9 ACTIONS AFTER WARRANT SERVICE**

The supervisor shall ensure that all affidavits, warrants, receipts and returns, regardless of any associated cases, are filed with the issuing judge or magistrate as soon as reasonably possible, but in any event no later than any date specified on the warrant.

#### **610.10 OUTSIDE AGENCIES AND CROSS-JURISDICTIONAL WARRANTS**

The Professional Standards Deputy Chief, or their designee, will ensure that cooperative efforts with other agencies in the service of warrants conform to existing mutual aid agreements or other memorandums of understanding and will work cooperatively to mitigate risks including, but not limited to, the following:

- Identity of team members
- Roles and responsibilities
- Familiarity with equipment
- Rules of engagement
- Asset forfeiture procedures

Any outside agency requesting assistance in the service of a warrant within this jurisdiction should be referred to the Professional Standards Deputy Chief, or their designee. The Deputy Chief should review and confirm the warrant, including the warrant location, and should discuss the service with the appropriate supervisor from the other agency. The Captain should ensure that members of the Kirkland Police Department are utilized appropriately. Any concerns regarding the requested use of Kirkland Police Department members should be brought to the attention of the Chief of Police or the authorized designee. The actual service of the warrant will remain the responsibility of the agency requesting assistance.

If the Professional Standards Deputy Chief is unavailable, the Operations Deputy Chief should assume this role if available.

If officers intend to serve a warrant outside Kirkland Police Department jurisdiction, the Professional Standards Deputy Chief, or their designee, should provide reasonable advance notice to the applicable agency, request assistance as needed and work cooperatively on operational planning and the mitigation of risks detailed in this policy.

# Kirkland Police Department

## Kirkland PD Policy Manual

### *Warrant Service*

---

Officers will remain subject to the policies of the Kirkland Police Department when assisting outside agencies or serving a warrant outside Kirkland Police Department jurisdiction.

#### **610.11 MEDIA ACCESS**

No advance information regarding warrant service operations shall be released without the approval of the Chief of Police. Any media inquiries or press release after the fact shall be handled in accordance with the Media Relations Policy.

#### **610.12 DOCUMENTATION**

Documentation related to the service of a warrant shall be maintained in accordance with the established records retention schedule.

#### **610.13 TRAINING**

The Training Sergeant should ensure officers receive periodic training on this policy and associated topics, such as legal issues, warrant preparation, warrant service and reporting requirements.

# Operations Planning and Deconfliction

## 611.1 PURPOSE AND SCOPE

This policy provides guidelines for planning, deconfliction and execution of high-risk operations.

Additional guidance on planning and serving high-risk warrants is provided in the Warrant Service Policy.

### 611.1.1 DEFINITIONS

Definitions related to this policy include:

**High-risk operations** - Operations, including service of search and arrest warrants and sting operations, that are likely to present higher risks than are commonly faced by officers on a daily basis, including suspected fortified locations, reasonable risk of violence or confrontation with multiple persons, or reason to suspect that persons anticipate the operation.

## 611.2 POLICY

It is the policy of the Kirkland Police Department to properly plan and carry out high-risk operations, including participation in a regional deconfliction system, in order to provide coordination, enhance the safety of members and the public, decrease the risk of compromising investigations and prevent duplicating efforts.

## 611.3 OPERATIONAL REVIEW

The Kirkland Police Department utilizes the Threat Assessment for High Risk Operations form, as provided by North Sound Metro SWAT, to assess, plan, and coordinate operations. This form should provide a process to identify high-risk operations.

The Professional Standards Deputy Chief, or their designee, will review threat assessment forms with involved supervisors to determine whether a particular incident qualifies as a high-risk operation. The Deputy Chief, or their designee will also have the responsibility for coordinating operations that are categorized as high risk.

## 611.4 THREAT ASSESSMENT

### 611.4.1 THREAT ASSESSMENT FORM PREPARATION

Officers assigned as operational leads for any operation that may qualify as a high-risk operation shall complete a threat assessment form.

When preparing the form, the officer should query all relevant and reasonably available intelligence resources for information about the subject of investigation, others who may be present and the involved location. These sources may include regional intelligence and criminal justice databases, target deconfliction systems, firearm records, commercial databases and property records. Where appropriate, the officer should also submit information to these resources.

The officer should gather available information that includes, but is not limited to:

# Kirkland Police Department

## Kirkland PD Policy Manual

### *Operations Planning and Deconfliction*

---

- (a) Photographs, including aerial photographs, if available, of the involved location, neighboring yards and obstacles.
- (b) Maps of the location.
- (c) Diagrams of any property and the interior of any buildings that are involved.
- (d) Historical information about the subject of investigation (e.g., history of weapon possession or use, known mental illness, known drug use, threats against police, gang affiliation, criminal history).
- (e) Historical information about others who may be present at the location (e.g., other criminals, innocent third parties, dependent adults, children, animals).
- (f) Obstacles associated with the location (e.g., fortification, booby traps, reinforced doors/windows, surveillance measures, number and type of buildings, geographic and perimeter barriers, the number and types of weapons likely to be present, information that suggests the presence of explosives, chemicals or other hazardous materials, the potential for multiple dwellings or living spaces, availability of keys/door combinations).
- (g) Other environmental factors (e.g., nearby venues such as schools and day care centers, proximity of adjacent homes or other occupied buildings, anticipated pedestrian and vehicle traffic at the time of service).
- (h) Other available options that may minimize the risk to officers and others (e.g., making an off-site arrest or detention of the subject of investigation).

#### 611.4.2 THREAT ASSESSMENT REVIEW

Officers/Investigators will present the threat assessment form and other relevant documents (such as copies of search warrants and affidavits and arrest warrants) to their supervisor for review. Upon reviewing the threat assessment form, if the supervisor finds that the warrant may rise to a high-risk level, they shall meet with the Professional Standards Deputy Chief, or their designee, for review and classification of risk.

The supervisor and Deputy Chief shall confer and determine the level of risk. Supervisors should take reasonable actions if there is a change in circumstances that elevates the risks associated with the operation.

#### 611.4.3 HIGH-RISK OPERATIONS

If the Professional Standards Deputy Chief, or their designee, after consultation with the involved supervisor, determines that the operation is high risk, the captain should:

- (a) Determine what resources will be needed at the location, and contact and/or place on standby any of the following appropriate and available resources:
  - 1. SWAT
  - 2. Additional personnel
  - 3. Outside agency assistance
  - 4. Special equipment
  - 5. Medical personnel

# Kirkland Police Department

## Kirkland PD Policy Manual

### *Operations Planning and Deconfliction*

---

6. Persons trained in negotiation
  7. Additional surveillance
  8. Canines
  9. Evidence Unit or analytical personnel to assist with cataloguing seizures
  10. Forensic specialists
  11. Specialized mapping for larger or complex locations
- (b) Contact the appropriate department members or other agencies as warranted to begin preparation.
- (c) Ensure that all legal documents such as search warrants are complete and have any modifications reasonably necessary to support the operation.
- (d) Coordinate the actual operation.

#### **611.5 DECONFLICTION**

Deconfliction systems are designed to identify persons and locations associated with investigations or law enforcement operations and alert participating agencies when others are planning or conducting operations in close proximity or time or are investigating the same individuals, groups or locations.

The officer who is the operations lead shall ensure the subject of investigation and operations information have been entered in an applicable deconfliction system to determine if there is reported conflicting activity. This should occur as early in the process as practicable, but no later than two hours prior to the commencement of the operation. The officer should also enter relevant updated information when it is received.

If any conflict is discovered, the supervisor will contact the involved jurisdiction and resolve the potential conflict before proceeding.

#### **611.6 OPERATIONS PLAN**

The Professional Standards Deputy Chief, or their designee, should ensure that a written operations plan is developed for all high-risk operations. Plans should also be considered for other operations that would benefit from having a formal plan.

The plan should address such issues as:

- (a) Operation goals, objectives and strategies.
- (b) Operation location and people:
  1. The subject of investigation (e.g., history of weapon possession/use, known mental illness issues, known drug use, threats against police, gang affiliation, criminal history)
  2. The location (e.g., fortification, booby traps, reinforced doors/windows, surveillance cameras and/or lookouts, number/type of buildings, geographic and perimeter barriers, the number and types of weapons likely to be present,

# Kirkland Police Department

## Kirkland PD Policy Manual

### *Operations Planning and Deconfliction*

---

- information that suggests the presence of explosives, chemicals or other hazardous materials, the potential for multiple dwellings or living spaces, availability of keys/door combinations), including aerial photos, if available, and maps of neighboring yards and obstacles, diagrams and other visual aids
3. Other environmental factors (e.g., nearby venues such as schools and day care centers, proximity of adjacent homes or other occupied buildings, anticipated pedestrian and vehicle traffic at the time of service)
  4. Identification of other people who may be present in or around the operation, such as other criminal suspects, innocent third parties and children
- (c) Information from the threat assessment form by attaching a completed copy in the operational plan.
1. The volume or complexity of the information may indicate that the plan includes a synopsis of the information contained on the risk assessment form to ensure clarity and highlighting of critical information.
- (d) Participants and their roles.
1. An adequate number of uniformed officers should be included in the operation team to provide reasonable notice of a legitimate law enforcement operation.
  2. How all participants will be identified as law enforcement.
- (e) Whether deconfliction submissions are current and all involved individuals, groups and locations have been deconflicted to the extent reasonably practicable.
- (f) Identification of all communications channels and call-signs.
- (g) Use of force issues.
- (h) Contingencies for handling medical emergencies (e.g., services available at the location, closest hospital, closest trauma center).
- (i) Plans for detaining people who are not under arrest.
- (j) Contingencies for handling children, dependent adults, animals and other people who might be at the location in accordance with the Child Abuse, Adult Abuse, Child and Dependent Adult Safety and Animal Control Procedures policies.
- (k) Communications plan
- (l) Responsibilities for writing, collecting, reviewing and approving reports.

#### **611.6.1 OPERATIONS PLAN RETENTION**

Since the operations plan contains intelligence information and descriptions of law enforcement tactics, it shall not be filed with the report. The operations plan shall be stored separately and retained in accordance with the established records retention schedule.

#### **611.7 OPERATIONS BRIEFING**

A briefing should be held prior to the commencement of any high-risk operation to allow all participants to understand the operation, see and identify each other, identify roles and



# Kirkland Police Department

## Kirkland PD Policy Manual

### *Operations Planning and Deconfliction*

---

responsibilities and ask questions or seek clarification as needed. Anyone who is not present at the briefing should not respond to the operation location without specific supervisory approval.

- (a) The briefing should include a verbal review of plan elements, using visual aids, to enhance the participants' understanding of the operations plan.
- (b) All participants should be provided a copy of the operations plan and search warrant, if applicable. Participating personnel should be directed to read the search warrant and initial a copy that is retained with the operation plan. Any items to be seized should be identified at the briefing.
- (c) The Professional Standards Deputy Chief, or their designee, shall ensure that all participants are visually identifiable as law enforcement officers.
  - (a) Exceptions may be made by the Deputy Chief for officers who are conducting surveillance or working under cover. However, those members exempt from visual identification should be able to transition to a visible law enforcement indicator at the time of enforcement actions, such as entries or arrests, if necessary.
- (d) The briefing should include details of the communications plan.
  - (a) It is the responsibility of the Professional Standards Deputy Chief, or their designee, to ensure that NORCOM is notified of the time and location of the operation, and to provide a copy of the operation plan prior to officers arriving at the location.
  - (b) If the radio channel needs to be monitored by NORCOM, the dispatcher assigned to monitor the operation should attend the briefing, if practicable, but at a minimum should receive a copy of the operation plan.
  - (c) The briefing should include a communications check to ensure that all participants are able to communicate with the available equipment on the designated radio channel.

#### **611.8 SWAT PARTICIPATION**

If the Professional Standards Deputy Chief, or their designee, determines that SWAT participation is appropriate, the Deputy Chief and the SWAT supervisor shall work together to develop a written plan. The SWAT supervisor shall assume operational control until all persons at the scene are appropriately detained and it is safe to begin a search. When this occurs, the SWAT supervisor shall transfer control of the scene to the handling supervisor. This transfer should be communicated to the officers present.

#### **611.9 MEDIA ACCESS**

No advance information regarding planned operations shall be released without the approval of the Chief of Police. Any media inquiries or press release after the fact shall be handled in accordance with the Media Relations Policy.

# Kirkland Police Department

## Kirkland PD Policy Manual

### *Operations Planning and Deconfliction*

---

#### **611.10 OPERATIONS DEBRIEFING**

High-risk operations should be debriefed as soon as reasonably practicable. The debriefing should include as many participants as possible. This debrief may be separate from any SWAT debriefing.

#### **611.11 TRAINING**

The Training Sergeant should ensure officers and SWAT team members who participate in operations subject to this policy should receive periodic training including, but not limited to, topics such as legal issues, deconfliction practices, operations planning concepts and reporting requirements.

## Interview Rooms

### 612.1 PURPOSE AND SCOPE

This policy provides guidelines and expected practices regarding the use of the Kirkland Police Department's interview rooms located in the Investigations Section.

### 612.2 DEFINITIONS

Definitions related to this policy include:

**Custody** – Circumstances in which a reasonable person would believe that his or her freedom of action has been curtailed such that he or she is not free to leave.

**In-Custody** – Persons who have been arrested for a crime, whether they have been or are to be housed at a jail or a holding cell.

**Electronic Recording** – The preservation by digital means through the use of audio or audio/video recording equipment.

**Suspect** – A person who has either been charged with a crime or a person for whom there is a reasonable basis to believe that he or she may in the future be charged with a crime. Witnesses, victims, and other involved persons who provide information to a law enforcement officer are not considered suspects.

**Interrogation** – When a law enforcement officer's questions, actions, or words are reasonably likely to elicit an incriminating response from a suspect.

**Interview Room** – One of four rooms located in the Investigations Section of the Kirkland Police Department designed for interview and/or interrogation of persons.

**Juvenile** – A person 17 years of age or younger.

**Sight and sound separation** – Locating persons to prevent physical, visual, or auditory contact with other persons.

### 612.3 POLICY

The Kirkland Police Department is committed to ensuring the safety of all persons who are located in an interview room. The Kirkland Police Department is also committed to upholding the constitutional rights of those being interviewed, to include refraining from questions, actions, or words that would lead a person being interviewed to feelings of duress or coercion. A person located in an interview room is not to remain there longer than is necessary or reasonable.

### 612.4 INTERVIEW ROOM PROCEDURES

The following procedures should be followed when using the interview rooms:

- (a) Interview rooms are to be used for both custodial and non-custodial interviews. They are not to be used as temporary detention areas.

# Kirkland Police Department

## Kirkland PD Policy Manual

### *Interview Rooms*

---

- (b) Non-Custody persons shall be patted down for weapons prior to entering the Kirkland Police Department. In-custody persons shall be searched prior to entering the Kirkland Police Department.
- (c) Custody practices regarding juveniles shall be conducted in compliance with the Temporary Custody of Juveniles Policy.
- (d) Two officers need to be available to accomplish an interview in an interview room. This is to ensure an officer will be available to physically monitor, or monitor via video surveillance, an adult person who is being left unattended in an interview room for any reason. Juveniles must be physically monitored at all times while in the interview room, regardless of their custody status and regardless of the availability of audio/video surveillance.
- (e) Property removed from those to be interviewed shall be stored outside the interview room.
- (f) Interview rooms are to be searched for contraband before and after use.
- (g) Officers will secure their firearm(s) prior to entering the interview room with a suspect, but after the person has been searched or patted down for weapons. Gun lockers are located outside the interview room hallway for use by officers.
- (h) Persons being interviewed may be subject to wear restraints depending on their demeanor and the officer's discretion. The use of restraints shall be in compliance with the Use of Restraint Devices Policy.
- (i) An activation alarm button is located on the wall of each interview room and two in the hallway for use by officers during an emergency. When depressed, the alarm button dispatches a private alarm company which, in-turn, notifies NORCOM.
- (j) Access to food, water, restroom facilities, and comfort breaks will be made available to those being interviewed. Accommodations and needs will be provided by the officer with the intention of preventing unreasonable physical and mental hardship to the person being interviewed.
- (k) Juveniles being interviewed shall be sight and sound separated from adults being interviewed.
- (l) No person shall be left unattended in the interview room in excess of 15 minutes.
- (m) All persons left unattended in the interview room shall be monitored by an officer via video recording at all times (adults only). Those not in-custody who express a desire to leave the interview room at any time shall be attended to immediately.
- (n) When an interview room is not in use, the room's door key should remain in place in the door's locking mechanism. The officer conducting the interview shall take possession of the room's door key as they initially enter the room. Rooms should be locked when a person being interviewed is left unattended inside. An exception to this procedure is with juveniles. Juveniles should never be left unattended, even if audio and/or video surveillance is available. If the officer conducting an interview must go elsewhere, another officer must accompany the juvenile as they wait in the interview room. After use, door keys are to be replaced. Extra keys are available to Investigations Section supervisors inside the interview room hallway's wall-mounted combination lock box.

# Kirkland Police Department

## Kirkland PD Policy Manual

### *Interview Rooms*

---

#### **612.5 INTERVIEW PROCEDURES**

The following procedures should be followed while conducting an interview:

- (a) Interview practices regarding juveniles shall be conducted in compliance with the Temporary Custody of Juveniles Policy.
- (b) Miranda Warnings shall be read to those in-custody who are being questioned about a crime.
  - 1. The warnings shall be captured on audio/video recording.
- (c) Those being interviewed shall not be subject to undue mental and emotional duress and interviews should allow for breaks to prevent an interview session lasting longer than is reasonable.
- (d) Consular Notification, when appropriate, shall be afforded to those who have been arrested. This shall be conducted in compliance with the Consular Notification and Immigration Policy.
- (e) Officers should always strive to audio and video record interviews. A person to be interviewed may refuse to be audio and video recorded. Recordings shall be conducted in compliance with the Investigation and Prosecution Policy.
- (f) Officer advisements regarding audio and video recordings of interviews shall be conducted in compliance with RCW 9.73.090:
  - 1. Begin the recording by informing the person to be interviewed that an audio and video recording is being made. Include such notice on the recording.
  - 2. State the current date and time
  - 3. Read Miranda rights at the beginning of the recording (optional if not in-custody).
  - 4. End the recording with a statement of the date and time.

## Unmanned Aerial System (UAS) Operations

### 613.1 PURPOSE AND SCOPE

The purpose of this policy is to establish guidelines for the use of an unmanned aerial system (UAS) and for the storage, retrieval, and dissemination of images and data captured by the UAS, subject to the provisions of the City of Kirkland (City) Unmanned Aircraft System Policy.

#### 613.1.1 DEFINITIONS

Definitions related to this policy include:

**Blanket Certificate of Waiver or Authorization (COA)** - Allows an agency to operate in uncontrolled airspace (Class G,) under 400 feet above ground, within line-of-sight between UAS and operator.

**Certificate of Waiver or Authorization (COA)** - An authorization issued by the Air Traffic Organization to a public operator for a specific UA activity.

**Pilot in Command (PIC)** - Pilot in Command means the person who:

- (a) Has final authority and responsibility for the operation and safety of the flight
- (b) Has been designated as pilot in command before or during the flight; and
- (c) Holds the appropriate category, class, and type rating, if appropriate, for the conduct of the flight

**Small Unmanned Aerial System (UAS)** - An small, unmanned aircraft (under 55 pounds) and its associated elements (including communication links and the components that control the small unmanned aircraft) that are required for the safe and efficient operation of the small unmanned aircraft in the national airspace system.

**Visual Observer** - A person who is designated by the remote Pilot in Command to assist the remote Pilot in Command and the person manipulating the flight controls of the small UAS to see and avoid other air traffic or objects aloft or on the ground.

### 613.2 POLICY

A UAS may be utilized to enhance the Police department's mission of protecting lives and property when other means and resources are not available or are less effective; provided that any use of a UAS will be in strict accordance with constitutional and privacy rights and Federal Aviation Administration (FAA) regulations.

### 613.3 PRIVACY

A UAS potentially involves considerations related to unreasonable searches and seizures and the right to privacy. Operators and observers shall not use a UAS to conduct a search for evidence of a crime unless:

- (a) The search is conducted in compliance with a search warrant or court order, or

# Kirkland Police Department

## Kirkland PD Policy Manual

### *Unmanned Aerial System (UAS) Operations*

---

- (b) The search is conducted in circumstances in which the law does not require a search warrant or court order.

In circumstances not involving a search for evidence of a crime, operators and observers shall protect privacy rights by not unlawfully recording or transmitting images of an individual where that person would have a reasonable expectation of privacy.

Facial recognition software shall not be used.

#### **613.4 FAA REGULATIONS**

UAS operations shall be conducted in compliance with FAA regulations.

#### **613.5 PROGRAM COORDINATOR**

The Chief of Police will appoint a program coordinator who will be responsible for the management of the UAS program. The program coordinator will ensure that policies and procedures conform to current laws, regulations and best practices and will have the following additional responsibilities:

- Coordinating the FAA Certificate of Waiver or Authorization (COA) application process and ensuring that the COA is current.
- Ensuring that all authorized operators and required observers have completed all required FAA and department-approved training in the operation, applicable laws, policies and procedures regarding use of the UAS.
- Developing a uniform protocol for submission and evaluation of requests to deploy a UAS, including urgent requests made during ongoing or emerging incidents. Deployment of a UAS shall require written authorization of the Chief of Police or the authorized designee.
- Developing a protocol for conducting criminal investigations involving a UAS, including documentation of time spent monitoring a subject.
- Implementing a system for public notification of UAS deployment.
- Developing an operational protocol governing the deployment and operation of a UAS including, but not limited to, safety oversight, use of visual observers, establishment of lost link procedures and secure communication with air traffic control facilities.
- Developing a protocol for fully documenting all missions.
- Developing a UAS inspection, maintenance and record-keeping protocol to ensure continuing airworthiness of a UAS, up to and including its overhaul or life limits.
- Developing protocols to ensure that all data intended to be used as evidence are collected in accordance with applicable laws and accessed, maintained, stored, and retrieved in a manner that ensures their integrity as evidence, including strict adherence to chain of custody requirements. Electronic trails, including encryption, authenticity certificates and date and time stamping, shall be used as appropriate to preserve individual rights and to ensure the authenticity and maintenance of a secure evidentiary chain of custody.
- Developing protocols that ensure retention and purge periods are maintained in accordance with established records retention schedules.

# Kirkland Police Department

## Kirkland PD Policy Manual

### *Unmanned Aerial System (UAS) Operations*

---

- Facilitating law enforcement access to images and data captured by the UAS.
- Recommending program enhancements, particularly regarding safety and information security.
- Ensuring that established protocols are followed by monitoring and providing periodic reports on the program to the Chief of Police.

#### **613.6 USE OF UAS**

Only authorized operators who have completed the required training shall be permitted to operate the UAS.

Use of vision enhancement technology (e.g., thermal and other imaging equipment not generally available to the public) is permissible when in compliance with a search warrant or court order or in circumstances under which the law does not require a search warrant or court order. In all other instances, legal counsel should be consulted.

UAS operations should only be conducted in compliance with City and Police Department policies, FAA regulations, and the terms of the COA..

#### **613.7 PROHIBITED USE**

The UAS video surveillance equipment shall not be used:

- To conduct random surveillance activities.
- To target a person based solely on actual or perceived characteristics such as race, ethnicity, national origin, religion, sex, sexual orientation, gender identity or expression, economic status, age, cultural group, or disability.
- To harass, intimidate, or discriminate against any individual or group.
- To conduct personal business of any type.

The UAS shall not be weaponized.

#### **613.8 RETENTION OF UAS DATA**

Data collected by the UAS shall be retained as provided in the established records retention schedule. All such data shall be maintained in accordance with State of Washington Retention Schedules and the requirements of the Washington Public Records Act (PRA), RCW 42.56.

Specifically, UAS video recordings made by the Police Department that do not capture an incident will be retained for 90 days from the date of recording, after which the recordings may be destroyed. For UAS Police Department video recordings that do capture an incident, the recordings will be retained until the matter is resolved and the appeals process has been exhausted, after which the recordings may be destroyed.

The Police Department will comply with the PRA and the the Records Maintenance and Release Policy regarding public records disclosure requests.



## Forensic Genetic Genealogy

### 614.1 PURPOSE AND SCOPE

This policy provides guidance for the use of forensic genetic genealogy (FGG) to generate investigative leads.

#### 614.1.1 DEFINITIONS

Definitions related to this policy include:

**Combined DNA Index System (CODIS)** - An FBI computer software program that operates deoxyribonucleic acid (DNA) profile databases for law enforcement use.

**DNA typing laboratory** - A laboratory that analyzes biological samples, including extracted DNA, in order to provide various DNA profile types. State or local crime labs are generally not equipped to provide single nucleotide polymorphism (SNP) DNA profiles; therefore, the use of private DNA typing laboratories is often necessary for FGG.

**Extracted DNA** - The DNA isolated from a biological sample remaining after previous DNA testing has been completed.

**Forensic genetic genealogy (FGG)** - The process of obtaining a SNP DNA profile from a biological sample collected during an investigation; uploading the profile to a genetic genealogy site for comparison to the consumer profiles in the site's database to identify genetic relatives; and using the identified genetic relationships, as well as traditional genealogy research, to generate investigative leads.

**Genetic genealogist** - A genealogist who uses DNA testing with traditional genealogical research methods to assist law enforcement or private clients in identifying biological relatives of an individual.

**Genetic genealogy site** - A database of DNA profiles voluntarily submitted by public consumers for the purpose of identifying genetic relatives. The availability of genetic genealogy sites for law enforcement use varies depending on their terms of service.

**Short tandem repeat (STR) DNA profile** - The results of DNA typing in a format that can be processed through CODIS and state DNA databases. This is the type of DNA used in conventional non-FGG law enforcement investigations.

**Single nucleotide polymorphism (SNP) DNA profile** - The results of DNA typing in a format that enables an unknown DNA sample to be compared to the DNA profiles maintained by a genetic genealogy site. This is the DNA type used in FGG.

### 614.2 POLICY

The Kirkland Police Department's use of FGG will be in coordination with prosecutors, the Medical Examiner, and/or other appropriate resources based on the specific facts in qualifying cases after reasonable conventional investigative methods have been pursued. Members will take reasonable

# Kirkland Police Department

## Kirkland PD Policy Manual

### *Forensic Genetic Genealogy*

---

steps to maintain the integrity of the FGG process and safeguard the privacy rights of individuals whose DNA profiles are analyzed.

#### **614.3 CRITERIA FOR FGG USE**

Before using FGG, the lead investigator should coordinate with the supervisor to determine whether the case meets the following requirements:

- (a) Biological evidence collected as part of the underlying investigation (or extracted DNA from the biological evidence) is available for additional testing and is reasonably believed to be attributable to:
  - 1. The perpetrator of an unsolved violent felony.
  - 2. The unidentified human remains of a suspected homicide victim.
  - 3. The unidentified human remains from death investigations.
- (b) All reasonable conventional investigative methods have been utilized and all reasonable investigative leads have been pursued (e.g., relevant case information entered in the National Missing and Unidentified Persons System (NamUs) and the Violent Criminal Apprehension Program (ViCAP) national database).
- (c) An STR DNA profile has been developed from the biological evidence collected in the case and, absent unusual circumstances, has been uploaded to CODIS and any applicable state DNA database for comparison with negative results.

#### **614.4 COORDINATION**

Once a preliminary determination has been made that a case may qualify for the use of FGG, the lead investigating member should consult with the Investigations Unit Supervisor and/or the appropriate prosecutor to address current and prospective legal issues and determine if a search warrant is required.

In the case of unidentified human remains, the lead investigator should also consult with the Medical Examiner.

Final approval of any submission to a third-party forensic genealogy company must be obtained from the Professional Standards Deputy Chief of Police or the Chief of Police.

#### **614.5 SUBMISSION OF SAMPLE**

The biological evidence or extracted DNA should be submitted to a DNA typing laboratory approved by the Department in order to obtain a SNP DNA profile.

Once a SNP DNA profile has been obtained from the biological evidence or extracted DNA, the lead investigating member should arrange for it to be compared to the SNP DNA profiles contained in one or more genetic genealogy sites to identify possible genetic relatives. The lead investigator should work with a qualified genetic genealogist as needed during this process.

When submitting a SNP DNA profile for comparison, the lead investigator or the authorized designee (e.g., assigned genetic genealogist) shall notify the genetic genealogy site that the request for comparison is from a law enforcement agency and confirm that the site's terms of

# Kirkland Police Department

## Kirkland PD Policy Manual

### *Forensic Genetic Genealogy*

---

service permit FGG for the type of case being investigated. The use of the SNP DNA profile and any subsequent comparison shall be limited to the original underlying investigation.

If at any time during the FGG process the case no longer meets the criteria for FGG use, the lead investigator should promptly notify the DNA typing laboratory, genetic genealogy site, and/or genetic genealogist to cease any further analysis and to return all evidence, data, and materials to the Department.

#### **614.6 ANALYSIS OF FGG DATA**

Once results of a comparison are received from a genetic genealogy site, the information should be evaluated by a genetic genealogist, who will assist the lead investigator in identifying potential investigative leads.

The lead investigator should promptly and diligently pursue each viable lead identified through the FGG process using traditional investigative methods, as appropriate, to:

- (a) Eliminate an individual as a potential suspect in the case.
- (b) Link an individual to the case as a potential suspect.
- (c) Identify human remains.

Should the use of a third-party forensic genealogy company be utilized, it is understood part of that service may include some or all of the above steps in the submission and analysis process outlined in 614.5 and 614.6. The investigating member will consult with the Medical Examiner's office to determine if any of these steps have already been completed.

#### **614.7 COLLECTION OF THIRD-PARTY DNA SAMPLE**

If it is determined that a third-party DNA sample (i.e., from a person not likely to be a suspect in the investigation) should be collected and analyzed for FGG, written consent from the third party should be obtained prior to collection.

If there is a reasonable belief that the integrity of the investigation would be compromised by seeking consent from the third party prior to collection, the lead investigator should consult with the prosecutor regarding applicable laws and procedures in both the jurisdiction of the investigation and the jurisdiction where the collection will occur, if different.

The use of a third-party DNA sample shall be limited to the original underlying investigation.

#### **614.8 POST-IDENTIFICATION**

Members shall not rely solely on FGG identification of a potential suspect for probable cause to make an arrest or obtain an arrest warrant. Unless there is sufficient evidence independent of the FGG data to support an arrest, a potential suspect identified through FGG should not be arrested until the suspect's identity is confirmed.

Members shall not rely solely on FGG to identify human remains unless there is sufficient evidence independent of the FGG data to declare the identification or confirmation testing has been completed.

# Kirkland Police Department

## Kirkland PD Policy Manual

### *Forensic Genetic Genealogy*

---

Confirmatory DNA testing should be conducted by collecting a known DNA sample from the potential suspect or, in the case of unidentified human remains, from a close biological relative. This known DNA sample should be submitted for comparison to the original unknown STR DNA profile through conventional methods (e.g., in CODIS).

The lead investigator should consult with the prosecutor to determine the appropriate method of obtaining a known DNA sample.

Once the identity of a suspect or the identity of unidentified human remains has been confirmed through conventional DNA testing, the lead investigator should:

- (a) Consult with the prosecutor to evaluate the entire investigative file for consideration of criminal charges or further investigation.
- (b) If applicable, consult with the Medical Examiner for an amendment to a certificate of death.
- (c) If applicable, determine if the identified person is the subject of an existing missing person case from another law enforcement agency.
- (d) Coordinate with the originating jurisdiction to discuss notification options to the appropriate surviving family members and/or advocacy agencies.
- (e) Provide support, as appropriate, to facilitate communication between the entities responsible for releasing and returning remains to the family of the identified person.

#### **614.9 PRIVACY CONSIDERATIONS**

In criminal cases, members should make reasonable efforts to respect and protect the privacy of non-suspect genetic relatives identified through the FGG process. The names and identifying information of any non-suspect genetic relatives should not be included in official reports, probable cause declarations, or affidavits for search warrants and should not be disclosed unless otherwise required by law or court order.

The lead investigator should formally request that the SNP DNA profile be removed from all genetic genealogy sites upon identity confirmation and should retain a copy of the request for department records. The lead investigator should request that all case-related records and data provided to, or generated by, a genetic genealogist during the FGG process be returned to the Department.

In unidentified remains cases from death investigations, absent a criminal suspicion, members may document efforts taken to contact family, next of kin, or third-party validation steps used to confirm the relationship of the deceased to the family.

#### **614.10 RETENTION OF DNA SAMPLES AND RELATED RECORDS**

Genetic information, including any derivative profiles and genetic genealogy site user information, should be retained in accordance with the established records retention schedule. The lead investigator should coordinate with the Evidence Technician and provide adequate notice to the appropriate prosecutor's office before destroying any profiles or data obtained from the FGG process.

# Kirkland Police Department

## Kirkland PD Policy Manual

### *Forensic Genetic Genealogy*

---

See the Property and Evidence Policy for guidelines regarding biological evidence, including DNA samples.

## Chapter 7 - Equipment

## Department Owned and Personal Property

### 700.1 PURPOSE AND SCOPE

Department employees are expected to properly care for department property assigned or entrusted to them. Employees may also suffer occasional loss or damage to personal or department property while performing their assigned duty. Certain procedures are required depending on the loss and ownership of the item.

### 700.2 CARE OF DEPARTMENTAL PROPERTY

Employees shall be responsible for the safekeeping, serviceable condition, proper care, use and replacement of department property assigned or entrusted to them. An employee's intentional or negligent abuse or misuse of department property, or loss of department property, may lead to discipline including, but not limited to the cost of repair or replacement.

- (a) Employees shall promptly report through their chain of command, any loss, damage to, or unserviceable condition of any department issued property or equipment assigned for their use.
- (b) The use of damaged or unserviceable department property should be discontinued as soon as practical and replaced with comparable Department property as soon as available and following notice to a supervisor.
- (c) Except when otherwise directed by competent authority or required by exigent circumstances, department property shall only be used by those to whom it was assigned. Use should be limited to official purposes and in the capacity for which it was designed.
- (d) Department property shall not be thrown away, sold, traded, donated, destroyed, or otherwise disposed of without proper authority and in accordance with KMC 3.86. Only the Chief of Police may sign the City's Asset Disposition Form when applicable.
- (e) In the event that any Department property becomes damaged or unserviceable, no employee shall attempt to repair the property without prior approval of a supervisor.

### 700.3 FILING CLAIMS FOR PERSONAL PROPERTY

Claims for reimbursement for damage or loss of personal property shall be in a written report and submitted to the employee's immediate supervisor.

The supervisor shall author a memo and direct it through their Chain of Command to the appropriate Division Captain, which shall include the results of his/her investigation and whether the employee followed proper procedures. The supervisor's report shall address whether reasonable care was taken to prevent the loss or damage.

Upon review by staff and a finding that no misconduct or negligence was involved, repair or replacement may be recommended by the Chief of Police who will then forward the claim to the Finance Department.

# Kirkland Police Department

## Kirkland PD Policy Manual

### *Department Owned and Personal Property*

---

The Department will not replace or repair luxurious or overly expensive items (jewelry, exotic equipment, etc.) that are not reasonably required as a part of work.

#### 700.3.1 REPORTING REQUIREMENT

A verbal report shall be made to the employee's immediate supervisor as soon as circumstances permit.

A written report shall be submitted before the employee goes off duty or within the time frame directed by the supervisor to whom the verbal report is made.

#### **700.4 LOSS OR DAMAGE OF PROPERTY OF ANOTHER**

Officers and other employees intentionally or unintentionally may cause damage to the real or personal property of another while performing their duties. Any employee who damages or causes to be damaged any real or personal property of another while performing any law enforcement functions, regardless of jurisdiction, shall report it as provided below.

- (a) A verbal report shall be made to the employee's immediate supervisor as soon as circumstances permit.
- (b) A written report shall be submitted before the employee goes off duty or within the time frame directed by the supervisor to whom the verbal report is made.

#### 700.4.1 DAMAGE BY PERSON OF ANOTHER AGENCY

If employees of another jurisdiction cause damage to real or personal property belonging to the City, it shall be the responsibility of the employee present or the employee responsible for the property to make a verbal report to his/her immediate supervisor as soon as circumstances permit. The employee shall submit a written report before going off duty or as otherwise directed by the supervisor.

These written reports, accompanied by the supervisor's written report, shall promptly be forwarded to the appropriate Deputy Chief.



---

## Personal Communication Devices

### 701.1 PURPOSE AND SCOPE

The purpose of this policy is to establish guidelines for the use of mobile telephones and communication devices, whether issued or funded by the Department or personally owned, while on-duty or when used for authorized work-related purposes.

This policy generically refers to all such devices as Personal Communication Devices (PCDs) but is intended to include all mobile telephones, personal digital assistants (PDAs) wireless capable tablets and similar wireless two-way communications and/or portable internet access devices. PCD use includes, but is not limited to, placing and receiving calls, text messaging, blogging and microblogging, emailing, using video or camera features, playing games and accessing sites or services on the internet.

### 701.2 POLICY

The Kirkland Police Department allows members to utilize department-issued or funded PCDs and to possess personally owned PCDs in the workplace, subject to certain limitations. Any PCD used while on- or off-duty for business-related purposes, or reasonably associated with work-related misconduct, will be subject to monitoring and inspection consistent with applicable law and this policy.

Additionally, the use of a PCD either on-duty or after duty hours for business-related purposes, or reasonably associated with work-related misconduct, may subject the member and the member's PCD records to civil or criminal discovery or disclosure under applicable public records laws.

Members who have questions regarding the application of this policy or the guidelines contained herein are encouraged to seek clarification from supervisory staff.

### 701.3 PRIVACY EXPECTATION

Members forfeit any expectation of privacy with regard to any communication accessed, transmitted, received, or reviewed on any PCD issued or funded by the Department and shall have no expectation of privacy in their location should the device be equipped with location-detection capabilities. This includes records of all keystrokes or web-browsing history made on the PCD. The fact that access to a database, service, or website requires a username or password will not create an expectation of privacy if it is accessed through department PCDs or networks (see the Information Technology Use Policy for additional guidance).

Members have no expectation of privacy regarding any communications while using a personally owned PCD for department-related business or when the use reasonably implicates work-related misconduct.

### 701.4 DEPARTMENT-ISSUED PCD

Depending on a member's assignment and the needs of the position, the Department may, at its discretion, issue a PCD for the member's use to facilitate on-duty performance. The use of

# Kirkland Police Department

## Kirkland PD Policy Manual

### *Personal Communication Devices*

---

Department-issued PCDs for personal business either on- or off-duty should be minimal and/or incidental and must conform with the following City of Kirkland Administrative Policies:

1. Wireless Communication Device Policy 6-1.
2. Technology Resource Usage Policy 7-1.
3. Technology Security Policy 7-4.

Such devices and the associated telephone number, if any, shall remain the sole property of the Department and shall be subject to inspection or monitoring (including all related records and content) at any time without notice and without cause.

#### **701.5 PERSONALLY OWNED PCD**

Members may carry a personally owned PCD while on-duty, subject to the following conditions and limitations:

- (a) Permission to carry a personally owned PCD may be revoked if it is used contrary to provisions of this policy.
- (b) The Department accepts no responsibility for loss of or damage to a personally owned PCD.
- (c) The PCD and any associated services shall be purchased, used, and maintained solely at the member's expense.
- (d) The device should not be used for work-related purposes except in exigent circumstances (e.g., unavailability of radio communications) or as otherwise authorized by department procedures.
  1. Use of a personally owned PCD for work-related business constitutes consent for the Department to access the PCD to inspect and copy the work-related data (e.g., for litigation purposes, public records retention and release obligations, internal investigations).
  2. Use of and data within a personally owned PCD may be discoverable in cases when there is reason to believe it is associated with work-related misconduct.
  3. Searches of a personally owned PCD by the Department should be limited to those matters reasonably associated with the work-related business or work-related misconduct.
- (e) The device shall not be utilized to record or disclose any department business-related information, including photographs, video, or the recording or transmittal of any information or material obtained or made accessible as a result of employment or appointment with the Department, without the express authorization of the Chief of Police or the authorized designee.
- (f) All work-related documents, emails, photographs, recordings, and other public records created or received on a member's personally owned PCD should be transferred to the Kirkland Police Department and deleted from the member's PCD as soon as reasonably practicable but no later than the end of the member's shift.

# Kirkland Police Department

## Kirkland PD Policy Manual

### *Personal Communication Devices*

---

#### **701.6 USE OF PCD**

The following protocols shall apply to all PCDs that are carried while on-duty or used to conduct department business:

- (a) A PCD shall not be carried in a manner that allows it to be visible while in uniform unless it is in an approved carrier.
- (b) All PCDs in the workplace shall be set to silent or vibrate mode.
- (c) A PCD may not be used to conduct personal business while on-duty except for brief personal communications (e.g., informing family of extended hours). Members shall endeavor to limit their use of PCDs to authorized break times unless an emergency exists.
- (d) Members may use a PCD to communicate with other personnel in situations where the use of radio communications is either impracticable or not feasible. PCDs should not be used as a substitute for, as a way to avoid, or in lieu of regular radio communications.
- (e) Members are prohibited from taking pictures, audio or video recordings, or making copies of any such picture or recording media unless it is directly related to official department business. Disclosure of any such information to any third party through any means requires the express authorization of the Chief of Police or the authorized designee.
- (f) Members will not access social networking sites for any purpose that is not official department business. This restriction does not apply to a personally owned PCD used during authorized break times.
- (g) Using PCDs to harass, threaten, coerce, or otherwise engage in inappropriate conduct with any third party is prohibited. Any member having knowledge of such conduct shall promptly notify a supervisor.

#### **701.7 SUPERVISOR RESPONSIBILITIES**

The responsibilities of supervisors include, but are not limited to:

- (a) Ensuring that members under their command are provided appropriate training on the use of PCDs consistent with this policy.
- (b) Monitoring, to the extent practicable, PCD use in the workplace and take prompt corrective action if a member is observed or reported to be improperly using a PCD.
  - 1. An investigation into improper conduct should be promptly initiated when circumstances warrant.
  - 2. Before conducting any administrative search of a member's personally owned device, supervisors should consult with the Chief of Police or the authorized designee.

#### **701.8 USE WHILE DRIVING**

The use of a PCD while driving can adversely affect safety, cause unnecessary distractions and present a negative image to the public. Officers operating emergency vehicles should restrict the

# Kirkland Police Department

## Kirkland PD Policy Manual

### *Personal Communication Devices*

---

use of these devices to matters of an urgent nature and should, where practicable, stop the vehicle at an appropriate location to use the PCD.

Except in an emergency, members who are operating vehicles other than authorized emergency vehicles shall not use a PCD while driving unless the device is specifically designed and configured to allow hands-free use and the use complies with RCW 46.61.672. Hands-free use should be restricted to business-related calls or calls of an urgent nature.

#### **701.9 OFFICIAL USE**

Members are reminded that PCDs are not secure devices and conversations may be intercepted or overheard. Caution should be exercised while utilizing PCDs to ensure that sensitive information is not inadvertently transmitted. As soon as reasonably possible, members shall conduct sensitive or private communications on a land-based or other department communications network.

The use of PCDs may be appropriate for, but not limited to, the following examples:

- a. Calls for service in which the reporting party wishes for telephonic contact.
  1. Members should utilize land line phones at Fire Stations or the Police Department as a general rule, but PCDs are authorized for brief calls to citizens.
- b. Barricaded subjects.
- c. Hostage situations.
- d. Mobile Command Post.
- e. Catastrophic disasters, such as plane crashes, earthquakes, floods, etc.
- f. Major political or community events.
- g. Investigative stakeouts.
- h. Emergency contact with an allied agency or allied agency field unit.
- i. When immediate communication is needed and the use of the radio is not available or appropriate and other means are not readily available.

## Vehicle Maintenance

### 702.1 PURPOSE AND SCOPE

Employees are responsible for assisting in maintaining Department vehicles so that they are properly equipped, properly maintained, properly refueled and present a clean appearance.

### 702.2 DEFECTIVE VEHICLES

When a department vehicle becomes inoperative or in need of repair that affects the safety of the vehicle, that vehicle shall be removed from service for repair. Proper documentation shall be promptly completed by the employee who first becomes aware of the defective condition, describing the correction needed.

#### 702.2.1 DAMAGE OR POOR PERFORMANCE

Vehicles that may have been damaged or perform poorly shall be removed from service for inspections and repairs as soon as practicable.

#### 702.2.2 SEVERE USE

Vehicles operated under severe-use conditions, which include operations for which the vehicle is not designed or that exceed the manufacturer's parameters, should be removed from service and subjected to a safety inspection as soon as practicable. Such conditions may include rough roadway or off-road driving, hard or extended braking, pursuits or prolonged high-speed operation.

#### 702.2.3 REMOVAL OF WEAPONS

All firearms, weapons and control devices shall be removed from a vehicle and properly secured in the department armory prior to the vehicle being released to an outside business for maintenance, service or repair.

### 702.3 VEHICLE EQUIPMENT

Certain items shall be maintained in all department vehicles for emergency purposes and to perform routine duties.

#### 702.3.1 PATROL VEHICLES

Officers shall inspect the patrol vehicle at the beginning of the shift and shall complete the vehicle inspection logbook to ensure that the following equipment, at a minimum, is present in the vehicle:

- Emergency road flares
- 1 Roll barricade tape
- 1 First aid kit
- 1 Fire extinguisher
- Personal Protective Equipment per the Communicable Diseases and Body Armor policies

# Kirkland Police Department

## Kirkland PD Policy Manual

### *Vehicle Maintenance*

---

#### **702.3.2 ALL OTHER DEPARTMENT VEHICLES**

An employee driving any other department vehicle, to include detective, command, corrections, evidence and specialty vehicles, shall ensure that the minimum following equipment is present in the vehicle:

- Emergency road flares
- First aid kit
- Fire extinguisher

#### **702.4 VEHICLE REFUELING**

Absent emergency conditions or supervisor approval, officers driving patrol vehicles shall not return a vehicle to the station at the end of their shift with less than a full tank of fuel. Whenever practicable, vehicles should be refueled before the level falls below one-quarter tank.

Vehicles shall only be refueled at an authorized location.

#### **702.5 WASHING OF VEHICLES**

All units shall be kept clean at all times and weather conditions permitting, shall be washed as necessary to enhance their appearance.

Officers in patrol shall obtain clearance from the dispatcher before responding to the car wash. Only one marked unit should be at the car wash at the same time unless otherwise approved by a supervisor.

Employees using a vehicle shall remove any trash or debris at the end of their shift. Confidential material should be placed in a designated receptacle provided for the shredding of this matter.

#### **702.6 CIVILIAN EMPLOYEE USE**

Civilian employees using marked vehicles shall ensure all weapons are removed from vehicles before leaving the station. Civilian employees shall also prominently display the "out of service" placards or light-bar covers at all times. Civilian employees shall not operate the emergency lights or siren of any vehicle unless expressly authorized by a supervisor.

## Vehicle Use

### 703.1 PURPOSE AND SCOPE

The purpose of this policy is to establish a system of accountability to ensure department vehicles are used appropriately. This policy provides guidelines for on- and off-duty use of department vehicles and shall not be construed to create or imply any contractual obligation by the City of Kirkland to provide assigned take-home vehicles.

### 703.2 POLICY

The Kirkland Police Department provides vehicles for department-related business and may assign patrol and unmarked vehicles based on a determination of operational efficiency, economic impact to the Department, requirements for tactical deployments and other considerations.

### 703.3 USE OF VEHICLES

City-owned vehicles shall only be used for official business and, when approved, for commuting to allow members to respond to department-related business outside their regular work hours.

Members shall not operate City-owned vehicles at any time when impaired by drugs and/or alcohol.

Any member operating a vehicle equipped with a two-way communications radio, MCT and/or a GPS device shall ensure the devices are on and set to an audible volume whenever the vehicle is in operation.

#### 703.3.1 SHIFT ASSIGNED VEHICLES

The on-duty supervisor shall ensure a copy of the unit roster indicating personnel assignments and vehicle numbers is completed for each patrol shift and will forward it to NORCOM at the beginning of each patrol shift.

All uniformed personnel driving a marked Kirkland Police Department vehicle shall log onto the in-car computer, inputting the required information, prior to utilizing the vehicle and shall notify NORCOM for entry of the vehicle number on the shift roster. If the vehicle is not equipped with a working in-car computer, they shall notify NORCOM for entry of the vehicle number on the shift roster. If the employee exchanges vehicles during the shift, NORCOM shall be notified.

#### 703.3.2 UNSCHEDULED USE OF VEHICLES

Personnel utilizing a patrol vehicle for any purpose other than their normally assigned duties shall first notify the on-duty supervisor and explain the reasons for use. Any employee utilizing a patrol car outside of their normal patrol duties must notify NORCOM of the vehicle they will be using and their call sign. This section does not apply to members permanently assigned an individual vehicle (e.g., command staff, detectives), who regularly use the vehicle on an unscheduled basis as part of their normal assignment.

# Kirkland Police Department

## Kirkland PD Policy Manual

### *Vehicle Use*

---

#### 703.3.3 INSPECTIONS

Members shall be responsible for inspecting the interior and exterior of any assigned vehicle before taking the vehicle into service and at the conclusion of their shifts. Any previously unreported damage, mechanical problems, unauthorized contents, or other problems with the vehicle shall be promptly reported to a supervisor and documented as appropriate.

The interior of any vehicle that has been used to transport any person other than a member of this department shall be inspected prior to placing another person in the vehicle and again after the person is removed. This is to ensure that unauthorized or personal items have not been left in the vehicle.

When transporting any suspect, prisoner, or arrestee, the transporting member shall search all areas of the vehicle that are accessible by the person before and after that person is transported. The search shall be noted in the officer's report.

All department vehicles are subject to inspection and/or search at any time by a supervisor without notice and without cause. No member assigned to or operating such vehicle shall be entitled to any expectation of privacy with respect to the vehicle or its contents.

#### 703.3.4 INVESTIGATION UNIT VEHICLES

Investigation Unit vehicle use is restricted to investigative personnel during their assigned work hours unless approved by an Investigation Unit supervisor. After-hours use of Investigation Unit vehicles by members not assigned to the Investigation Division shall be recorded by the on-duty supervisor on the shift roster.

#### 703.3.6 UNMARKED VEHICLES

Except for use by assigned personnel, unmarked vehicles shall not be used without first obtaining approval from the supervisor of the unit to which the vehicle is assigned.

#### 703.3.7 PARKING

Except when responding to an emergency or other urgent official business requires otherwise, members driving City-owned vehicles should obey all parking regulations at all times.

City owned vehicles should be parked in their assigned areas while at the Police Department. Employees shall not park privately owned vehicles in any area assigned to a City owned vehicle, any area during normal business hours that is marked for visitor parking, or in any other areas of the parking lot not designated as a parking space unless authorized by a supervisor.

#### 703.3.8 AUTHORIZED PASSENGERS

Members operating department vehicles shall not permit persons other than City personnel or persons required to be conveyed in the performance of duty, or as otherwise authorized, to ride as passengers in the vehicle, except as stated in the Ride-Along Policy.

### **703.4 INDIVIDUAL MEMBER ASSIGNMENT VEHICLE AGREEMENT**

City owned take home vehicles are assigned to certain personnel for their use within their job assignment. The assignment of vehicles is per the collective bargaining agreements. Take home



# Kirkland Police Department

## Kirkland PD Policy Manual

### Vehicle Use

---

vehicles are provided for the express purpose of facilitating a prompt response to critical incidents within the City of Kirkland.

In order to expedite an emergency response to the city, employees assigned a take home vehicle may use these vehicles during their days off within a 30 mile radius of the Kirkland city limits within the limits outlined below.

Employees assigned a take home vehicle may use their vehicle to pick up family members while on the way to or from work and to conduct essential errands as long as the stops do not deviate significantly from the normal route or distance to and from work or take them outside of a 30 mile radius as previously discussed.

Any collisions resulting from the authorized use of a City vehicle will be considered "on duty" for the purposes of L&I and state collision reports.

#### Unauthorized use of City owned take home vehicles

- (a) Any personal commercial business
- (b) Out of area trips (greater than a 30 mile radius) unless specifically authorized by the employee's immediate supervisor
- (c) Loans to immediate family, friends, relatives or any other non-departmental person
- (d) Any form of illegal activity
- (e) Political campaigns, including the use of the vehicle in parades or any other form of political sponsorship of a candidate.

### **703.5 KEYS AND SECURITY**

#### **Keys**

All uniformed field personnel approved to operate marked patrol vehicles shall be issued their own personal key in order to unlock their assigned vehicle's keys as part of their initial equipment distribution upon hiring. Personnel assigned a permanent vehicle shall be issued keys for their respective vehicle. The loss of any assigned key shall be promptly reported in writing through the employee's chain of command.

Members assigned a permanent vehicle should be issued keys for their assigned vehicle.

#### **Security**

Employees that are authorized to take home a City owned vehicle, per the collective bargaining agreements, shall follow these provisions:

Vehicles shall be locked when not attended.

All firearms, body armor and other police sensitive equipment shall be removed from the vehicle, unless locked in a separate container in the vehicle or properly secured in the residence when the vehicle is not attended (refer to Firearms Policy regarding safe storage of firearms at home).

# Kirkland Police Department

## Kirkland PD Policy Manual

### *Vehicle Use*

---

When an employee is on vacation, leave, or out of the area in excess of two weeks, the vehicle shall be stored in a secure garage at the employee's residence or at the police facility.

#### **703.6 ENFORCEMENT ACTIONS**

When driving an assigned vehicle to and from work outside of the jurisdiction of the Kirkland Police Department, an officer should avoid becoming directly involved in enforcement actions except in those circumstances where a potential threat to life or serious property damage exists (see the Off-Duty Law Enforcement Actions Policy and the Law Enforcement Authority Policy).

Officers may render public assistance (e.g., to a stranded motorist) when deemed prudent.

Officers shall, at all times while driving a marked City-owned vehicle, be armed, appropriately attired and carry their department-issued identification. Officers should also ensure that department radio communication capabilities are maintained to the extent feasible.

#### **703.7 MAINTENANCE**

Members are responsible for the cleanliness (exterior and interior) and overall maintenance of their assigned vehicles.

- (a) Employees may use the city contracted car washes.

Members shall make daily inspections of their assigned vehicles for necessary equipment, service/maintenance requirements and damage. Those employees who share a vehicle must complete the log in the checkout book prior to using the vehicle. It is the assigned member's responsibility to ensure that his/her assigned vehicle is maintained according to the established service and maintenance schedule.

Supervisors should make, at a minimum, monthly inspections of vehicles assigned to members under their command to ensure the vehicles are being maintained in accordance with policy.

##### **703.7.1 ACCESSORIES AND/OR MODIFICATIONS**

No modifications, additions or removal of any equipment or accessories shall be made to the vehicle without written permission from the Administrative Commander.

#### **703.8 VEHICLE DAMAGE, ABUSE AND MISUSE**

When a City-owned or leased vehicle is involved in a traffic collision or otherwise incurs damage, the involved employee shall promptly notify a supervisor and follow those steps as outlined in the Traffic Collision Reporting Policy.

When a collision involves a City vehicle or when a member of this department is an involved driver in a collision that occurs in this jurisdiction, and the collision results in serious injury or death, the supervisor should request that an outside law enforcement agency be summoned to investigate the collision.

Any damage to a vehicle that was not caused by a traffic collision shall be immediately reported, documented in memorandum format and forwarded to their supervisor.

# Kirkland Police Department

## Kirkland PD Policy Manual

### *Vehicle Use*

---

An administrative investigation will be conducted to determine if there is any vehicle abuse or misuse. If it is determined that misuse or abuse was a result of negligent conduct or operation, appropriate disciplinary action may result.

#### **703.9 TOLL ROAD USAGE**

Authorized on-duty emergency vehicles are exempt from incurring toll road charges. An authorized emergency vehicle is an on-duty vehicle of the Department which is equipped with emergency lights and siren and used to respond to emergency calls (WAC 468-270-030; WAC 468-270-085; WAC 468-270-105). Authorized on-duty emergency vehicles equipped with the switchable Good to Go pass should have the transponder set on "HOV." The Department will provide a list of all authorized emergency vehicle license plates to WSDOT.

Members operating Department vehicles which are not authorized emergency vehicles should utilize the appropriate Good to Go setting on switchable transponders when traveling on toll roads. The setting of the transponder should correspond with the required number of occupants in the vehicle. Examples of permitted use of toll lanes and the 520 toll bridge include:

1. Travel for normal work business such as meetings and training events

## Gas Mask - Use and Maintenance

### 704.1 PURPOSE

To establish procedures to be used by personnel of this department relative to using and maintaining the gas mask. These procedures will be followed when utilizing a gas mask.

### 704.2 GENERAL INFORMATION AND LIMITATIONS

#### General Information

- The MSA Millenium is the department issued gas mask/respirator, providing respiratory and eye protection against chemical agents and other irritants.
- Personnel on duty shall have their assigned gas mask immediately available and shall wear it when coming into potential contact with chemical, or any unknown or suspect agents.
- The primary use of the gas mask is for protection against substances containing CN, OC, CS or other chemical agents.
- The gas mask is not intended for use in knowingly entering an area affected by a biological agent, radiological hazards or other nuclear hazards.
  1. The gas mask shall be used during the escape from such an area.
- Personnel issued a gas mask will receive annual training on the use and care of the mask. The gas mask will be inspected monthly by the officer and during the annual training session to ensure that the gas mask is working properly.
- Personnel shall be issued canisters for immediate use and replacement. Additional canisters shall be available upon request.

#### Limitations

- The MSA Millenium shall not be used for fire fighting.
- Do not use where the contamination level is immediately dangerous to life or health.
- A gas mask must be properly fitted to the individual to ensure proper protection.
- Eyeglasses should not be worn while wearing a gas mask as it interferes with proper sealing. Upon request, corrective lens adapters are available to users.
- If you sense any of the following danger signals, IMMEDIATELY GET INTO FRESH AIR:
  1. You smell or taste chemicals, or if your eyes, nose or throat becomes irritated;
  2. It becomes difficult to breathe.
    - (a) Your canister may be used up, or abnormal conditions may be creating vapor concentrations which are beyond the limits of your gas mask.

# Kirkland Police Department

## Kirkland PD Policy Manual

### Gas Mask - Use and Maintenance

---

#### **704.3 PROPER USE**

##### PREPARATIONS FOR USE

- There are five inspections points, listed below, that must be checked before donning the gas mask. Under no circumstances should a gas mask that fails inspection be used. The gas mask must be repaired or replaced.
  1. Head harness: Check to see that the head harness straps still have their elasticity. Inspect for cracks or tears and make sure all buckles are in place and working properly.
  2. Face piece: Check face piece for dirt, cracks, tears or holes. Inspect the shape of the face piece for possible distortion that may occur from improper storage and make sure the rubber is flexible, not stiff.
  3. Inhalation and exhalation valves: Check for cracks, tears, distortion, dirt or build-up of material between valve and valve seat.
  4. Face piece inlet port: Check to make sure the inlet port threads are free of damage and that the canister sealing surface of the face piece is clean and free of dirt or other foreign matter. Check that the spider gasket, inhalation valve, and deflector nose cup are installed and undamaged. Make sure the inlet port cap is in place on the side of face piece opposite the canister.
  5. Canister(s): Make sure canister(s) remain clean. Never try to clean canister(s) by washing it or using compressed air. Inspect canister(s) for dents, scratches or other damage.

##### ASSEMBLY

- Place canister(s) onto inlet port carefully. Hand-tighten by turning clockwise to ensure a good seal against the face piece.
- When using a single canister only, place the cap on the opposite inlet port carefully. Tighten clockwise as directed with the canister.

##### DONNING THE MASK

- Extend all headband straps.
- Put your chin in first.
- Grasp the two side straps in each hand, and pull the harness back over your head.
- To tighten straps, pull straight back, not out.
- Adjust straps as necessary to position face piece. Test for tightness.

##### FACEPIECE TEST

- THE FACEPIECE MUST BE SUBJECTED TO THE FOLLOWING TIGHTNESS TEST BEFORE EACH USE:
  - (a) Test the mask face piece for tightness by lightly placing a palm over the inlet end of the canister(s).

# Kirkland Police Department

## Kirkland PD Policy Manual

### Gas Mask - Use and Maintenance

---

- (b) Inhale gently so that the face piece collapses slightly and hold the breath for ten seconds.
- (c) The face piece will remain collapsed while the breath is held providing the assembly is gas tight. If any leakage is detected around the facial seal, readjust head harness straps and repeat test until there is no leakage. If other than facial seal leakage is detected, the condition must be investigated and corrected before another test is made.
- (d) The face piece must pass the tightness test before the user should attempt to enter any toxic atmosphere.

#### USE OF INLET CAP PLUG

- The design of the gas mask allows the user to wear the gas mask with a single canister on either the right side or the left side of the face piece.
- The receptacle on the side of the face piece opposite the mounted canister must be sealed off by the inlet cap plug. The inlet cap plug must be tightened by turning clockwise onto connector, creating a seal between cap and face piece.

#### **704.4 MAINTENANCE**

##### CLEANING AND DISINFECTING

- The face piece assembly (with canister(s) removed) may be cleaned after each use with an approved cleaning solution. The approved cleaning solution will be MSA "Confidence Plus Germicidal Cleaner" P/N 10009971.
- Immerse soiled equipment in the solution and clean gently with a soft brush until clean. Take care to clean the exhalation valve in the face piece and all other parts that exhaled air contacts.
- Rinse in plain warm water (maximum 110°) and then air dry.

##### USE/DURATION

- Use the canister immediately upon opening the bag. Discard the canister after each use.
- Expended canisters should be inserted into plastic bags prior to disposal.

## Cash Handling, Security and Management

### 705.1 PURPOSE AND SCOPE

This policy provides guidelines to ensure department members handle cash appropriately in the performance of their duties.

This policy does not address cash-handling issues specific to the Property and Evidence and Informants policies.

### 705.2 POLICY

It is the policy of the Kirkland Police Department to properly handle and document cash transactions and to maintain accurate records of cash transactions in order to protect the integrity of department operations and ensure the public trust.

### 705.3 PETTY CASH FUNDS

The Chief of Police shall designate a person as the fund manager responsible for maintaining and managing the petty cash fund.

Each petty cash fund requires the creation and maintenance of an accurate and current transaction ledger and the filing of invoices, receipts, cash transfer forms and expense reports by the fund manager.

### 705.4 PETTY CASH TRANSACTIONS

The fund manager shall document all transactions on the ledger and any other appropriate forms. Each person participating in the transaction shall sign or otherwise validate the ledger, attesting to the accuracy of the entry. Transactions should include the filing of an appropriate receipt, invoice or cash transfer form. Transactions that are not documented by a receipt, invoice or cash transfer form require an expense report.

### 705.5 PETTY CASH AUDITS

The fund manager shall perform an audit no less than once every six months. This audit requires that the fund manager and at least one command staff member, selected by the Chief of Police, review the transaction ledger and verify the accuracy of the accounting. The fund manager and the participating member shall sign or otherwise validate the ledger attesting to the accuracy of all documentation and fund accounting. A discrepancy in the audit requires documentation by those performing the audit and an immediate reporting of the discrepancy to the Chief of Police.

Transference of fund management to another member shall require a separate petty cash audit and involve a command staff member.

A separate audit of each petty cash fund should be completed on a random date, approximately once each year by the Chief of Police or the City.

# Kirkland Police Department

## Kirkland PD Policy Manual

### *Cash Handling, Security and Management*

---

#### **705.6 ROUTINE CASH HANDLING**

Those who handle cash as part of their property or Investigation Unit supervisor duties shall discharge those duties in accordance with the Property and Evidence and Informants policies.

Members who routinely accept payment for department services shall discharge those duties in accordance with the procedures established for those tasks.

#### **705.7 OTHER CASH HANDLING**

Members of the Department who, within the course of their duties, are in possession of cash that is not their property or that is outside their defined cash-handling responsibilities shall, as soon as practicable, verify the amount, summon another member to verify their accounting, and process the cash for safekeeping or as evidence or found property, in accordance with the Property and Evidence Policy.

Cash in excess of \$1,000 requires immediate notification of a supervisor, special handling, verification and accounting by the supervisor. Each member involved in this process shall complete an appropriate report or record entry.



---

# Personal Protective Equipment

## 706.1 PURPOSE AND SCOPE

This policy identifies the different types of personal protective equipment (PPE) provided by the Department as well the requirements and guidelines for the use of PPE.

This policy does not address ballistic vests or protection from communicable disease, as those issues are addressed in the Body Armor and Communicable Diseases policies.

### 706.1.1 DEFINITIONS

Definitions related to this policy include:

**Personal protective equipment (PPE)** - Equipment that protects a person from serious workplace injuries or illnesses resulting from contact with chemical, radiological, physical, electrical, mechanical or other workplace hazards.

**Respiratory PPE** - Any device that is worn by the user to protect from exposure to atmospheres where there is smoke, low levels of oxygen, high levels of carbon monoxide, or the presence of toxic gases or other respiratory hazards. For purposes of this policy, respiratory PPE does not include particulate-filtering masks such as N95 or N100 masks.

## 706.2 POLICY

The Kirkland Police Department endeavors to protect members by supplying certain PPE to members as provided in this policy.

## 706.3 OFFICER RESPONSIBILITIES

Members are required to use PPE as provided in this policy and pursuant to their training.

Members are responsible for proper maintenance and storage of issued PPE. PPE should be stored in an appropriate location so that it is available when needed.

Any member who identifies hazards in the workplace is encouraged to utilize the procedures in the Accident, Illness and Injury Prevention Policy to recommend new or improved PPE or additional needs for PPE.

## 706.4 HEARING PROTECTION

Approved hearing protection shall be used by members during firearms training.

Hearing protection shall meet or exceed the requirements provided in WAC 296-817-200.

## 706.5 EYE PROTECTION

Approved eye protection, including side protection, shall be used by members during firearms training. Eye protection for members who wear prescription lenses shall incorporate the prescription (e.g., eye protection that can be worn over prescription lenses). Members shall ensure their eye protection does not interfere with the fit of their hearing protection.

# Kirkland Police Department

## Kirkland PD Policy Manual

### *Personal Protective Equipment*

---

The Senior Firearms Instructor shall ensure eye protection meets or exceeds the requirements provided in WAC 296-800-16050.

#### **706.6 HEAD AND BODY PROTECTION**

Members who make arrests or control crowds should be provided ballistic head protection with an attachable face shield.

Padded body protection consisting of chest, arm, leg and groin protection should be provided as required by any collective bargaining agreement.

#### **706.7 RESPIRATORY PROTECTION**

The Administrative Commander is responsible for ensuring a respiratory protection plan is developed and maintained by a trained and qualified member. The plan shall include procedures for (WAC 296-842-12005):

- (a) Selecting appropriate respiratory PPE based on hazards and risks associated with functions or positions.
- (b) Fit testing, including identification of members or contractors qualified to conduct fit testing.
- (c) Medical evaluations.
- (d) PPE inventory control.
- (e) PPE issuance and replacement.
- (f) Cleaning, disinfecting, storing, inspecting, repairing, discarding and otherwise maintaining respiratory PPE, including schedules for these activities.
- (g) Regularly reviewing the PPE plan.
- (h) Remaining current with applicable National Institute for Occupational Safety and Health (NIOSH), American National Standards Institute (ANSI), Occupational Safety and Health Administration (OSHA), Environmental Protective Agency (EPA) and state PPE standards and guidelines.

##### **706.7.1 RESPIRATORY PROTECTION USE**

Designated members may be issued respiratory PPE based on the member's assignment (e.g., a narcotics investigator who is involved in clandestine lab investigations).

Respiratory PPE may be worn when authorized by a scene commander who will determine the type and level of protection appropriate at a scene based upon an evaluation of the hazards present.

Scene commanders are responsible for monitoring members using respiratory PPE and their degree of exposure or stress. When there is a change in work area conditions or when a member's degree of exposure or stress may affect respirator effectiveness, the scene commander shall reevaluate the continued effectiveness of the respirator and direct the member to leave the respirator use area when the scene commander reasonably believes (WAC 296-842-18010):

# Kirkland Police Department

## Kirkland PD Policy Manual

### *Personal Protective Equipment*

---

- (a) It is necessary for the member to wash his/her face and the respirator facepiece to prevent eye or skin irritation associated with respirator use.
- (b) The member detects vapor or gas breakthrough, or there is a change in breathing resistance or leakage of the facepiece.
- (c) The member needs to replace the respirator, filter, cartridge or canister.
- (d) The member needs to readjust his/her respirator.
- (e) The member becomes ill.
- (f) The member experiences sensations of dizziness, nausea, weakness, breathing difficulty, coughing, sneezing, vomiting, fever or chills.

#### 706.7.2 MEMBER RESPONSIBILITIES FOR RESPIRATORY PROTECTION

Members shall not use self-contained breathing apparatus (SCBA), full-face respirators or cartridge respirators unless they have completed training requirements for the equipment.

Members exposed to environments that are reasonably known to be harmful due to gases, smoke or vapors shall use respiratory PPE.

Members using respiratory PPE shall (WAC 296-842-18005):

- (a) Ensure that they have no facial hair between the sealing surface of the facepiece and the face that could interfere with the seal or the valve function. Members also shall ensure that they have no other condition that will interfere with the face-to-facepiece seal or the valve function.
- (b) Not wear corrective glasses, goggles or other PPE that interferes with the seal of the facepiece to the face, or that has not been previously tested for use with that respiratory equipment.
- (c) Perform a user seal check per department-approved procedures recommended by the respirator manufacturer each time they put on a tight-fitting respirator.
- (d) Leave a respiratory use area whenever they detect vapor or gas breakthrough, changes in breathing resistance or leakage of their facepiece and ensure that the respirator is replaced or repaired before returning to the affected area.

#### 706.7.3 GAS MASK

Full-face air-purifying respirators, commonly referred to as gas masks, may be fitted with mechanical pre-filters or combination cartridge/filter assemblies for use in areas where gases, vapors, dusts, fumes or mists are present. Members must identify and use the correct cartridge based on the circumstances:

A scene commander may order the use of gas masks in situations where the use of a SCBA is not necessary. These incidents may include areas where tear gas has or will be used or where a vegetation fire is burning. Gas masks shall not be used if there is a potential for an oxygen-deficient atmosphere.

Members shall ensure their gas mask filters are replaced whenever:

# Kirkland Police Department

## Kirkland PD Policy Manual

### *Personal Protective Equipment*

---

- (a) They smell, taste or are irritated by a contaminant.
- (b) They experience difficulty breathing due to filter loading.
- (c) The cartridges or filters become wet.
- (d) The expiration date on the cartridges or canisters has been reached.

#### 706.7.4 SELF-CONTAINED BREATHING APPARATUS

Scene commanders may direct members to use SCBA when entering an atmosphere that may pose an immediate threat to life, would cause irreversible adverse health effects or would impair an individual's ability to escape from a dangerous atmosphere. These situations may include, but are not limited to:

- (a) Entering the hot zone of a hazardous materials incident.
- (b) Entering any area where contaminant levels may become unsafe without warning, or any situation where exposures cannot be identified or reasonably estimated.
- (c) Entering a smoke- or chemical-filled area.

The use of SCBA should not cease until approved by a scene commander.

#### 706.7.5 RESPIRATOR FIT TESTING

No member shall be issued respiratory PPE until a proper fit testing has been completed by a designated member or contractor (WAC 296-842-15005).

After initial testing, fit testing for respiratory PPE shall be repeated (WAC 296-842-15005):

- (a) At least once every 12 months.
- (b) Whenever there are changes in the type of SCBA or facepiece used.
- (c) Whenever there are significant physical changes in the user (e.g., obvious change in body weight, scarring of the face seal area, dental changes, cosmetic surgery or any other condition that may affect the fit of the facepiece seal).
- (d) Whenever there is an indication that the respirator fit is unacceptable.

All respirator fit testing shall be conducted in negative-pressure mode.

#### 706.7.6 RESPIRATORY MEDICAL EVALUATION QUESTIONNAIRE

No member shall be issued respiratory protection that forms a complete seal around the face until (WAC 296-842-14005; WAC 296-842-22005):

- (a) The member has completed a medical evaluation that includes a medical evaluation questionnaire.
- (b) A physician or other licensed health care professional has reviewed the questionnaire.
- (c) The member has completed any physical examination recommended by the reviewing physician or health care professional.

#### 706.8 RECORDS

The Training Sergeant is responsible for maintaining records of all:

# Kirkland Police Department

## Kirkland PD Policy Manual

### *Personal Protective Equipment*

---

- (a) PPE training.
- (b) Initial fit testing for respiratory protection equipment.
- (c) Annual fit testing.
- (d) Respirator medical evaluation questionnaires and any subsequent physical examination results.
- (e) These records shall be maintained in a separate confidential medical file.

The records shall be maintained in accordance with the department records retention schedule and WAC 296-842-12010.

#### **706.9 TRAINING**

Members should be trained in the respiratory and other hazards to which they may be potentially exposed during routine and emergency situations.

All members shall be trained in the proper use and maintenance of PPE issued to them, including when the use is appropriate; how to put on, remove and adjust PPE; how to care for the PPE; and the limitations (WAC 296-800-16025).

Members issued respiratory PPE shall attend annual training on the proper use of respiratory protection devices (WAC 296-842-16005).

## **Chapter 8 - Support Services**

# Crime Analysis

## 800.1 PURPOSE AND SCOPE

Crime analysis should provide currently useful information to aid operational personnel in meeting their tactical crime control and prevention objectives by identifying and analyzing methods of operation of individual criminals, providing crime pattern recognition, and providing analysis of data from field interrogations and arrests. Crime analysis can be useful to the Department's long range planning efforts by providing estimates of future crime trends and assisting in the identification of enforcement priorities.

## 800.2 DATA SOURCES

Crime analysis data is extracted from many sources including, but not limited to:

- Crime reports
- Field Interview cards
- Parole and Probation records
- Computer Aided Dispatch / Records Management / Jail Booking System data
- Electronic Traffic Information Processing (eTRIP) data
- Investigative reports and databases
- Crime Analysis bulletins from outside agencies
- Online open source and restricted access data sources

## 800.3 CRIME ANALYSIS FACTORS

The following minimum criteria should be used in collecting data for Crime Analysis:

- Frequency by type of crime, violations and/or specific calls for service
- Geographic factors
- Temporal factors
- Victim and target descriptors
- Suspect descriptors
- Suspect vehicle descriptors
- Modus operandi factors
- Physical evidence information

## 800.4 CRIME ANALYSIS DISSEMINATION

For a crime analysis system to function effectively, information should be disseminated to the appropriate units or persons on a timely basis. Information that is relevant to the operational and tactical plans of specific line units should be sent directly to them in order to support their overall

# Kirkland Police Department

## Kirkland PD Policy Manual

### *Crime Analysis*

---

operational readiness and deployment decisions. Information relevant to the development of the Department's strategic plans should be provided to the appropriate staff units. When information pertains to tactical and strategic plans, it should be provided to all affected units.



# Property and Evidence

## 801.1 PURPOSE AND SCOPE

This policy provides for the proper collection, storage, and security of evidence and other property. Additionally, this policy provides for the protection of the chain of evidence and those persons authorized to remove and/or destroy property.

### 801.1.1 DEFINITIONS

**Property** - Includes all items of evidence, items taken for safekeeping and found property.

**Evidence** - Includes items taken or recovered in the course of an investigation that may be used in the prosecution of a case. This includes photographs and latent fingerprints.

**Safekeeping** - Includes the following types of property:

- Property obtained by the Department for safekeeping, such as a firearm
- Personal property of an arrestee not taken as evidence
- Property taken for safekeeping under authority of a law

**Found Property** - Includes property found by an employee or citizen that has no apparent evidentiary value and where the owner cannot be readily identified or contacted.

## 801.2 POLICY

It is the policy of the Kirkland Police Department to process and store all property in a manner that will protect it from loss, damage, or contamination, while maintaining documentation that tracks the chain of custody, the location of property, and its disposition.

## 801.3 PROPERTY HANDLING

Any employee who first comes into possession of any property shall retain such property in his/her possession until it is properly tagged and placed in the designated property lockers or storage rooms. Care shall be taken to maintain the chain of custody for all evidence.

Where ownership can be established as to found property with no apparent evidentiary value, such property may be released to the owner without the need for submission to the property room. The property release form must be completed to document the release of such property and the owner shall sign the form acknowledging receipt of the item(s).

While on-duty, keyed lockers may be utilized should an employee need more time to book property due to call load. Property and evidence placed in keyed lockers must be submitted into the custody of the property room prior to the end of an employee's shift. If items are not tagged, entered into the computer and submitted into the property room by the end of the employee's shift, the key can either be turned in to an Evidence Technician or put into drop slot locker #23, to which only Evidence Technicians have access. Locker and/or storage room keys are not to remain in an employee's possession, including personal locker or mailbox, for any reason beyond the end of the employee's shift. Employees needing access to unsubmitted property/evidence during a

# Kirkland Police Department

## Kirkland PD Policy Manual

### *Property and Evidence*

---

subsequent shift must contact an Evidence Technician to obtain access to the locker or storage room.

#### 801.3.1 PROPERTY BOOKING PROCEDURE

The employee who first comes into possession of any property must book the property and place the property under the control of the Evidence Unit prior to the employee going off-duty. Employees booking property shall observe the following guidelines:

- (a) A property record must be completed in the current records management system, describing each item of property separately, listing all serial numbers, owner's name, finder's name, and other identifying information or markings.
- (b) Mark each item of evidence with the booking employee's initials and the date booked using the appropriate method so as not to deface or damage the value of the property.
- (c) Complete an evidence/property tag and attach it to the property, completely fill out the evidence envelope or packaging and affix the corresponding barcode.
- (d) Place the case number and the tag number in the designated areas of the tag, envelope, or bag.
- (e)
- (f) When the property is too large to be placed in a locker, the item will be secured in an evidence storage room.

#### 801.3.2 EXPLOSIVES

Officers who encounter a suspected explosive device shall promptly notify their immediate supervisor. The Bellevue Bomb Squad will be called to handle explosive-related incidents and will be responsible for the handling, storage, sampling, and disposal of all suspected explosives.

Explosives will not be retained in the police facility. Only fireworks that are considered stable and safe and road flares or similar signaling devices may be booked into property. All such items shall be stored in proper containers and in an area designated for the storage of flammable materials. The Evidence Technician is responsible for transporting to the Bellevue Bomb Squad, on a regular basis, any fireworks or signaling devices that are not retained as evidence.

#### 801.3.3 EXCEPTIONAL HANDLING

Certain property items require a separate process. The following items shall be processed in the described manner:

- (a) Bodily fluids such as blood or semen stains shall be air dried prior to submission.
- (b) All bicycles and bicycle frames require a property record. Property tags will be securely attached to each bicycle or frame. Bicycles will be secured in an evidence storage room.
- (c) All cash over \$500 shall be counted in the presence of a supervisor and placed in a white, currency only evidence envelope. The envelope shall be initialed by the submitting officer and the supervisor.

# Kirkland Police Department

## Kirkland PD Policy Manual

### *Property and Evidence*

---

- (d) City property, unless connected to a known criminal case, should be released directly to the appropriate City department. No RMS entry is required. In cases where no responsible person can be located, the property should be submitted for safekeeping in the normal manner.
- (e) Property items that are wet when collected shall be air dried in the drying cabinet. The key to the drying cabinet shall remain with the officer who collected the evidence until the item is completely dry and can be properly packaged.

#### 801.3.4 PROPERTY SUBJECT TO FORFEITURE

Whenever property seized by the Department is subject to forfeiture, specific notification procedures must be followed. It shall be the responsibility of the Detective Sergeant or his/her designee to ensure that the following notifications are completed.

The owner of the property will be notified of the seizure and intended forfeiture of the seized property within 15 days following the seizure. Notification includes any person having any known right or legal interest in the seized property, including any community property interest. The notice of the seizure may be made by any method authorized by law (RCW 10.105.010).

The notification will include the legal reason for the seizure and information regarding how to appeal the pending forfeiture.

Notification procedures for property seized under Asset Forfeiture (RCW 69.50.505) are detailed in the Asset Forfeiture Policy.

#### 801.3.5 STORAGE OF SURRENDERED FIREARMS

Officers shall accept and store a firearm from any individual who has surrendered firearms under RCW 9.41.800 (Surrender of weapons), the Extreme Risk Protection Order Act, after being detained under RCW 71.05.150 or RCW 71.05.153, or after sentencing pursuant to RCW 10.99.100. The officer receiving the firearm shall:

- (a) Record the individual's name, address, and telephone number.
- (b) Record the firearm's serial number.
- (c) Record the date that the firearm was accepted for storage.
- (d) Prepare a property receipt form and provide a copy to the individual who surrendered the firearm.
  - 1. If the firearm was surrendered pursuant to the Extreme Risk Protection Order Act, the original receipt should be forwarded promptly to the Records Supervisor for timely filing with the court (RCW 7.105.340).

The Evidence Technician shall handle and store firearms surrendered pursuant to a civil protection order to prevent damage or degradation in appearance or function and document the condition of the surrendered firearms including by taking a digital photograph (RCW 7.105.340).

#### 801.3.6 ALCOHOLIC BEVERAGES AND CONTAINERS

##### A. Misdemeanor Investigations:

# Kirkland Police Department

## Kirkland PD Policy Manual

### *Property and Evidence*

---

#### 1. Minor in Possession/Driving Under the Influence/Theft 3 (shoplift)

- (a) Officers are to document the odor inside the containers in the case report and state by training and experience that the substance is an alcoholic beverage.
- (b) Photograph the container(s) and download digital photographs into the case document tab.
- (c) Officers will dispose of the alcoholic beverage and container by pouring out the alcohol and disposing of the container in a garbage container.
- (d) Alcohol containers and alcoholic substances for misdemeanor crimes are not to be submitted to the property room.
- (e) Per the City and County Prosecutors' Offices, the officer's testimony as stated above, along with digital photographs, is sufficient for misdemeanor prosecution.

#### 2. Other Misdemeanor Crimes

- (a) Evidence of alcoholic substances and containers for other misdemeanor crimes should be weighed as to the significance of the evidence. Discretion is allowed for the submission of alcoholic containers if necessary for prosecution.

B. Felony Investigations: Evidence in all felony crimes is to be submitted per standard procedure.

#### 801.3.7 FOUND PROPERTY

Found property surrendered to the Department shall be handled as required by RCW 63.21.050.

#### **801.4 PACKAGING OF PROPERTY**

Certain items require special consideration and shall be submitted separately as follows:

- (a) Narcotics and dangerous drugs. Weight (without packaging) or pill count shall be recorded on packaging and in RMS.
- (b) Firearms (ensure they are unloaded and submitted separately from ammunition).
- (c) Property with more than one known owner.
- (d) Fireworks.
- (e) Contraband.
- (f) Sharps, such as needles or injectables, will not be submitted or accepted into the property room.
- (g) No explosives, dangerous chemicals, unknown biological specimens, nuclear material or ammunition greater than .50 caliber will be submitted to the Property Room or temporary storage areas. Contact will be made by the supervisor, Property/Evidence Technician or investigating officer with the Fire Department, Environmental Protection Agency, Bellevue Bomb Squad or other specialized agency when such material is recovered. All such items are to be photographed by the officer and disposed of by the specialized agency. Any handling of the items will be accomplished by the specialized agency requested to the scene.

# Kirkland Police Department

## Kirkland PD Policy Manual

### *Property and Evidence*

---

Officers shall refer to the Washington State Patrol Forensic Services Guide for any questions on collecting and packaging of evidence.

[See attachment: Forensic\\_Services\\_Guide 2022.pdf](#)

#### 801.4.1 PACKAGING CONTAINER

Employees shall package all property, except narcotics and dangerous drugs in a suitable container available for its size. Knife boxes should be used to package knives. A property tag shall be securely attached to the outside of all items or group of items packaged together.

#### 801.4.2 PACKAGING NARCOTICS, CONTROLLED SUBSTANCES AND OTHER DRUGS

The officer seizing narcotics, dangerous drugs, controlled substances and/or any other suspected drug shall retain such property in his/her possession until it is properly weighed with a certified scale, packaged, tagged, and placed in an evidence locker. Prior to packaging and if the quantity allows, a presumptive test should be made on all suspected narcotics, controlled substances and other drugs. If conducted, the results of this test shall be included in the officer's report.

An attempt should be made to identify all pills utilizing an online pill identifier, such as WebMD. Absent a positive identification of a pill or substance, officers should use their training and experience to indicate in their report and on the package what they suspect the pill or substance to be. This is a requirement for drug burn procedures.

Narcotics and dangerous drugs shall be packaged in an orange narcotics envelope available in the evidence packaging area. Narcotics and dangerous drugs submitted as evidence must be packaged separately according to drug type. Narcotics and dangerous drugs submitted for destruction may be submitted together and do not have to be packaged separately. The booking officer shall seal all seams of the envelope with evidence or packing tape and initial all of the seals. Narcotics and dangerous drugs shall not be packaged with other property.

When dealing with suspected Fentanyl, appropriate personal protective equipment shall be used (per OSHA guidelines) to include:

- (a) Nitrile gloves
- (b) N-95 Dust Mask
- (c) Eye Protection
- (d) Paper/Tyvek Coveralls and Shoe Covers

Officers shall pack suspected Fentanyl in the presence of a second KPD employee in case of accidental exposure. All suspected Fentanyl shall be placed within two agency-approved evidence envelopes. Evidence Technicians shall be notified via email by the submitting officer or detective about the submission and location of the Fentanyl. KPD personnel may use the TruNarc analyzer to field test suspected Fentanyl with safety measures in place: Fentanyl cannot be removed from its current packaging, and personnel may not cut, scrape, or otherwise mutate the suspected Fentanyl to facilitate testing. If the Fentanyl cannot be safely tested, KPD personnel will send it to the Washington State Crime Lab for testing when current prosecution protocols require it.

# Kirkland Police Department

## Kirkland PD Policy Manual

### *Property and Evidence*

---

Situations involving large-scale accidental spill or release of a Fentanyl-related substance is a public health emergency which requires law enforcement personnel to immediately vacate the area and call a HAZMAT incident response team.

#### **801.5 RECORDING OF PROPERTY**

The Evidence Technician receiving custody of evidence or property shall record his/her signature, the date and time the property was received and where the property will be stored on the property packaging.

An evidence number shall be assigned to each property item. The evidence number is the case number followed by "EV" then the officer's personnel number and the item number of the evidence (example: 1112345EV039-001). This number shall be recorded on the property packaging.

Any changes in the location of property held by the Kirkland Police Department shall be recorded in the records management system.

#### **801.6 PROPERTY CONTROL**

Each time the Evidence Technician receives property or releases property to another person, he/she shall enter this information in the records management system. Officers desiring property for court shall contact the Evidence Technician at least one day prior to the court day.

##### **801.6.1 RESPONSIBILITY OF OTHER PERSONNEL**

Request for analysis for items shall be completed on the appropriate forms and submitted to the Evidence Technician. This request may be filled out any time after booking of the property or evidence.

##### **801.6.2 TRANSFER OF EVIDENCE TO CRIME LABORATORY**

All physical evidence will be secured in the property room until it is transferred to the crime lab. Transfers to the lab are the responsibility of the Evidence Technician, usually by hand delivery.

A Washington State Patrol Crime Lab "Request for Laboratory Examination" form shall be completed by the investigator and submitted to the Evidence Technician. To maintain a record of physical evidence submitted to a lab for examination, the "Request for Laboratory Examination" form or other request form will accompany all requests to the lab and will be signed for by the person receiving the evidence at the lab.

A copy of each form will be maintained in the case file and the chain of custody will be updated in the records management system.

##### **801.6.3 STATUS OF PROPERTY**

Each person receiving property will make the appropriate entry to document the chain of evidence. Temporary release of property to officers for investigative purposes, or for court, shall be noted on the Evidence Request Form, stating the date, time, and to whom released.

# Kirkland Police Department

## Kirkland PD Policy Manual

### *Property and Evidence*

---

The Evidence Technician shall obtain the signature of the person to whom property is released, and the reason for release. Any employee receiving property shall be responsible for such property until it is properly returned to property or properly released to another authorized person or entity.

The return of the property should be recorded on the Evidence Request Form, indicating date, time, and the person who returned the property.

#### 801.6.4 AUTHORITY TO RELEASE PROPERTY

Property may be released to the rightful owner once all police use of the property is satisfied and the officer who submitted the property, or the case detective, has approved the property for release.

Recovered stolen property, where a victim has been identified, will be expeditiously returned when no longer needed as evidence.

Evidence will not be released until cleared for release by the investigating officer, detective, prosecutor or court.

In every case where property is released, the final disposition of that property will be entered into the records management system.

#### 801.6.5 CANNABIS AND PRESCRIPTION MEDICATION COLLECTED BY STAFF: NON-EVIDENTIARY

Cannabis and prescription medication will not be returned when they are collected as personal property unless returned pursuant to a Court order. These collections usually occur due to a subject who is in the lawful possession of cannabis and/or prescription medication at the time of arrest being subsequently transported to a jail facility or held in custody on Kirkland charges. Employees who come into possession of cannabis and/or prescription medication in this manner will need to complete an evidence entry and designate the cannabis and/or prescription medication for destruction in 90 days, unless the Kirkland Police Department receives a court order directing return of the cannabis and/or prescription medication before the expiration of 90 days.

Officers should consider advising arrestees of this policy and allow them to leave cannabis and/or prescription medication that they lawfully possess under State law at home, in their vehicle or with another person who may lawfully possess the cannabis and/or prescription medication, to avoid having to place these items in property/evidence for destruction.

#### 801.6.6 RELEASE OF PROPERTY

The Kirkland Police Department shall make every effort to return personal property that is in the possession of this department when such property is not considered evidence of a crime or is no longer needed as evidence. In such cases, the Evidence Technician shall make a reasonable attempt to identify the lawful owner and provide written notice via US Mail within 15 days after the property is authorized to be released.

If the property remains unclaimed beyond sixty days after the initial written notice to the property owner, or, in the case of property held as evidence, sixty days from the date when the case has

# Kirkland Police Department

## Kirkland PD Policy Manual

### *Property and Evidence*

---

been finally adjudicated and the property has been released as evidence by order of the court, the Department may (RCW 63.32.010; RCW 63.40.010):

- (a) At any time thereafter sell the property at public auction to the highest and best bidder for cash. The disposition of all proceeds from such auctions shall be accounted for and recorded according to law. (RCW 63.32.030; RCW 63.40.030).
- (b) Retain the property for the use of the Department subject to giving notice in the manner prescribed in RCW 63.32.020 (or RCW 63.40.020) and the right of the owner, or the owner's legal representative, to reclaim the property within one year after receipt of notice, without compensation for ordinary wear and tear if, in the opinion of the Chief of Police, the property consists of firearms or other items specifically usable in law enforcement work, provided that at the end of each calendar year during which there has been such a retention, the Department shall provide the City's elected body, and retain for public inspection, a list of such retained items and an estimation of each item's replacement value. At the end of the one-year period any unclaimed firearm shall be disposed of pursuant to RCW 9.41.098(2).
- (c) Destroy an item of personal property at the discretion of the Chief of Police, or their designee, if they determine that the following circumstances have occurred:
  1. The property has no substantial commercial value, or the probable cost of sale exceeds the value of the property; and
  2. The item has been unclaimed by any person after notice procedures have been met, as prescribed in this section; and
  3. The Chief of Police, or their designee, has determined that the item is unsafe and unable to be made safe for use by any member of the general public.

If the item is not unsafe or illegal to possess or sell, it may, after satisfying the notice requirements as prescribed in RCW 63.32.020 or RCW 63.40.020 be offered by the Chief of Police, or their designee, to bona fide dealers, in trade for law enforcement equipment. Such equipment shall be treated as retained property for the purpose of annual listing requirements of the RCW. Such items may be destroyed at the discretion of the Chief of Police, or their designee, if they believe that it has been, or may be used in a manner that is illegal (RCW 63.32.010; RCW 63.40.010).

The Evidence Technician shall release the property upon proper identification being presented by the owner, or their designee, for which an authorized release has been received. A signature of the person receiving the property shall be recorded on the property release form. After release of all property entered on the property release form, the release form shall be scanned into the case documents tab in the records management system. Upon release, the property entry shall be documented in the chain of custody portion of the records management system.

#### 801.6.7 DISPUTED CLAIMS TO PROPERTY

Occasionally more than one party may claim an interest in property being held by the Department, and the legal rights of the parties cannot be clearly established. Such property shall not be released until one party has obtained a valid court order or other undisputed right to the involved property.



# Kirkland Police Department

## Kirkland PD Policy Manual

### *Property and Evidence*

---

All parties should be advised that their claims are civil and in extreme situations, legal counsel for the Department may wish to file an interpleader to resolve the disputed claim.

#### **801.6.8 CONTROL OF NARCOTICS AND DANGEROUS DRUGS**

The Evidence Unit will be responsible for the storage, control, and destruction of all narcotics and dangerous drugs coming into the custody of this department. Any time narcotics and/or dangerous drugs enter or leave the evidence room, they will be weighed using a certified/calibrated scale by the Evidence Technicians.

The Evidence Technician shall complete a visual inspection to detect possible tampering for any narcotic or dangerous drug prior to destruction. The inspection shall be witnessed by another member who does not have access to the evidence room.

#### **801.6.9 DESTRUCTION OF NARCOTICS OR CONTRABAND**

The Administrative Commander, or the authorized designee, shall establish procedures for the safe destruction of narcotics and dangerous drugs, contraband, and other illegal items. Documentation of destruction shall be maintained in accordance with the established records retention schedule.

#### **801.6.10 PROPERTY DEPICTING A MINOR ENGAGED IN SEXUALLY EXPLICIT CONDUCT**

No property or material that depicts a minor engaged in sexually explicit conduct shall be copied, photographed, or duplicated. Such material shall remain under the control of this department or the court and shall be made reasonably available for inspection by the parties to a criminal proceeding involving the material. The defendant may only view these materials while in the presence of his/her attorney or an individual appointed by the court either at this department or a neutral facility as approved by the court (RCW 9.68A.170). Any request for inspecting such material should be brought to the attention of the assigned investigator or an investigation supervisor.

#### **801.6.11 CRIME GUNS**

A crime gun is defined as any firearm that is illegally possessed, used in a crime, or suspected to have been used in a crime. An abandoned firearm may also be categorized as a crime gun if it is suspected to have been used in a crime or illegally possessed.

The Evidence Technician shall ensure that all crime guns are test fired for cartridge casing submission to IBIS. The Evidence Technician or primary assigned detective shall ensure that an ATF E-Trace is completed on each recovered crime gun.

### **801.7 DISPOSITION OF PROPERTY**

All personal property, other than vehicles governed by Chapter 46.52 RCW, not held for evidence in a pending criminal investigation or proceeding, and held for 60 days or longer where the owner has not been located or fails to claim the property, may be disposed of in compliance with existing laws upon receipt of proper authorization for disposal. The Evidence Technician should request a disposition or status on all property which has been held in excess of 60 days, and for which no disposition has been received from a supervisor or detective (RCW 63.32.010; RCW 63.40.010).

# Kirkland Police Department

## Kirkland PD Policy Manual

### *Property and Evidence*

---

#### 801.7.1 BIOLOGICAL EVIDENCE

The Evidence Technician shall ensure that no biological evidence held by the Department is destroyed without adequate notification to the following persons, when applicable:

- (a) The defendant
- (b) The defendant's attorney
- (c) The appropriate prosecutor and Attorney General
- (d) Any sexual assault victim
- (e) The Professional Standards Division Captain

Biological evidence shall be retained for a minimum period established by Washington law (RCW 5.70.010) or the expiration of any sentence imposed related to the evidence, whichever time period is greater. Following the retention period, notifications should be made by certified mail and should inform the recipient that the evidence will be destroyed after a date specified in the notice unless a motion seeking an order to retain the sample is filed and served on the Department within 90 days of the date of the notification. A record of all certified mail receipts shall be retained in the appropriate file. Any objection to, or motion regarding, the destruction of the biological evidence should be retained in the appropriate file and a copy forwarded to the Professional Standards Division Captain.

Biological evidence related to a homicide shall be retained indefinitely and may only be destroyed with the written approval of the Chief of Police and the head of the applicable prosecutor's office.

Biological evidence from an unsolved crime shall not be disposed of prior to expiration of the statute of limitations (RCW 5.70.010). Even after expiration of the applicable statute of limitations, the Professional Standards Captain should be consulted.

#### 801.7.2 RETURN OF FIREARMS

Prior to the return of a privately owned firearm, the Evidence Technician shall ensure confirmation of the following (RCW 9.41.345):

- (a) The individual to whom the firearm is to be returned is the individual from whom the firearm was obtained, an authorized representative of the individual, or other person identified by a court order
- (b) The individual is eligible to possess a firearm pursuant to RCW 9.41.080
- (c) The firearm is not required to be held in custody or prohibited from release
- (d) Five business days have elapsed from the time the firearm was obtained by law enforcement

If a firearm or dangerous weapon was surrendered or lawfully seized pursuant to a protection order issued under RCW 9.41.800 and is to be returned to a person other than the individual from whom the firearm or dangerous weapon was obtained, the Evidence Technician shall determine that the person is the lawful owner and obtain a written agreement, signed by the lawful owner under the penalty of perjury, that the firearm or dangerous weapon will be stored in a manner to

# Kirkland Police Department

## Kirkland PD Policy Manual

### *Property and Evidence*

---

prevent the individual from whom the firearm or dangerous weapon was obtained, from accessing, controlling, or possessing the firearm or dangerous weapon (RCW 9.41.801).

Upon confirmation that the individual is eligible to possess a firearm and any applicable notifications are complete, the firearm shall be released to the individual or authorized representative upon request without unnecessary delay.

If a firearm cannot be returned because it is required to be held in custody or is otherwise prohibited from release, written notice shall be provided to the individual within five business days of the date the individual requested return of the firearm. The written notice shall include the reason the firearm must remain in custody.

#### 801.7.3 RELEASE OF FIREARMS IN EXTREME RISK PROTECTION ORDER MATTERS

If an extreme risk protection order is terminated or expires without renewal, a firearm taken or surrendered pursuant to the order shall be returned to the person after (RCW 7.105.345):

- (a) Confirming through a background check that the person is currently eligible to possess the firearm under federal and state law.
- (b) Confirming with the court that the extreme risk protection order is no longer in effect.
- (c) Notice has been provided to a family or household member who requested notification.

If an individual other than the restrained person claims title to any firearms surrendered or taken into custody, and that individual is determined to be the lawful owner and a lawful possessor of the firearm, the firearm shall be returned to that individual provided that the individual agrees to store the firearm in a manner that prevents the restrained person from access (RCW 7.105.340).

#### 801.7.4 SEXUAL ASSAULT KITS

Unreported sexual assault kits shall be stored and preserved for 20 years from the date of collection (RCW 5.70.030).

In any felony case initially charged as a violent or sex offense, as defined in RCW 9.94A.030, a governmental entity shall preserve any DNA work product that has been secured in connection with the criminal case, including related investigatory reports and records, according to the guidelines found in RCW 5.70.010.

#### 801.7.5 RELEASE OF FIREARMS AFTER EMERGENCY DETENTION

Firearms surrendered pursuant to RCW 71.05.182 (surrender of firearms after emergency detention) shall be returned in compliance with the provisions of RCW 9.41.345 as long as the six-month suspension period has expired or the person's right to possess firearms has been restored, whichever is sooner (RCW 71.05.182).

#### 801.7.6 NOTIFICATION FOR FIREARM RETURN

If notification has been requested or is required pursuant to RCW 9.41.340, it shall be made to the following individuals by established department protocols within one business day of verification that the firearm is eligible to be returned (RCW 9.41.340):

# Kirkland Police Department

## Kirkland PD Policy Manual

### *Property and Evidence*

---

- (a) To a family or household member, or an intimate partner who has requested notification.
- (b) To any person identified in a no-contact order, restraining order, protection order, or any identified victim of the crime that resulted in the firearm surrender.

Once notification is made, the firearm shall be held for five business days from the time notification has been provided or the information has been entered into the appropriate databases (RCW 9.41.345).

#### **801.7.7 REPORT OF CLEARED PROPERTY**

The Evidence Technician shall provide an annual written report to the Chief of Police on the number of items cleared (e.g., released, returned, disposed of, otherwise removed from the control of the Evidence Unit) during the prior year.

#### **801.7.8 DISPOSITION OF FIREARMS FROM BUYBACK PROGRAMS**

The Investigation Deputy Chief should develop procedures for the department's handling of firearms obtained from a firearm buyback program, including, at a minimum (RCW 9.41.098):

- (a) Destroying firearms, except as limited by RCW 9.41.098.
- (b) Returning relinquished firearms that are verified to be stolen to the rightful owner.
- (c) Determining whether any relinquished firearms have been used in the commission of a crime and retaining and storing such firearms until no longer needed for investigation or evidence purposes.

#### **801.8 INSPECTIONS, INVENTORIES, AND AUDITS OF THE EVIDENCE ROOM**

- (a) On a monthly basis, the supervisor of the Evidence Technicians shall make an inspection of the property and evidence storage facilities and practices to ensure adherence to appropriate policies and procedures.
- (b) An annual unannounced audit of property and evidence, including drugs, money, jewelry, and firearms, shall be conducted by a Lieutenant (as appointed by the Chief of Police) not routinely or directly connected with evidence control.
- (c) Whenever a change is made in personnel who have access to the Evidence Unit, a full inventory of sensitive items, including drugs, money, jewelry, and firearms, shall be made by an individual not associated with the Evidence Unit or its function to ensure that records are correct and all property is accounted for. A random audit of general property will also be conducted. The scope of the general property audit will be at the discretion of the Chief of Police.

#### **801.9 EVIDENCE UNIT SECURITY**

Access to the Evidence Unit is restricted to authorized department personnel only. It shall be the responsibility of the Evidence Technician to control all access to the Evidence Unit.

The Evidence Technician shall maintain a log of all persons entering the secured area of the Evidence Unit. Personnel, other than those assigned to the Evidence Unit, who have legitimate

# Kirkland Police Department

## Kirkland PD Policy Manual

### *Property and Evidence*

---

business in the secured area will be required to record their name, the date, time, and purpose for entry.

#### **801.9.1 CONTROLS AND ALARMS**

The Evidence Unit permanent storage areas shall have controls to keep property protected from unauthorized entry, fire, moisture, extreme temperature, and pests. Alarms for unauthorized entry and fire shall be monitored at all times.

#### **801.10 BODY-WORN CAMERAS**

Body-worn camera systems will be used to enhance member safety while promoting community trust and transparency. The Kirkland Police Department will provide commissioned personnel with body-worn cameras for use during the performance of their duties due to their regular interactions with members of the public. All officers who are provided with a BWC by the department shall use and wear it consistent with the policy.

The Department utilizes a digital evidence storage software system in order to store, categorize, view, and share all digital evidence, to include BWC recordings. Officers shall not copy, edit, alter, erase, or otherwise modify in any manner BWC recordings except as authorized by law or Department policy.

Any violation of this provision is considered serious misconduct and subject to disciplinary action, up to and including termination. (See Body-Worn Camera Policy for further details.)

#### **801.11 STATE CRIME LAB GUIDELINES**

In addition to the content outlined in this policy, the Department shall follow the Washington State Patrol Crime Lab guidelines for the proper collection and identification of evidence and property.

## Records Section

### 802.1 PURPOSE AND SCOPE

This policy establishes the guidelines for the operational functions of the Kirkland Police Department Records Section. The policy addresses department file access and internal requests for case reports.

#### 802.1.1 ELECTRONIC FILING SYSTEM

Reports are stored electronically in a Records Management System (RMS). Reports are numbered commencing with the current year followed by a sequential number beginning with 00001 starting at midnight on the first day of January of each year.

#### 802.1.2 DIGITAL MEDIA

All digital media, to include images, videos and recordings, are stored electronically in Evidence.com. All digital media will be numbered using the corresponding case number in the Records Management System.

### 802.2 POLICY

It is the policy of the Kirkland Police Department to maintain department records securely, professionally, and efficiently.

### 802.3 RESPONSIBILITIES

#### 802.3.1 RECORDS SUPERVISOR

The Chief of Police shall appoint and delegate certain responsibilities to a Records Supervisor. The Records Supervisor shall be directly responsible to the Administrative Commander or the authorized designee. The responsibilities of the Records Supervisor include, but are not limited to:

- (a) Overseeing the efficient and effective operation of the Records Section.
- (b) Scheduling and maintaining Records Section time records.
- (c) Supervising, training, and evaluating Records Section staff.
- (d) Maintaining and updating a Records Section procedure manual.
- (e) Ensuring compliance with established policies and procedures.
- (f) Supervising the access, use, and release of protected information (see the Protected Information Policy).
- (g) Establishing security and access protocols for case reports designated as sensitive where additional restrictions to access have been implemented. Sensitive reports may include, but are not limited to:
  1. Homicides
  2. Cases involving department members or public officials

# Kirkland Police Department

## Kirkland PD Policy Manual

### *Records Section*

---

3. Any case where restricted access is prudent

#### 802.3.2 RECORDS SECTION

The responsibilities of the Records Section include, but are not limited to:

- (a) Maintaining a records management system for case reports.
  1. The records management system should include a process for numbering, identifying, tracking, and retrieving case reports.
- (b) Entering case report information into the records management system.
  1. Modification of case reports shall only be made when authorized by a supervisor.
- (c) Providing members of the Department with access to case reports when needed for investigation or court proceedings.
- (d) Maintaining compliance with federal, state, and local regulations regarding reporting requirements of crime statistics.
- (e) Maintaining compliance with federal, state, and local regulations regarding criminal history reports and auditing.
- (f) Identifying missing case reports and notifying the responsible member's supervisor.
- (g) Establishing a process for collecting and submitting data to appropriate federal data collection authorities (e.g., FBI National Use-of-Force Data Collection, U.S. Department of Justice's National Law Enforcement Accountability Database), as applicable, for the following types of occurrences:
  1. Officer suicides
  2. Officer misconduct
  3. Uses of force
  4. Officer deaths or assaults
  5. Crime incidents
  6. Deaths in custody
- (h) Providing UCR/NIBRS reports to the Washington Association of Sheriffs and Police Chiefs (WASPC) on a regular basis.
- (i) Entering the required information, to the extent known, in the National Crime Information Center (NCIC) database for any report of a lost or stolen firearm (Chapter 286, § 1, 2024 Laws).

#### 802.4 FILE ACCESS AND SECURITY

The security of files in the Records Section must be a high priority and shall be maintained as mandated by state or federal law. All case reports including but not limited to initial, supplemental, follow-up, evidence, and any other reports related to a police department case, including field interview (FI) cards, criminal history records, and publicly accessible logs, shall be maintained in a secure area within the Records Section accessible only by authorized members of the Records

# Kirkland Police Department

## Kirkland PD Policy Manual

### *Records Section*

---

Section. Access to case reports or files when Records Section staff is not available may be obtained through the on-duty supervisor.

The Records Section will also maintain a secure file for case reports deemed by the Chief of Police as sensitive or otherwise requiring extraordinary access restrictions.

Kirkland Police Department employees shall not access, view or distribute, or allow anyone else to access, view or distribute any record, file or report, whether hard copy or electronic file format, except in accordance with department policy and with a legitimate law enforcement or business purpose or as otherwise permissible by law.

Violation of this policy is cause for discipline up to and including termination.

#### **802.4.1 RECORDS CONCERNING JUVENILES**

The Records Supervisor shall be responsible for the destruction of juvenile records in accordance with RCW 13.50.270, including the following circumstances:

- Upon receiving notification from the juvenile court that specific records should be destroyed.
- Upon receiving notification from the Office of the Governor that a specific juvenile has received a full and unconditional pardon, the Records Supervisor shall ensure that all records pertaining to that juvenile are destroyed within 30 days.

#### **802.5 USE OF A CENTRAL COMPUTERIZED ENFORCEMENT SERVICE SYSTEM (ACCESS)**

ACCESS is a computer-controlled communications system located at the WSP Information Technology Division. ACCESS provides service to all the state and national information systems. The Chief of the WSP is vested with the authority to administer all operating phases of ACCESS and the Washington Crime Information Center (WACIC). There are specific requirements for agencies accessing the information in the group of computer systems in ACCESS.

##### **802.5.1 ACCESS USE REQUIREMENTS**

No member of the Kirkland Police Department shall operate any of the ACCESS systems without first complying with the training requirements as listed in the ACCESS Manual Chapter 1, Section 5, Item D. [WSP ACCESS Manual](#)

##### **802.5.2 ACCESS REQUIREMENTS**

As an authorized ACCESS user, the Kirkland Police Department complies with all of the following ACCESS requirements (reference ACCESS Manual Chapter 4)

- Warrant entry
- Receiving information from outside agencies
- Recording information
- Verifying information
- Canceling information



# Kirkland Police Department

## Kirkland PD Policy Manual

### *Records Section*

---

- Providing 24 hour access to agency warrants

#### 24/7 Hit Confirmation:

The Kirkland Police Department contracts with NORCOM for 24/7 Hit Confirmation. The 24/7 hit confirmation phone number will be entered into the Miscellaneous Field of all entries.

It is the responsibility of the Records Supervisor to ensure that all ACCESS computer and network security requirements are in place and operational (reference ACCESS Manual Chapter 1, Section 2, Item A).

#### 802.5.3 ACCESS DISSEMINATION

All personnel who use or work on the connection to ACCESS must observe all restrictions placed on the use or dissemination of information received through ACCESS. Policies contained within the ACCESS Manual, WACIC Manual, and other related manuals must be adhered to.

Some records may be public information; however, if the information is obtained through ACCESS it must only be used for criminal justice purposes. Those records that may be considered public would have to be released through a formal public disclosure request. Law enforcement may provide vehicle records to tow operators as specified by Washington State Law.

Queries or messages not pertaining to law enforcement business (e.g., personal inquiries) are prohibited. Persons shall not use any information obtained through the ACCESS system, including all Department of Licensing (DOL) and Department of Corrections (DOC) information, for private business or personal reasons or furnish any information so obtained to any other person for such use.

#### 802.5.3 ACCESS TRAINING AND CERTIFICATION

The FBI and WSP require all criminal justice personnel who use data from NCIC, WACIC, III, WASIS, etc. to receive training on available information and system security. The FBI and WSP also require reaffirmation of that training once every two years. The WSP complies with FBI standards by offering two certification levels for users:

- Level 1 - Inquiry, locates, and administrative messages
- Level 2 - Includes all abilities of Level 1 and includes entry, clearing, canceling of records within the databases

All terminal operators, including mobile data terminal users, must be certified at their appropriate level every two years. There are no grace periods to complete the recertification. If a terminal operator fails to recertify by their certification expiration date, or fails their recertification test, they must attend an ACCESS class.

#### 802.5.4 RE-BACKGROUND INVESTIGATIONS

ACCESS requires all personnel who use or work on the connection to ACCESS to have a re-background investigation conducted every five years. This mirrors the CJIS Security Policy recommendation.

# Kirkland Police Department

## Kirkland PD Policy Manual

### *Records Section*

---

- (a) The following queries must be conducted to complete the re-background:
  1. Query Wants History (QWH) – Inquire on the Name and Date of Birth
    - (a) Use purpose code J
    - (b) Use re-background as the reason
  2. Query Record (QR) – Inquire on the SID and/or FBI obtained from the QWH transaction
    - (a) Use purpose code J
    - (b) Use re-background as the reason
- (b) The five year re-background dates must be documented within nexTEST for ACCESS certified users in the fingerprint date field
- (c) The TAC must notify the Washington State Patrol (WSP) ACCESS Section of any findings, including:
  1. Felonies or Misdemeanors
  2. Charges pending a disposition
  3. Fugitives
- (d) Unless otherwise determined by the ACCESS Section, it will be up to the discretion of the agency whether to limit the use of ACCESS

#### 802.5.5 TERMINAL AGENCY COORDINATOR

The Chief of Police shall select a member of the Department to serve as Terminal Agency Coordinator (TAC) to coordinate the use of protected information. Refer to the Introduction chapter of the ACCESS Operations Manual for further clarification of TAC responsibilities. The responsibilities of this position include, but are not limited to:

- Ensuring member compliance with this policy and with requirements applicable to protected information, including requirements for the National Crime Information Center (NCIC) system, National Law Enforcement Telecommunications System (NLETS), Department of Licensing (DOL) records and the Washington Crime Information Center (WACIC).
- Developing, disseminating and maintaining procedures that adopt or comply with the U.S. Department of Justice's current Criminal Justice Information Services (CJIS) Security Policy.
- Developing, disseminating and maintaining any other procedures necessary to comply with any other requirements for the access, use, dissemination, release and security of protected information.
- Ensuring that all ACCESS computer and network security requirements are in place and operational.
- Developing procedures to ensure training and certification requirements are met.
- Resolving specific questions that arise regarding authorized recipients of protected information.

# Kirkland Police Department

## Kirkland PD Policy Manual

### Records Section

---

- Ensuring security practices and procedures are in place to comply with requirements applicable to protected information.
- Ensuring proper operator performance, strict adherence to regulations and prompt notification of CJIS violations to the ACCESS Section.

#### 802.5.6 CRIMINAL HISTORY USE AND DISSEMINATION

Criminal history information received via ACCESS terminal is specifically for use by criminal justice agencies and for official criminal justice purposes only. It is strictly protected by state and federal law. Refer to the Introduction chapter of the ACCESS Operations Manual for applicable laws. Secondary dissemination is permitted when criminal history is run for one criminal justice agency and then released to another criminal justice agency for their use.

1. The criminal history inquiry must contain the following information:

- (a) Identify the specific type of request (QH, QWH, QR, QI)
- (b) The Attention (ATN) Field must contain the following:
  - i. Requestor Information
    - (a) First initial and last name and/or unique identifier of the person requesting the information
      - A unique identifier of the requestor might be a personnel number that does not change throughout their career
  - ii. Criminal Justice Reason
    - (a) The reason can be a case number or a specific criminal justice reason
      - Generic reasons (investigation, suspicious, risk, ID verify, etc.) are considered too vague and will be a compliance issue
      - If your agency uses abbreviations, there must be an agency approved abbreviations list. The list is required to be available during the audit process.
      - Examples : DUI = Driving under the Influence, CJA = Criminal Justice Applicant, S THOMPSON 15-00497B, S THOMPSON THEFT
- (c) Proper purpose codes must be used. If you are unsure about which purpose code to use, you may refer to the ACCESS Operations Manual – Criminal History Chapter

**C** Use this purpose code for official duties in connection with the administration of criminal justice (i.e. crimes, non-applicant riders and contractors or vendors not involved in the administration of criminal justice)

**J** Use this purpose code when conducting the background check on new criminal justice applicants, applicant riders and the 5 year re-background for certified ACCESS users

**F** Use this purpose code for silencer/suppressors and for Federal Firearms Licensors (FFL)

# Kirkland Police Department

## Kirkland PD Policy Manual

### Records Section

---

**D** Use this purpose code when the criminal history is being requested for a stalking and/or domestic violence case in a court hearing

d. The subject's information that you are querying:

State Identification (SID) number or Federal Bureau of Investigation (FBI) number

Full name and date of birth

- (a) Secondary dissemination is when criminal history is run for one criminal justice agency and then that same return is released to another criminal justice agency for their use
  - (a) Secondary dissemination must be recorded on a separate log. The log must contain the following information:
    - i. The name of the person requesting the information
    - ii. The full name of the agency receiving the information
    - iii. The date of the dissemination
    - iv. A case number or specific reason
  - (a) The agency will store all Criminal Justice Information (CJI) in a secure case file and/or dispose of all documents according to agency required policies. For disposal and transportation of CJI, refer to your media disposal procedure
  - (b) The agency must ensure that all personnel have been apprised that criminal history data may only be used in the administration of criminal justice. It is strictly protected by state and federal law. Refer to the Introduction chapter of the ACCESS Operations Manual for applicable laws

#### 802.5.7 ACCESS MISUSE

Violations of the rules, regulations, policies, or procedures developed by NCIC and adopted by the WSP or any other misuse or abuse of the ACCESS system may result in agency disciplinary measures and/or criminal prosecution.

All allegations of ACCESS misuse will immediately be reported to the ACCESS Section Manager using the ACCESS Violation Incident Report Form.

If the allegations are founded, the investigating agency will choose the level of discipline. The WSP may impose additional sanctions, if warranted. These may include, but are not limited to, additional training, revocation of individual certification, or termination of system access to the department.

#### 802.6 CJIS/ACCESS PHYSICAL PROTECTION POLICY

**Purpose:** The purpose of this policy is to provide guidance for agency personnel, support personnel and private contractors/vendors for the physical, logical, and electronic protection of Criminal Justice Information (CJI). All physical, logical and electronic access must be properly documented, authorized and controlled on devices that store, process or transmit encrypted CJI. This Physical Protection Policy focuses on the appropriate access control methods needed to

# Kirkland Police Department

## Kirkland PD Policy Manual

### Records Section

---

protect the full lifecycle of CJI from insider and outside threats. The intended target audience is personnel, support personnel and private contractors/vendors with access to CJI whether logically or physically.

See attachment: [FBI-CJIS policy-and-operating-manual.pdf](#) for [www.fbi.gov/file-repository/policy-and-operating-manual.pdf](http://www.fbi.gov/file-repository/policy-and-operating-manual.pdf)

#### 802.6.1 PHYSICALLY SECURE LOCATION

A physically secure location is a facility, a room, or a group of rooms within a facility with both the physical and personnel security controls sufficient to protect the CJI and associated information systems. The perimeter of the physically secure location shall be prominently posted and separated from non-secure locations by physical controls. Security perimeters shall be defined, controlled and secured. Restricted non-public areas in the agency shall be identified with a sign at the entrance.

#### 802.6.2 VISITOR ACCESS

Visitor specifications need to be established per agency purview and approval. A visitor is defined as a person who visits the agency on a temporary basis who is not employed by the Kirkland Police Department and has no unescorted access to the physically secured location within the agency where CJI and associated information systems are located.

Visitors must:

- (a) Be accompanied by an agency personnel escort at all times to include delivery or service personnel. An escort is defined as authorized personnel who accompany a visitor at all times while within a physically secure location to ensure the protection and integrity of the physically secure location and any CJI therein. The use of cameras or other electronic means used to monitor a physically secure location does not constitute an escort.
- (b) Show a valid form of photo identification.
- (c) Follow policy for unescorted access:
  - 1. Non-criminal Justice Agency (NCJA) such as city or county IT who require frequent unescorted access to restricted area(s) will be required to establish a Management Control Agreement between the Kirkland Police Department and NCJA. Each NCJA employee with CJI access will appropriately have state and national fingerprint-based records background check prior to this restricted area access being granted.
  - 2. Private contractors/vendors who have frequent unescorted access to restricted area(s) will be required to establish Security Addendum with each private contractor personnel. Each private contractor personnel will appropriately have state and national fingerprint-based record background checks prior to this restricted access being granted.
- (d) Not be allowed to view screen information.

# Kirkland Police Department

## Kirkland PD Policy Manual

### Records Section

---

- (e) Be escorted to a public area of the facility when they do not have any legitimate business in a restricted area. Strangers in physically restricted areas without an escort should be challenged.
- (f) Not be allowed to sponsor another visitor.
- (g) Not enter into a secure area with electronic devices unless approved by the Information Technology point of contact, to include cameras and mobile devices. Photographs are not allowed without the permission of the Kirkland Police Department assigned personnel.
- (h) Be referred to the proper agency point of contact for scheduling requests for tours. Visitor rules apply for each visitor within the group. The group leader will provide a list of names to front desk personnel for instances of emergency evacuation and accountability of each visitor while on agency premises.

#### 802.6.3 AUTHORIZED PHYSICAL ACCESS

Only authorized personnel will have access to physically secure non-public locations. The agency will maintain and keep current a list of authorized personnel. All physical access points into the agency's secure areas will be authorized before granting access. The agency will implement access controls and monitoring of physically secure areas for protecting all transmission and display mediums of CJI. Authorized personnel will take necessary steps to prevent and protect the agency from physical, logical and electronic breaches.

All personnel who are not escorted and have CJI physical and logical access must:

##### 1. Meet the minimum personnel screening requirements prior to CJI access:

- (a) To verify identification, state of residency and national fingerprint-based records checks shall be conducted prior to contact with, and prior to employment or assignment, for all personnel who have direct access to CJI and those who have direct responsibility to configure and maintain computer systems and networks with direct access to CJI.
- (b) Support personnel, private contractors/vendors, and custodial workers with access to physically secure locations or controlled areas (during CJI processing) shall be subject to state and national fingerprint-based records checks unless these individuals are escorted by authorized personnel at all times.
- (c) Refer to the *CJIS Security Policy* for handling cases of felony convictions, criminal records, arrest histories, etc.

##### 2. Complete Security Awareness Training

- (a) All authorized Kirkland Police Department and NCJA personnel, such as city or county IT and private contractors/vendors, will receive Security Awareness Training within six months of being granted duties that require CJI access and every two years thereafter.

##### 3. Be aware of who is in their secure area before accessing confidential data.

- (a) Take appropriate action to protect all confidential data.

# Kirkland Police Department

## Kirkland PD Policy Manual

### *Records Section*

---

- (b) Protect all terminal monitors with viewable CJI displayed on the monitor and not allow viewing by the public or escorted visitors.
4. Properly protect and not share any individually issued keys, proximity cards, computer account passwords, etc.
- (a) Report loss of issued keys, proximity cards, etc., to authorized agency personnel.
  - (b) If the loss occurs after normal business hours, weekends, or holidays, personnel are to call the Kirkland Police Department POC to have authorized credentials, like proximity cards, de-activated and/or door locks possibly re-keyed.
  - (c) Safeguard and not share passwords, Personal Identification Numbers (PIN), Security Tokens (i.e. Smartcard), and all other facility and computer systems security access procedures.
5. Properly protect from viruses, worms, trojan horses, and other malicious code.
6. Web usage-allowed versus prohibited. Monitoring of user activity-allowed versus prohibited is at the agency's discretion.
7. Use of electronic media is allowed only by authorized personnel. Controls shall be in place to protect electronic media and printouts containing CJI while in transport. When CJI is physically moved from a secure location to a non-secure location, appropriate controls will prevent data compromise and/or unauthorized access.
8. If CJI is transmitted by email, the email must be encrypted and email recipient must be authorized to receive and review CJI.
9. Report any physical security incidents to the Kirkland Police Department's IT POC to include facility access violations, loss of CJI, loss of laptops, cell phones, thumb drives, CD/DVD's, other electronic devices and printouts containing CJI.
10. Properly release hard copy printouts of CJI only to authorized personnel in a secure envelope and shred or burn hard copy printouts when no longer needed. Information should be shared on a "need to know" basis.
11. Ensure data centers with CJI are physically and logically secure.
12. Keep appropriate agency security personnel informed when CJI access is no longer needed. In the event of ended employment, the individual must surrender all property and access managed by the local agency, state and/or federal agencies.
13. Ensure the perimeter security door securely locks after entry or departure. Do not leave any perimeter door propped open and take measures to prevent piggy-backing entries.

#### 802.6.4 PENALTIES

Violation of any of the requirements in this policy by any authorized personnel will result in suitable disciplinary action, up to, and including, loss of access privileges, civil and/or criminal prosecution and/or termination. Violation by any visitor can result in similar disciplinary action against the

# Kirkland Police Department

## Kirkland PD Policy Manual

### *Records Section*

---

sponsoring employee, and can also result in termination of services with any associated consulting organization, or prosecution in the case of criminal activity.

#### **802.7 OFFICER SAFETY ADVISORIES**

A Violent Person File (VPF) database is maintained by the National Crime Information Center (NCIC) and is intended to provide protection to police, corrections, or other criminal justice officers. Individuals who represent a potential threat to officers may be entered into ACCESS when they have previously exhibited assaultive or threatening behavior during contacts by law enforcement.

To qualify for entry, one or more of the following conditions must be met (ACCESS Operations Manual Chapter 33-3 II, C):

- (a) The offender has been convicted for assault or murder/homicide of a law enforcement officer, fleeing, resisting arrest, or any such statute that involves violence against law enforcement.
- (b) The offender has been convicted of a violent offense against a person to include homicide and attempted homicide.
- (c) The offender has been convicted of a violent offense against a person where a firearm or weapon was used.
- (d) A law enforcement agency, based on its official investigatory duties, reasonably believes that the individual has seriously expressed the intent to commit an act of unlawful violence against a member of the law enforcement or criminal justice community.

Officers who encounter a person who they believe is a threat to officer safety should submit a report detailing the circumstances of the contact and nature of the threat for entry as an Officer Safety Advisory.

All Officer Safety Advisories are subject to approval by the Chief of Police or the authorized designee.

Once approved, the Records Section is responsible for making the appropriate entry into ACCESS.

Whenever an Officer Safety Advisory is initiated by the Kirkland Police Department, it is the responsibility of the approving supervisor to ensure that a copy of the supporting documentation and the authorized statement signed by the Chief of Police are maintained in a separate file. Supporting documentation may include the crime report, officer's supplemental report, mental health report, or other similar documentation.

#### **802.8 VALIDATIONS**

NCIC records are subject to validation. Validation obliges the originating agency to confirm records (vehicle, boat, wanted persons, protection orders, articles, missing persons, parts, gun entries, etc.) are complete, accurate, and still outstanding or active. On a monthly basis, the NCIC system extracts active records on file for validation purposes. This validation list is then provided to the



# Kirkland Police Department

## Kirkland PD Policy Manual

### *Records Section*

---

agency by WSP at [CJISValidations.com](http://CJISValidations.com). The Terminal Agency Coordinator (TAC) or designee must review all records on the validation list.

Validation certification requirements:

For warrants and protection orders:

(a) During the initial 60-90 day validation of the record the following must be done:

i. Pull the original warrant or protection order and check all relative information or source documents such as Department of Licensing (DOL) files, criminal history, etc., regarding accuracy, completeness and timeliness of the entry

ii. Check the warrant or protection order in the Judicial Information System (JIS) for verification of validity and any changes in extradition or expiration.

(a) For each subsequent validation of the record, only the validity of the record must be verified

(b) Modify record, if necessary. Document efforts on the validation coversheet and retain in RMS.

For all other Hot Files entered into the National Crime Information Center (NCIC):

(a) During the initial 60-90 day validation of the record you must do the following:

i. Pull the original case report and check all relative information or source documents such as Department of Licensing (DOL) files, criminal history, etc., regarding accuracy, completeness and timeliness of the entry

ii. The reporting party, victim or investigating officer must be contacted to verify validity and accuracy. Contact may be made by telephone, letter, email, or personal visit and must be documented

iii. If the agency is unable to contact the reporting party, the department will use its best judgment whether to cancel the record or retain it in the system. This decision must be documented.

1. Missing persons and guns entered into the Washington Crime Information Center (WACIC)/ NCIC will not be removed from the system when the reporting party is no longer available to validate the entry. This is an agency decision and must be documented on the validation coversheet

(a) For each subsequent validation of Gang, Missing, Unidentified, Violent Person, Supervised Person, Sex Offender, Identity Theft and License Plate Files, only the validity of the record must be verified

(b) No subsequent validation on property records (Boat, Gun, Securities, Vehicle, Vehicle/ Boat Parts and License Plates) will be required as they will not show up on the validation list after the initial 60-90 day validation

(c) Modify record, if necessary. Document efforts on the validation coversheet and retain in RMS.

# Kirkland Police Department

## Kirkland PD Policy Manual

### Records Section

---

The information contained in each entry must be accurate and complete. Any errors must be corrected immediately

All invalid records must be removed from WACIC/NCIC immediately. Ensure that the record has been cleared/canceled from both WACIC/NCIC

Validations must be well documented for each record. Validation efforts must include:

- Date validation occurred
- Who was contacted
- How contact was made (letter, phone call, etc.)
- Who completed the validation
- What decision was made (valid, invalid, modify, supplement, remove, etc.)

The validation letter must be completed and returned to the ACCESS Section by the due date. Return the validation form to ACCESS via email at [access@wsp.wa.gov](mailto:access@wsp.wa.gov) or by fax to (360) 534-2070. All completed validations and letters must be removed from the Fortress webpage.

### **802.9 REPORTS, INFRACTIONS & CITATIONS**

The following subsections will provide guidelines for the consistent handling of reports, infractions and citations that need to be processed.

#### 802.9.1 IN-CUSTODY CASES (MISDEMEANORS)

##### **Requirements**

- (a) All misdemeanor in-custody cases (juveniles and adults) must be processed in accordance with the following timelines:
  1. Any person arrested prior to midnight will have their case processed the next morning for court.
  2. Any person arrested after midnight will have their case processed the following day for court.

##### **Review**

- (a) Each case is reviewed for necessary paperwork.
  1. Face page
  2. Superform (Juveniles)
  3. PC Affidavit
  4. Initial Officer's report
  5. Additional Officers' report(s)
  6. Victim's statement(s)
  7. Witness Statement(s)

# Kirkland Police Department

## Kirkland PD Policy Manual

### Records Section

---

8. Suspect Information sheet
9. Suspect Statement
10. Photos
11. Any other related documents
12. All related citations and arrest reports
  - (a) This pertains only to Juvenile in-custody cases.
  - (b) The King County Juvenile Prosecutor's office requires copies of all citations (if traffic related) and arrest reports involving other persons associated with the juvenile arrest case.

### **Processing**

- (a) Case paperwork is placed in the above order.
- (b) In-custody Juvenile cases are then faxed or e-mailed to the King County Prosecutor Juvenile office.
- (c) Regular cases are mailed to the King County Prosecutor Juvenile office.
- (d) Adult cases are copied and these copies are placed in an interdepartmental envelope for delivery to Kirkland Municipal Court.
  1. The City Mail person picks up these cases at 0830 hours each morning and delivers them to Kirkland Municipal Court.

### 802.9.2 INFRACTIONS

#### **Review**

- Each infraction is reviewed for date of issuance. The 5 day rule is used to prioritize which citations are processed first.

#### **Processing**

- Time sensitive infractions are processed first and the remaining citations are processed throughout the rest of the day.
- Infraction information is entered into the Kirkland Police computer system.

### 802.9.3 REPORTS AND CITATIONS

#### **Review**

- (a) All other reports are reviewed for necessary paperwork. This includes reports that are not in-custody:
  1. Arrested, booked & released
  2. Cited & released
  3. Cited through investigation
  4. Non-arrest cases

# Kirkland Police Department

## Kirkland PD Policy Manual

### Records Section

---

#### **Processing**

- (a) Report and citation information for all cases is entered into the Kirkland Police computer system.
- (b) Arrested, booked & released cases
  - 1. Citation is forwarded to the Kirkland Municipal Court.
  - 2. Copy of the citation and case are forwarded to the Kirkland Prosecutor.
- (c) Cited & released
  - 1. Citation is forwarded to the Kirkland Municipal Court.
  - 2. Copy of the citation and case are forwarded to the Kirkland Prosecutor.
- (d) Cited through investigation
  - (a) Citation and case are forwarded to the Kirkland Prosecutor.
- (e) Non-arrest cases
  - (a) Records is responsible for case entry into the Kirkland Police records management system.
  - (b) Records personnel will review reports for information regarding forwarding copies as necessary to appropriate agencies or departments.
  - (c) Reports are routed to Detectives and other units through the records management system. This is done by the initial officer and their immediate supervisor when they complete and review the report.

#### 802.9.4 MISSING REPORTS AND CITATIONS

In-Custody cases must be completed and turned in before they can be processed and forwarded to the court or prosecutor.

- (a) A copy of the citation and the PC Affidavit must be forwarded to the court by 0800 hours each weekday morning.
  - 1. The remaining paperwork will be processed and sent to the prosecutor by 1000 hours Monday through Thursday, and by 0800 on Friday, due to current court arraignment time.
- (b) When there are exceptional circumstances, the minimum required paperwork for in-custody cases will be:
  - 1. Adult cases - A citation and PC Affidavit
  - 2. Juvenile cases - A PC Affidavit
- (c) These exceptions are only allowed with the approval of the Shift Supervisor.

#### 802.9.5 TRACKING

All case reports and citations are entered into the electronic report writing system of the Kirkland Police after they have been forwarded to the Records Unit.

# Kirkland Police Department

## Kirkland PD Policy Manual

### *Records Section*

---

The electronic report writing system allows others to determine whether the reports/citations have been forwarded, where they have been forwarded to and when they were forwarded.

#### **802.10 COURT ORDERS**

The Records Supervisor shall see that no-contact orders received from the court are entered into the WACIC or other applicable criminal intelligence information system for one year or until the expiration date specified on the order. Upon receipt of notice that an order has been terminated, the Records Supervisor shall see that the order is removed from the applicable system (RCW 9A.40.102; RCW 9A.40.104; RCW 9A.40.106).

The Records Supervisor should ensure that court orders for the surrender and prohibition of weapons and the revocation of any concealed pistol license are immediately entered into the appropriate databases (RCW 9.41.800).

#### **802.11 RECORDS PERSONNEL TRAINING PROGRAM**

##### 802.11.1 PURPOSE AND SCOPE

The Records Unit Training Program is intended to provide a standardized program to educate and train all new Records Personnel to the actual performance of general Records Unit duties of the Kirkland Police Department. It is the policy of this department to assign all new Records Personnel to a structured Training Program that is designed to prepare the new Records Unit personnel to perform in a solo assignment possessing all skills needed to operate in a productive and professional manner.

##### 802.11.2 RECORDS UNIT TRAINING OFFICER SELECTION AND TRAINING

The Records Unit Training Officer (FTO) is an experienced Records Unit employee trained in the art of supervising, training and evaluating new Records personnel in the application of their previously acquired knowledge and skills.

##### SELECTION PROCESS:

Training Officers will be selected based on the following requirements:

- (a) Desire to be a trainer.
- (b) Minimum of two years of records experience with this department, unless approved the Chief of Police or their designee.
- (c) Demonstrated ability as a positive role model.
- (d) Participate and pass a selection process.
- (e) Evaluation by supervisors

##### TRAINING:

An employee selected as a Training Officer shall successfully complete a CJTC Certified (40-hour) Instructor Development Course as soon as possible after being assigned as a Training Officer in the Records Unit.

# Kirkland Police Department

## Kirkland PD Policy Manual

### *Records Section*

---

#### 802.11.3 RECORDS UNIT TRAINING PROGRAM SUPERVISOR

The Records Unit Training Program supervisor will be the Records Unit Lead. The responsibilities of the Training Program supervisor include the following:

- (a) Assignment of trainees to trainers.
- (b) Conduct trainer meetings.
- (c) Maintain and ensure Trainer/Trainee performance evaluations are completed.
- (d) Maintain, update and issue the Training Manual to each trainee.
- (e) Monitor individual trainer performance.
- (f) Monitor overall Training Program.
- (g) Develop ongoing training for trainers.
- (h) Coordinate meeting with final trainer, Training Program supervisor, and the Administrative Commander near the end of the Training Program. The purpose of this meeting is to review the trainee's performance and to make the appropriate recommendation to the Chief of Police in regards to their transition to solo assignment.

#### 802.11.4 TRAINING REQUIRED TRAINING

New Records Unit personnel shall be required to successfully complete the Training Program, consisting of a minimum of 14 weeks. To the extent practicable, new personnel should be assigned to a variety of Training Officers, shifts and responsibilities during their Training Program.

#### TRAINING MANUAL

Each new employee will be issued a Training Manual at the beginning of his/her Primary Training Phase. This manual is an outline of the subject matter and/or skills necessary to properly function as a Records Unit employee with the Kirkland Police Department. The employee shall become knowledgeable of the subject matter as outlined. He/she shall also become proficient with those skills as set forth in the manual. The Training Manual will specifically cover those policies, procedures, rules and regulations enacted by the Kirkland Police Department.

#### 802.11.5 EVALUATIONS

Evaluations are an important component of the training process and shall be completed as outlined below:

1. The Training Officer will be responsible for the following:
  - (a) Complete and submit a written evaluation on the performance of his/her assigned trainee to the program supervisor on a daily basis.
  - (b) Review the Daily Trainee Performance Evaluations with the trainee each day.
  - (c) Complete a detailed end-of-phase performance evaluation on his/her assigned trainee at the end of each phase of training.

# Kirkland Police Department

## Kirkland PD Policy Manual

### *Records Section*

---

- (d) Sign off all completed topics contained in the Training Manual, noting the method(s) of learning and evaluating the performance of his/her assigned trainee

#### 2. Immediate supervisor:

- (a) The immediate supervisor shall review the Trainee's performance every two weeks and forward a written evaluation to the program supervisor.

#### 3. Training Program Supervisor:

- (a) The program supervisor will review and approve the Daily Trainee Performance Evaluations submitted by the Training Officer.

#### 4. Trainee:

- (a) At the completion of the Training Program, the trainee shall submit a confidential performance evaluation on each of their Training Officers and on the Training Program.

#### 802.11.6 DOCUMENTATION

All documentation of the Training Program will be retained in the employee's training files (which may be electronic) and will consist of the following:

- (a) Daily Trainee Performance Evaluations.
- (b) End of phase evaluations.
- (c) A Certificate of Completion certifying that the trainee has successfully completed the required number of hours of training.

#### **802.12 CONFIDENTIALITY**

Records Section staff has access to information that may be confidential or sensitive in nature. Records Section staff shall not access, view, or distribute, or allow anyone else to access, view, or distribute any record, file, or report, whether in hard copy or electronic file format, or any other confidential, protected, or sensitive information except in accordance with the Records Maintenance and Release and Protected Information policies and the Records Section procedure manual.

## Restoration of Firearm Serial Numbers

### 803.1 PURPOSE AND SCOPE

The primary purpose for restoring firearm serial numbers is to determine the prior owners or origin of the item from which the number has been recovered. Thus, property can be returned to rightful owners or investigations can be initiated to curb illegal trade of contraband firearms. The purpose of this plan is to develop standards, methodologies, and safety protocols for the recovery of obliterated serial numbers from firearms and other objects using procedures that are accepted as industry standards in the forensic community. All personnel who are involved in the restoration of serial numbers will observe the following guidelines.

### 803.2 PROCEDURE

Any firearm coming into the possession of the Kirkland Police Department as evidence, found property, etc., where the serial numbers have been removed or obliterated will be processed in the following manner:

#### 803.2.1 PRELIMINARY FIREARM EXAMINATION

- (a) Always keep the muzzle pointed in a safe direction. Be sure the firearm is in an unloaded condition. This includes removal of the ammunition source (e.g., the detachable magazine, contents of the tubular magazine) as well as the chamber contents.
- (b) If the firearm is corroded shut or in a condition that would preclude inspection of the chamber contents, treat the firearm as if it is loaded. Make immediate arrangements for a firearms examiner or other qualified examiner to render the firearm safe.
- (c) Accurately record/document the condition of the gun when received. Note the positions of the various components such as the safeties, cylinder, magazine, slide, hammer, etc. Accurately record/document cylinder chamber and magazine contents. Package the ammunition separately.
- (d) If the firearm is to be processed for fingerprints or trace evidence, process before the serial number restoration is attempted. First record/document important aspects such as halos on the revolver cylinder face or other relevant evidence that might be obscured by the fingerprinting chemicals.

#### 803.2.2 PROPERTY BOOKING PROCEDURE

Any employee taking possession of a firearm with removed/obliterated serial numbers shall book the firearm into property following standard procedures. The employee booking the firearm shall indicate on the property form that serial numbers have been removed or obliterated.



# Kirkland Police Department

## Kirkland PD Policy Manual

### *Restoration of Firearm Serial Numbers*

---

#### **803.2.3 OFFICER RESPONSIBILITY**

The evidence technician receiving a firearm when the serial numbers have been removed or obliterated shall arrange for the firearm to be transported to the crime lab for restoration and maintain the chain of evidence.

#### **803.2.4 DOCUMENTATION**

Case reports are prepared in order to document the chain of custody and the initial examination and handling of evidence from the time it is received/collected until it is released.

This report must include a record of the manner in which and/or from whom the firearm was received. This may appear on the request form or property form depending on the type of evidence.

#### **803.2.5 FIREARM TRACE**

After the serial number has been restored (or partially restored) by the criminalistics laboratory, the evidence technician will complete a Bureau of Alcohol, Tobacco, Firearms and Explosives (ATF) National Tracing Center (NTC) Obliterated Serial Number Trace Request Form (ATF 3312.1-OBL) and forward the form to the NTC in Falling Waters, West Virginia or enter the data into the ATF [eTrace](#) system.

#### **803.3 OTHER CONSIDERATIONS**

Exemplar bullets and cartridge cases from the firearm, depending upon acceptance criteria and protocol, may be submitted to the Bureau of Alcohol, Tobacco, Firearms and Explosives (ATF) National Integrated Ballistic Information Network (NIBIN) which uses the Integrated Ballistic Identification System (IBIS) technology to digitize and compare unique markings made by a firearm on bullets and cartridge casings recovered from crime scenes.

## Records Maintenance and Release

### 804.1 PURPOSE AND SCOPE

This policy provides guidance on the maintenance and release of Kirkland Police Department records. Protected information is separately covered in the Protected Information Policy.

### 804.2 POLICY

The department is committed to providing public access to records in a manner that is consistent with the Washington Public Records Act (RCW 42.56).

### 804.3 RECORDS SUPERVISOR RESPONSIBILITIES

The responsibilities of the Records Supervisor include but are not limited to:

- (a) Managing the Records Management System (RMS) for the Department, including the retention, archiving, releasing and destruction of department public records.
- (b) Acting as the liaison with the City of Kirkland Public Records Officer, housed in the City Clerk's Office.
- (c) Establishing rules regarding the inspection and copying of department public records as reasonably necessary for the protection of such records.
  1. Rules and procedures for public inspection and copying shall be prominently displayed and made available to the public for inspection and copying (RCW 42.56.040).
- (d) Maintaining and updating the department retention schedule including:
  1. Identifying the minimum length of time the department must keep records.
  2. Identifying the department responsible for the original record.
- (e) Expungement:
  1. Expungement orders received by the department shall be reviewed for appropriate action. The Records Supervisor shall expunge such records as ordered by the court. Records may include, but are not limited to, records of arrest, investigation, detention or conviction. Once a record is expunged, department members shall respond to any inquiry as though the record did not exist.

### 804.4 POLICE PUBLIC DISCLOSURE ANALYST

The Chief of Police shall designate a Public Disclosure Analyst who shall support the City of Kirkland Public Records Officer (RCW 42.56.580).. The responsibilities of the Public Disclosure Analyst include, but are not limited to:

- (a) Managing the release of department public records.
- (b) Identifying records or portions of records that are confidential under state or federal law and not open for inspection or copying.

# Kirkland Police Department

## Kirkland PD Policy Manual

### *Records Maintenance and Release*

---

#### 804.4.1 PUBLIC RECORDS OFFICER

The City of Kirkland's City Clerk position is the City's designated Public Records Officer (RCW 52.56.580). The responsibilities of the City's Public Records Officer include, but are not limited to:

- (a) Establishing rules regarding the inspection and copying of department public records as reasonably necessary for the protection of such records.
  - 1. Rules and procedures for public inspection and copying shall be prominently displayed and made available to the public for inspection and copying (RCW 42.56.040).
- (b) Maintaining and making available for public inspection and copying an index of documents that provides identifying information of certain documents identified in RCW 42.56.070 that are maintained by the department.
- (c) Ensuring a current list containing every law that exempts or prohibits disclosure of specific information or records of the department is available to the public (RCW 42.56.070).
- (d) Establishing rules regarding the processing of subpoenas or other court documents for the production of records.
- (e) Ensuring the availability of a current schedule of fees for public records as allowed by law (RCW 42.56.070; RCW 42.56.120; RCW 42.56.130).
- (f) Ensuring that the business hours for record inspection or copying are posted on the department's website and made known by other means designed to provide the public with notice (RCW 42.56.090).
- (g) Ensuring that the name and contact information of the City's Public Records Officer is visible to the public, including the department website and appropriate department publications (RCW 42.56.580).

#### **804.5 PROCESSING REQUESTS FOR PUBLIC RECORDS**

Any department member who receives a request for any record shall route the request to the Public Disclosure Analyst or the authorized designee.

##### 804.5.1 REQUESTS FOR RECORDS

The processing of requests for any record is subject to the following:

- (a) The department is not required to create records that do not exist.
- (b) When a record contains material with release restrictions and material that is not subject to release restrictions, the restricted material shall be redacted and the unrestricted material released.
  - 1. A copy of the redacted release should be maintained in the case file to evidence what was actually released and as a place to document the reasons for any withheld documents or redactions. If the record is audio or video, a copy of the withheld or redacted audio/video release should be maintained in the department-approved media storage system and a notation should be made in the case file to document the release and the reasons for the withheld or redacted portions.

# Kirkland Police Department

## Kirkland PD Policy Manual

### *Records Maintenance and Release*

---

c. Requests to inspect or copy records shall be responded to promptly. Within five business days of receiving the request, one of the following responses shall be made (RCW 42.56.520):

1. Providing the record.

2. Providing the internet address and link of the department website to the specific records requested.

(a) If the requestor notifies the department that access cannot be obtained through the internet, then copies of the record shall be provided or the requestor may, upon request, view the records on the department computer.

3. Acknowledging the receipt of the request and providing a reasonable estimate of time the department will require to respond to the request. Additional time may be required to respond based upon:

(a) Determination whether any of the information requested is exempt.

(b) Notification to third persons or agencies affected by the request.

(c) The need to locate and assemble the information requested.

(d) The need to clarify the intent of the request.

4. Acknowledging the receipt of the request and asking the requestor for clarification if the request is not clear and providing the requestor a reasonable estimate of the time that will be needed to respond if the request is not clarified. If the requester does not respond, and the entire request is unclear, the department need not respond. If only part of the request is unclear, the department shall respond to those portions of the request that are clear. The department shall keep all requests for 30 days. If no response to a department request for clarification of the original request is received within that timeframe, the request will be abandoned.

#### **804.5.2 DENIALS**

(a) A denial shall be accompanied by a written statement that includes the specific exemption and a brief explanation of how the exemption applies to the withheld record (RCW 42.56.210).

(b) Requests that are denied are subject to judicial review and the burden of proof is on the department to show that the records requested are exempt or prohibited in whole or part by statute (RCW 42.56.550).

#### **804.6 RELEASE RESTRICTIONS**

Examples of release restrictions include:

(a) Personal identifying information, including an individual's photograph; Social Security and driver identification numbers; name, address, and telephone number; and medical or disability information that is contained in any driver license record, motor vehicle

# Kirkland Police Department

## Kirkland PD Policy Manual

### *Records Maintenance and Release*

---

record, or any department record, including traffic collision reports, are restricted except as authorized by the department, and only when such use or disclosure is permitted or required by law to carry out a legitimate law enforcement purpose (18 USC § 2721; 18 USC § 2722).

- (b) Personnel records that contain personal information to the extent that disclosure would violate privacy rights (RCW 42.56.230; RCW 42.56.250).
- (c) Specific intelligence and specific investigative records regarding the discipline of a member of any profession where nondisclosure is essential for effective law enforcement or for the protection of any person's right to privacy (RCW 42.56.240).
- (d) Victim and witness information revealing the identity of persons who file complaints if disclosure would endanger the person's life, physical safety, or property (RCW 42.56.240).
- (e) Child victim and witness identity information including name, address, recordings, and photographs (RCW 7.69A.030; RCW 42.56.240).
- (f) Concealed pistol license applications or information on the applications unless release is to law enforcement or corrections agencies under RCW 9.41.070.
- (g) Information revealing the specific details of the alleged assault, identity, or contact information of a child victim of sexual assault who is under age 18. Identifying information means the child victim's name, address, location, photograph, and in cases in which the child victim is a relative, stepchild, or step-sibling of the alleged perpetrator, identification of the relationship between the child and the alleged perpetrator. Contact information includes phone numbers, email addresses, social media profiles, and usernames and passwords (RCW 10.97.130; RCW 42.56.240).
- (h) Personal identifying information collected relating to local security alarm system programs and vacation crime watch programs (RCW 42.56.240).
- (i) Certain criminal history record information as restricted by the Criminal Records Privacy Act (RCW 10.97.040 et seq.).
- (j) Traffic collision reports except as authorized by RCW 46.52.080 and RCW 46.52.083.
- (k) Preliminary drafts, notes, recommendations, or intra-agency memorandums in which opinions are expressed, or policies formulated, or recommended (RCW 42.56.280).
- (l) Records that are relevant to a controversy (threatened, actual, or completed litigation) to which the department is a party but which records would not be available to another party under the rules of pretrial discovery for causes pending in the superior courts (RCW 42.56.290).
- (m) Security records including but not limited to records relating to preparing and responding to criminal terrorist acts; vulnerability assessments and emergency and escape plans of secured facilities; information regarding infrastructure and security of computer and telecommunications networks; system security and emergency preparedness plans; and as further defined in RCW 42.56.420.
- (n) Global positioning system data that indicates the location of a department member's residence or of a public employee or volunteer (RCW 42.56.240; RCW 42.56.250).

# Kirkland Police Department

## Kirkland PD Policy Manual

### *Records Maintenance and Release*

---

- (o) Information contained in a local, regional, or statewide gang database (RCW 42.56.240).
- (p) Body worn camera recordings that violate a person's right to privacy (RCW 42.56.240)
- (q) Personal identifying information, or information regarding citizenship or immigration status, of any victim of criminal activity or trafficking who is requesting certification for a U or T visa, except where required by law (RCW 7.98.020).
- (r) Personal identifying information about an individual's religious beliefs, practices, or affiliation (RCW 42.56.235).
- (s) Investigative records compiled by the department regarding possible unfair practices of discrimination under RCW 49.60.010 et seq. or possible violation of other federal, state, or local laws or department internal policies during an active and ongoing investigation (RCW 42.56.250).
  - 1. Records may be released upon completion of the investigation as allowed under RCW 42.56.250.
- (t) Any other information that may be appropriately denied by Washington law.

#### **804.7 SUBPOENAS AND DISCOVERY REQUESTS**

Any department member who receives a subpoena duces tecum or other discovery request for records should promptly contact a supervisor and the Public Disclosure Analyst for review and processing in conjunction with the City Public Records Officer. While a subpoena duces tecum may ultimately be subject to compliance, it is not an order from the court that will automatically require the release of the requested information.

Generally, discovery requests and subpoenas from criminal defendants and their authorized representatives (including attorneys) should be referred to the City Attorney.

All questions regarding compliance with any subpoena duces tecum or discovery request should be promptly referred to the City Attorney so that a timely response can be prepared.

#### **804.8 RELEASED RECORDS LOG**

Released records are logged in WEBQA.

#### **804.9 SECURITY BREACHES**

Members who become aware that any department system containing personal information may have been breached should notify the City Public Records Officer promptly.

The Public Records Officer shall ensure the required notice is given to any resident of this state whose unsecured personal information is reasonably believed to have been acquired by an unauthorized person (RCW 42.56.590).

Notice shall be given as soon as reasonably practicable but may be delayed if notification will impede a criminal investigation.

For the purposes of the notice requirement, personal information includes:

# Kirkland Police Department

## Kirkland PD Policy Manual

### *Records Maintenance and Release*

---

- (a) An individual's first name or first initial and last name in combination with any one or more of the following:
  - 1. Social Security number or the last four digits of the Social Security number
  - 2. Driver license number or Washington identification card number
  - 3. Full account number, credit or debit card number, or any required security code, access code, or password that would permit access to an individual's financial account
  - 4. Any data elements listed in RCW 42.56.590 (e.g., date of birth, health insurance policy number, biometric data, email address, password)
- (b) Any of the data elements listed above without the individual's first and last name if the data elements would enable a person to commit identity theft or if encryption, redaction, or other methods have not safeguarded the data element (RCW 42.56.590).

If the breach reasonably appears to have been made to protected information covered in the Protected Information Policy, the City's Public Records Officer should promptly notify the appropriate department member designated to oversee the security of protected information (see the Protected Information Policy).

#### **804.10 TRAINING**

The Public Disclosure Analyst shall complete a training program consistent with the Attorney General's model rules within 90 days of assuming responsibilities for public records and complete refresher training as required (RCW 42.56.152).

---

# Records Management and Destruction Protocol

## 805.1 PURPOSE AND SCOPE

Physical and electronic media shall be securely disposed of when no longer required, using formal procedures.

Formal procedures for the secure disposal or destruction of media shall minimize the risk of sensitive information being compromised by unauthorized individuals. Media in any format that is no longer required for investigations shall be destroyed by shredding, electronic purging or incineration.

For the purposes of this policy, media shall be defined as any document or electronic entry containing sensitive information for persons identified in any document or electronic entry.

## 805.2 AUTHORITY AND RESPONSIBILITY

It is the practice of the Kirkland Police Department to comply with the Washington State Archives Records Retention Schedule.

Records destruction shall be the responsibility of the Administrative Division of the Kirkland Police Department.

## 805.3 CRIMINAL JUSTICE INFORMATION (CJI)

Criminal Justice Information is the term used to refer to all of the FBI CJIS provided data necessary for law enforcement and civil agencies to perform their missions including, but not limited to, biometric data, identity history, biographic data, property data, and case/incident history data. The following categories of CJI describe the various data sets housed by the FBI CJIS architecture:

- **Biometric Data**—data derived from one or more intrinsic physical or behavioral traits of humans typically for the purpose of uniquely identifying individuals from within a population. Used to identify individuals, to include: fingerprints, palm prints, iris scans, and facial recognition data.
- **Identity History Data**—textual data that corresponds with an individual's biometric data, providing a history of criminal and/or civil events for the identified individual.
- **Biographic Data**—information about individuals associated with a unique case, and not necessarily connected to identity data. Biographic data does not provide a history of an individual, only information related to a unique case.
- **Property Data**—information about vehicles and property associated with crime when accompanied by any personally identifiable information (PII).
- **Case/Incident History**—information about the history of criminal incidents.

The following type of data are exempt from the protection levels required for CJI: transaction control type numbers (e.g., ORI, NIC, FNU, etc.) when not accompanied by information that reveals CJI or PII.



# Kirkland Police Department

## Kirkland PD Policy Manual

### *Records Management and Destruction Protocol*

---

The intent of the CJIS Security Policy is to ensure the protection of the aforementioned CJI until the information is: released to the public via authorized dissemination (e.g. within a court system, presented in crime reports data, or released in the interest of public safety); purged or destroyed in accordance with applicable record retention rules.

#### **805.4 STORAGE OF RECORDS**

Case reports and investigations often contain CJI. Active investigations requiring CJI information to substantiate a criminal charge, will retain CJI documents while the case is still active. Inactive reports will have CJI removed and destroyed by secured shredding.

Until such time records are destroyed, they will be stored in a secured area, accessible only to authorized personnel who have had a fingerprint background completed and have viewed Security Awareness Training and/or have a minimum Level 1 ACCESS certification.

If documents are transported to or from storage facilities, the records will be transported by a person authorized to do so. If the records contain CJI, the records are to be contained in a locked container and the person(s) transporting the documents must have had a fingerprint background completed and have viewed Security Awareness Training and/or have a minimum Level 1 ACCESS certification.

#### **805.5 DESTRUCTION OF RECORDS AND CJI**

Records and documents destroyed in accordance with the Washington State Retention Schedule will be documented by a memorandum. The memorandum will include the Retention Schedule series name and number, the Disposition Authority Number (DAN) and/or Common Records Retention Schedule (CORE) number, inclusive dates, date of disposal, and means of disposal. This memorandum will be entered into IAPro, the electronic tracking system used by the Kirkland Police Department.

Destruction of records shall be observed by a person authorized to see such records. CJI records must be under constant observation from the time they are removed from secured storage until destruction is complete. This person must have completed Security Awareness Training and/or have a minimum Level 1 ACCESS certification.

- **Shredding:** A contracted company will be used by the Kirkland Police Department to provide secure shredding services. Physical media (print-outs and other physical media) will be disposed of by placing media in a locked shredding bin or stored in a secured room until ready for shredding. A Department employee will escort and witness the entire shredding process.
- **Electronic Purging:** Media that is stored in the Record Management System shall be purged electronically from that system. Case reports that contain CJI shall have any CJI that has been pasted into the report removed unless required for prosecution, and then removed after prosecution is completed. It is recommended that CJI not be inserted into documents, but held as separate documents for easier purging.
- **Destruction:** Media such as hard-drives, tape cartridge, CDs, printer and copier ribbons, flash drives, etc. shall be disposed of by destruction. Destruction of electronic

# Kirkland Police Department

## Kirkland PD Policy Manual

### *Records Management and Destruction Protocol*

---

media will be achieved by physically dismantling media by methods of crushing or disassembling, ensuring that the platters have been physically destroyed so that no data can be retrieved.

#### **805.5.1 COMPLIANCE WITH SUBMISSION OF SEX OFFENSE CASE FILES**

It is the practice of the Kirkland Police Department to comply with Washington State law governing the submission of sex offense case files to the WASPC Criminal Justice Information Support Department (CJIS) for archiving pursuant to RCW 40.14.070. A record shall be kept of sex offense cases submitted to WASPC.

#### **805.6 INFORMATION TECHNOLOGY (IT)**

IT systems that have been used to process, store, or transmit FBI CJI and/or sensitive and classified information shall be sanitized and all stored information destroyed per IT policy and/or procedure.

## Protected Information

### 806.1 PURPOSE AND SCOPE

The purpose of this policy is to provide guidelines for the access, transmission, release and security of protected information by members of the Kirkland Police Department. This policy addresses the protected information that is used in the day-to-day operation of the Department and not the public records information covered in the Records Maintenance and Release Policy.

#### 806.1.1 DEFINITIONS

Definitions related to this policy include:

**Protected information** - Any information or data that is collected, stored or accessed by members of the Kirkland Police Department and is subject to any access or release restrictions imposed by law, regulation, order or use agreement. This includes all information contained in federal, state or local law enforcement databases that is not accessible to the public.

### 806.2 POLICY

Members of the Kirkland Police Department will adhere to all applicable laws, orders, regulations, use agreements and training related to the access, use, dissemination and release of protected information.

### 806.3 RESPONSIBILITIES

The Chief of Police shall select a member of the Department to coordinate the use of protected information.

The responsibilities of this position include, but are not limited to:

- (a) Ensuring member compliance with this policy and with requirements applicable to protected information, including requirements for the National Crime Information Center (NCIC) system, National Law Enforcement Telecommunications System (NLETS), Department of Licensing (DOL) records and the Washington Crime Information Center (WACIC).
- (b) Developing, disseminating and maintaining procedures that adopt or comply with the U.S. Department of Justice's current Criminal Justice Information Services (CJIS) Security Policy.
- (c) Developing, disseminating and maintaining any other procedures necessary to comply with any other requirements for the access, use, dissemination, release and security of protected information.
- (d) Developing procedures to ensure training and certification requirements are met.
- (e) Resolving specific questions that arise regarding authorized recipients of protected information.

# Kirkland Police Department

## Kirkland PD Policy Manual

### *Protected Information*

---

- (f) Ensuring security practices and procedures are in place to comply with requirements applicable to protected information.

#### **806.4 ACCESS TO PROTECTED INFORMATION**

Protected information shall not be accessed in violation of any law, order, regulation, user agreement, Kirkland Police Department policy or training. Only those members who have completed applicable training and met any applicable requirements, such as a background check, may access protected information, and only when the member has a legitimate work-related reason for such access.

Unauthorized access, including access for other than a legitimate work-related purpose, is prohibited and may subject a member to administrative action pursuant to the Personnel Complaints Policy and/or criminal prosecution.

##### **806.4.1 PENALTIES FOR MISUSE OF RECORDS**

It is a misdemeanor to furnish, buy, receive or possess criminal history record information without authorization by Washington law (RCW 10.97.120).

Divulging the content of any criminal record to anyone other than authorized personnel is a violation of the Standards of Conduct Policy.

Employees who obtain, or attempt to obtain, information from the department files other than that to which they are entitled in accordance with their official duties is a violation of the Standards of Conduct Policy.

#### **806.5 RELEASE OR DISSEMINATION OF PROTECTED INFORMATION**

Protected information may be released only to authorized recipients who have both a right to know and a need to know (RCW 10.97.050).

A member who is asked to release protected information that should not be released should refer the requesting person to a supervisor or to the Records Supervisor for information regarding a formal request.

Unless otherwise ordered or when an investigation would be jeopardized, protected information maintained by the Department may generally be shared with authorized persons from other law enforcement agencies who are assisting in the investigation or conducting a related investigation. Any such information should be released through the Records Section to ensure proper documentation of the release (see the Records Maintenance and Release Policy).

Protected information, such as Criminal Justice Information (CJI), which includes Criminal History Record Information (CHRI), should generally not be transmitted by radio, cellular telephone or any other type of wireless transmission to members in the field or in vehicles through any computer or electronic device, except in cases where there is an immediate need for the information to further an investigation or where circumstances reasonably indicate that the immediate safety of officers, other department members or the public is at risk.

Nothing in this policy is intended to prohibit broadcasting warrant information.

# Kirkland Police Department

## Kirkland PD Policy Manual

### *Protected Information*

---

#### 806.5.1 REVIEW OF CRIMINAL OFFENDER RECORD

An individual may review his/her criminal history record information held by this department after complying with established department requirements as authorized by RCW 10.97.080.

#### **806.6 RELIGIOUS AFFILIATION DISCLOSURE**

Members shall not release personal information from any agency database for the purpose of investigation or enforcement of any government program compiling data on individuals based on religious belief, practice, affiliation, national origin, or ethnicity (RCW 42.60.020).

#### **806.7 SECURITY OF PROTECTED INFORMATION**

Members accessing or receiving protected information shall ensure the information is not accessed or received by persons who are not authorized to access or receive it. This includes leaving protected information, such as documents or computer databases, accessible to others when it is reasonably foreseeable that unauthorized access may occur (e.g., on an unattended table or desk, in or on an unattended vehicle, in an unlocked desk drawer or file cabinet, on an unattended computer terminal). The Chief of Police will select a member of the Department to oversee the security of protected information.

The responsibilities of this position include but are not limited to:

- (a) Developing and maintaining security practices, procedures, and training.
- (b) Ensuring federal and state compliance with the CJIS Security Policy and the requirements of any state or local criminal history records systems.
- (c) Establishing procedures to provide for the preparation, prevention, detection, analysis, and containment of security incidents, including computer attacks.
- (d) Tracking, documenting, and reporting all breach of security incidents to the Chief of Police and appropriate authorities (RCW 19.255.010; RCW 42.56.590).

#### 806.7.1 CJIS/CHRI DATA BREACH REPORTING

##### **Incident Response**

The security risk of both accidental and malicious attacks against government and private agencies, remains persistent in both physical and logical environments. To ensure protection of Criminal Justice Information (CJI), agencies shall:

- (a) Establish operational incident handling procedures that include adequate preparation, detection, analysis, containment, recovery, and user response activities
- (b) Track, document, and report incidents to appropriate agency officials and/or authorities.

##### **Reporting Security Events**

The Kirkland Police Department shall promptly report incident information to the ACCESS Information Security Officer (ISO) by email to [ACCESS@wsp.wa.gov](mailto:ACCESS@wsp.wa.gov) using the *FBI Security Incident Reporting Form* available on the ACCESS webpage:

# Kirkland Police Department

## Kirkland PD Policy Manual

### *Protected Information*

---

[http://www.wsp.wa.gov/secured/access/docs/access\\_cjis\\_security\\_incident\\_report.pdf](http://www.wsp.wa.gov/secured/access/docs/access_cjis_security_incident_report.pdf) to any authorities appropriate to the local agency.

Security events, including identified weaknesses associated with the event, shall be communicated in a manner allowing timely corrective action to be taken. Formal event reporting and escalation procedures shall be in place. Wherever feasible, the agency shall employ automated mechanisms to assist in the reporting of security incidents. All employees, contractors and third party users shall be made aware of the procedures for reporting the different types of events and weakness that might have an impact on the security of agency assets and are required to report any security events and weaknesses as quickly as possible to the designated point of contact.

### **Management of Security Incidents**

A consistent and effective approach shall be applied to the management of security incidents. Responsibilities and procedures shall be in place to handle security events and weaknesses effectively once they have been reported.

### **Incident Handling**

The agency shall implement an incident handling capability for security incidents that includes; preparation, detection and analysis, containment, eradication, and recovery. Wherever feasible, the agency shall employ automated mechanisms to support the incident handling process.

Incident-related information can be obtained from a variety of sources including, but not limited to; audit monitoring, network monitoring, physical access monitoring, and user/administrator reports. The agency should incorporate the lessons learned from ongoing incident handling activities into the incident response procedures and implement the procedures accordingly.

### **Collection of Evidence**

Where a follow-up action against a person or agency after an information security incident involves legal action (either civil or criminal), evidence shall be collected, retained, and presented to conform to the rules for evidence laid down in the relevant jurisdiction(s)

### **Incident Response – Mobile Devices**

In addition to the requirements in Incident Response, agencies shall develop additional or enhanced incident reporting and handling procedures to address mobile device operating scenarios. Rapid response to mobile device related

# Kirkland Police Department

## Kirkland PD Policy Manual

### *Protected Information*

---

incidents can significantly mitigate the risks associated with illicit data access either on the device itself or within online data resources associated with the device through an application or specialized interface.

Special reporting procedures for mobile devices shall apply in any of the following situations:

1. Loss of device control. For example:

- (a) Device known to be locked, minimal duration of loss.
- (b) Device lock state unknown, minimal duration of loss
- (c) Device lock state unknown, extended duration of loss
- (d) Device known to be unlocked, more than momentary duration of loss

2. Total loss of device

3. Device compromise

4. Device loss or compromise outside the United States

### **806.8 TRAINING**

All members authorized to access or release protected information shall complete a training program that complies with any protected information system requirements and identifies authorized access and use of protected information, as well as its proper handling and dissemination.

#### **806.8.1 LOGGING CHRI QUERIES**

All CHRI queries that are being physically run by authorized personnel shall be logged. All queries must be done for legitimate criminal justice reasons.

## Animal Control

### 807.1 PURPOSE AND SCOPE

The purpose of this policy is to establish guidelines for the Kirkland Police Department when personnel are responding to animal control-related calls for service and to set procedures regarding animal control services and the handling of injured domestic and wildlife animals.

### 807.2 POLICY

It is the policy of the Kirkland Police Department to uphold the animal-related municipal ordinances, state statutes and federal laws. The City of Kirkland Animal Control Authority is defined and regulated in accordance with Chapter 8.09 of the Kirkland Municipal Code.

### 807.3 ANIMAL CONTROL RESPONSIBILITIES

The Animal Control Officer (ACO) shall be primarily responsible for responding to, and assisting patrol officers with, animal-related calls for service and customer service needs of the community. This includes, but is not limited to the following:

- (a) Enforcing local, state and federal laws relating to animals.
- (b) Providing proactive education.
- (c) Resolving or referring animal problems as outlined in this policy.
- (d) Performing duties as outlined in the ACO job description.

The ACO shall be under the operational control of the Administrative Division. The Chief of Police or his/her designee will determine the ACO's assigned working hours.

During the ACO's scheduled hours of duty, animal-related calls for service shall be assigned to the ACO and logged by NORCOM. Requests for assistance by the ACO shall be acknowledged and responded to promptly.

### 807.4 PATROL OFFICER RESPONSIBILITIES

The Animal Control Officer's (ACO) technical skills and abilities are intended to provide advanced service capabilities in support of the general police functions. During the hours when the ACO is off-duty or unavailable, animal-related calls for service will be handled by the appropriate on-duty patrol officer. When a patrol officer is dispatched to an animal-related call for service, he/she shall take the appropriate actions to address the situation. In situations where the assistance of the ACO is necessary, the on-duty supervisor may request a call-out of the ACO.

### 807.5 ANIMAL CONTROL OFFICER CALL-OUT

When a patrol officer is dispatched to an animal-related call for service and encounters a situation which requires the advanced knowledge, technical skills or other unique abilities of the Animal Control Officer (ACO), a supervisor may request a call-out of the ACO. The responding patrol officer(s) shall take appropriate actions to control the situation until the ACO arrives to assist. All requests call in the ACO must be approved through a field supervisor and then by the Administrative Sergeant or the Administrative Lieutenant.



# Kirkland Police Department

## Kirkland PD Policy Manual

### *Animal Control*

---

#### **807.6 ANIMAL CRUELTY COMPLAINTS**

Laws relating to the cruelty to animals should be enforced, including but not limited to RCW 9.08.070 (cruelty to pets), RCW 16.52.117 (animal fighting), RCW 16.52.205 (animal cruelty) and RCW 16.52.320 (cruelty to livestock).

- (a) An investigation should be conducted on all reports of animal cruelty.
- (b) Legal steps should be taken to protect an animal that is in need of immediate care or protection from acts of cruelty.

#### **807.7 ANIMAL BITE REPORTS**

When dispatched to a call for service regarding an animal bite, the Animal Control Officer (ACO) will obtain as much information as possible, including:

- (a) Identifying all of the parties involved.
- (b) An accurate description of the animal.
- (c) Written statements.
- (d) Digital pictures of both the animal and the bite wounds.

When on-duty, the ACO will make contact with the victim and the animal's owner, if known. The ACO will determine if a quarantine is required and where the animal(s) should be confined. The quarantine period shall be ten (10) days, beginning on the date and time of the bite. Care should be taken when handling animals involved in a bite incident. This shall include the use of gloves and thorough washing of the hands and areas that may come into direct contact with the animal involved in the bite.

Deceased animals involved in a bite incident shall be placed in a plastic bag for transport to the police department, properly marked, and placed in the freezer.

In the event the ACO is unavailable, the responding patrol officer(s) shall conduct the above-noted investigation and confer with the ACO or the Administrative Sergeant as needed. The responding officer shall conduct as much of the investigation as possible and inform the ACO of any need for follow-up. If the animal is a stray, every effort should be made to immediately confine the animal and locate the owner.

The ACO may be called out to respond to the scene once approved by the duty supervisor and the Administrative Sergeant.

#### **807.8 PUBLIC NUISANCE CALLS RELATING TO ANIMALS**

In the event the Animal Control Officer (ACO) is unavailable, patrol officers shall respond to all in-progress animal nuisance calls. Patrol officers shall obtain and forward to the ACO as much information as possible regarding the nature of the complaint, reporting party, owner information (if possible), location of the problem, etc. Patrol officers will also document and forward any actions taken, to include case report numbers and citations issued if applicable.

# Kirkland Police Department

## Kirkland PD Policy Manual

### *Animal Control*

---

#### **807.9 STRAY DOGS AND CATS**

If the dog or cat has a license tag, that tag number should be researched through the *PetAccess.com* portal and the Tyler New World module to obtain contact information for the animal owner/handler. If the animal does not have a license tag, or the information is no longer current, the animal should then be scanned for a microchip in order to obtain possible owner/handler contact information. If the owner is located, the animal should be released to the owner and a citation may be issued if appropriate.

If the dog or cat is taken into protective custody, it shall be transported to the holding pens located at the Kirkland Police Department where it may be held for up to 4 hours in advance of the Animal Control Officer's (ACO) arrival, or kenneled at the authorized veterinarian center or the Everett Animal Shelter. When an animal is held in the holding pens, the animal will have proper bedding and water, but should not receive food. The weather and general well-being of the animal shall be considered in such decisions.

The ACO will transport any animal in the holding pens to the Everett Animal Shelter or the authorized veterinary center as soon as he/she comes on-duty. Once the animal is in the custody of the Animal Shelter, the Animal Shelter should handle all releases back to the owner.

In cases where the ACO is not available, the duty supervisor shall designate an alternative means of transport so that the animal is not unnecessarily held in the holding pens for extended periods.

#### **807.10 ANIMAL CARE-TAKING PROCEDURES FOR UNAVAILABLE OWNERS**

Officers shall make a reasonable effort to ensure that pets under a person's care will be provided with adequate care when that person is arrested or otherwise unavailable, such as transport for medical treatment. This is required when there is no other reasonably capable person to provide care, and the arrestee, victim, or injured owner is expected to be in custody at the jail, in the hospital, or in another medical facility for a period longer than would reasonably allow him/her to provide care for the animals.

With the owner's consent, relatives or neighbors may be contacted to care for the animal(s). If no persons can be found, or the owner does not consent, the Animal Control Officer will respond to take the animals into custody. Steps taken to care for or relocate the animal(s) shall be documented.

In all situations, the animal's owner should be informed where the animal(s) is being taken.

#### **807.11 INJURED ANIMALS**

When any injured domesticated animal is brought to the attention of the Animal Control Officer (ACO), all reasonable attempts should be made to contact an owner or responsible handler. If the owner or responsible handler cannot be located, and the animal is not an immediate danger to the community, it should be handled in one of the methods described below:

- (a) During normal business hours, the injured animal should be taken to an authorized veterinary care clinic.

# Kirkland Police Department

## Kirkland PD Policy Manual

### *Animal Control*

---

- (b) If after normal business hours, the injured animal should be taken to an authorized emergency veterinary clinic.
- (c) The only exception to the above are when the animal is an immediate danger to the community, or the owner of the animal is identified and takes responsibility for the injured animal.

Injured wildlife should be referred to P.A.W.S wildlife, Sarvey, etc, or the Department of Fish and Wildlife as applicable.

Each incident shall be documented and include, at a minimum, the name of the reporting party and veterinary hospital and/or person to whom the animal is released to. If the ACO is off-duty, the information shall be forwarded for follow-up.

#### **807.12 DECEASED ANIMALS**

When applicable, an attempt shall be made to identify the owner of a deceased domestic animal. Deceased animals on public property may be removed and properly disposed of by the Animal Control Officer (ACO). Patrol officers may remove deceased animals when the ACO is not on duty.

- (a) For health and sanitary reasons, deceased animals should be placed in a sealed plastic bag prior to being placed in the ACO truck or other vehicles. Large animals should be double-bagged when possible.
- (b) Deceased animals should be placed in the ACO freezer and properly labeled as follows:
  1. Domestic: Note the breed, color, sex and if it has any collars or identification. Check for license tag number and scan for a microchip. Remove the collar before placing the animal in a plastic bag.
  2. Wildlife: Make a note of the type of wildlife (i.e. raccoon, possum, etc). Place the animal in a plastic bag.

Each incident shall be documented. If the ACO is off-duty, the information shall be forwarded for follow-up.

Neither the ACO nor any patrol officer will be required to climb onto or under any privately owned structure for the purpose of removing a deceased animal.

#### **807.13 DESTRUCTION OF ANIMALS**

When it is necessary to use a firearm to euthanize a badly injured animal or stop an animal that poses an imminent threat to human safety, the Firearms Policy shall be followed. Destruction of an animal requires supervisor approval, and shall be undertaken with reasonable prudence and, whenever possible, in consultation with a licensed veterinarian and the owner of the animal (RCW 16.52.210). The decision to euthanize a seriously injured animal will rest with the on-duty supervisor.

## **Chapter 9 - Custody**

## Custodial Searches

### 900.1 PURPOSE AND SCOPE

This policy provides guidance regarding searches of individuals in custody. Such searches are necessary to eliminate the introduction of contraband, intoxicants or weapons into the Kirkland Police Department facility. Such items can pose a serious risk to the safety and security of department members, individuals in custody, contractors and the public.

Nothing in this policy is intended to prohibit the otherwise lawful collection of evidence from an individual in custody.

#### 900.1.1 DEFINITIONS

Definitions related to this policy include:

**Custody search** - An in-custody search of an individual and of his/her property, shoes and clothing, including pockets, cuffs and folds on the clothing, to remove all weapons, dangerous items and contraband.

**Physical body cavity search** - A search that includes a visual inspection and may include a physical intrusion into a body cavity. Body cavity means the stomach or rectal cavity of an individual, and the vagina of a female person.

**Strip search** - A search that requires an individual to remove or rearrange some or all of his/her clothing to permit a visual inspection of the underclothing, breasts, buttocks, anus or outer genitalia. This includes monitoring an individual who is changing clothes, where his/her underclothing, buttocks, genitalia or female breasts are visible.

### 900.2 POLICY

All searches shall be conducted with concern for safety, dignity, courtesy, respect for privacy and hygiene, and in compliance with policy and law to protect the rights of those who are subject to any search.

Searches shall not be used for intimidation, harassment, punishment or retaliation.

### 900.3 FIELD AND TRANSPORTATION SEARCHES

An officer should conduct a custody search of an individual immediately after his/her arrest and when receiving an individual from the custody of another. An officer shall conduct a custody search of an individual before transporting the person who is in custody in any department vehicle.

Whenever practicable, a custody search should be conducted by an officer of the same sex as the person being searched. If an officer of the same sex is not reasonably available, a witnessing officer should be present during the search.

### 900.4 SEARCHES AT POLICE FACILITIES

Custody searches shall be conducted on all individuals in custody, upon entry to the Kirkland Police Department facilities. Except in exigent circumstances, the search should be conducted by

# Kirkland Police Department

## Kirkland PD Policy Manual

### *Custodial Searches*

---

a member of the same sex as the individual being searched. If a member of the same sex is not available, a witnessing member must be present during the search.

Custody searches should also be conducted any time an individual in custody enters or re-enters a secure area, or any time it is reasonably believed that a search is necessary to maintain the safety and security of the facility.

#### **900.4.1 PROPERTY**

Members shall take reasonable care in handling the property of an individual in custody to avoid discrepancies or losses. Property retained for safekeeping shall be kept in a secure location until the individual is released or transferred.

Some property may not be accepted by a facility or agency that is taking custody of an individual from this department, such as weapons or large items. These items should be retained for safekeeping in accordance with the Property and Evidence Policy.

All property shall be inventoried by objective description (this does not include an estimated value). The individual from whom it was taken shall be required to sign the completed inventory. If the individual's signature cannot be obtained, the inventory shall be witnessed by another department member. The inventory should include the case number, date, time, member's Kirkland Police Department identification number and information regarding how and when the property may be released.

#### **900.4.2 VERIFICATION OF MONEY**

All money shall be counted in front of the individual from whom it was received. When possible, the individual shall initial the dollar amount on the inventory. Additionally, all money should be placed in a separate envelope and sealed. Negotiable checks or other instruments and foreign currency should also be sealed in an envelope with the amount indicated but not added to the cash total. All envelopes should clearly indicate the contents on the front. The department member sealing it should place his/her initials across the sealed flap. Should any money be withdrawn or added, the member making such change shall enter the amount below the original entry and initial it. The amount of money in the envelope should always be totaled and written on the outside of the envelope.

#### **900.5 STRIP SEARCHES**

No individual in temporary custody at any Kirkland Police Department facility shall be subjected to a strip search unless there is reasonable suspicion based upon specific and articulable facts to believe the individual has a health condition requiring immediate medical attention or is concealing a weapon or contraband that constitutes a threat to the facility. Probable cause is required for a strip search when there is a belief the individual is concealing on his/her body evidence not constituting a threat to the facility (RCW 10.79.130).

Factors to be considered in determining reasonable suspicion or probable cause include, but are not limited to (RCW 10.79.140):

# Kirkland Police Department

## Kirkland PD Policy Manual

### *Custodial Searches*

---

- (a) The detection of an object during a custody search that may be a weapon or contraband and cannot be safely retrieved without a strip search.
- (b) Circumstances of a current arrest that specifically indicate the individual may be concealing a weapon or contraband.
  - 1. A felony arrest charge or being under the influence of a controlled substance should not suffice as reasonable suspicion absent other facts.
- (c) Custody history (e.g., past possession of contraband while in custody, assaults on department members, escape attempts).
- (d) The individual's actions or demeanor.
- (e) Criminal history (i.e., level of experience in a custody setting).
- (f) The nature of the offense.

No transgender or intersex individual shall be searched or examined for the sole purpose of determining the individual's genital status. If the individual's genital status is unknown, it may be determined during conversations with the person, by reviewing medical records, or as a result of a broader medical examination conducted in private by a medical practitioner (28 CFR 115.115).

#### 900.5.1 STRIP SEARCH PROCEDURES

Strip searches at Kirkland Police Department facilities shall be conducted as follows (28 CFR 115.115):

- (a) Written authorization from a supervisor shall be obtained prior to the strip search.
- (b) All members involved with the strip search shall be of the same sex as the individual being searched, unless the search is conducted by a medical practitioner (RCW 10.79.100).
- (c) All strip searches shall be conducted in a professional manner under sanitary conditions and in a secure area of privacy so that it cannot be observed by those not participating in the search. The search shall not be reproduced through a visual or sound recording.
- (d) Whenever possible, a second member of the same sex should also be present during the search, for security and as a witness to the finding of evidence.
- (e) Members conducting a strip search shall not touch the breasts, buttocks or genitalia of the individual being searched.
- (f) The primary member conducting the search shall prepare a written report to include (RCW 10.79.150):
  - 1. The facts that led to the decision to perform a strip search.
  - 2. The reasons less intrusive methods of searching were not used or were insufficient.
  - 3. The written authorization for the search, obtained from the Shift Sergeant.

# Kirkland Police Department

## Kirkland PD Policy Manual

### *Custodial Searches*

---

4. The name of the individual who was searched.
  5. The name, serial number of the officer and sex of the members who conducted the search.
  6. The name, sex and role of any person present during the search.
  7. The time and date of the search.
  8. The place at which the search was conducted.
  9. A list of the items, if any, that were recovered.
  10. The facts upon which the member based his/her belief that the individual was concealing a weapon or contraband.
  11. Any health condition discovered.
- (g) No member should view an individual's private underclothing, buttocks, genitalia or female breasts while that individual is showering, performing bodily functions or changing clothes, unless he/she otherwise qualifies for a strip search. However, if serious hygiene or health issues make it reasonably necessary to assist the individual with a shower or a change of clothes, a supervisor should be contacted to ensure reasonable steps are taken to obtain the individual's consent and/or otherwise protect his/her privacy and dignity.
- (h) Except at the request of the individual, no person, other than those who are participating in the search, shall be present or able to observe the search (RCW 10.79.150).
- (i) A copy of the written authorization shall be maintained in the file of the individual who was searched (RCW 10.79.150).

#### 900.5.2 SPECIAL CIRCUMSTANCE FIELD STRIP SEARCHES

A strip search may be conducted in the field only with Shift Sergeant authorization and only in exceptional circumstances, such as when:

- (a) There is probable cause to believe that the individual is concealing a weapon or other dangerous item that cannot be recovered by a more limited search.
- (b) There is probable cause to believe that the individual is concealing controlled substances or evidence that cannot be recovered by a more limited search, and there is no reasonable alternative to ensure the individual cannot destroy or ingest the substance during transportation.

These special-circumstance field strip searches shall only be authorized and conducted under the same restrictions as the strip search procedures in this policy, except that the Shift Sergeant authorization does not need to be in writing.



# Kirkland Police Department

## Kirkland PD Policy Manual

### *Custodial Searches*

---

#### 900.5.3 RESTRICTIONS

Strip searches should be limited to those situations where such searches are necessary. Reasonable efforts to use less intrusive methods, such as pat-downs, electronic metal detector or clothing searches shall be made prior to any strip search (RCW 10.79.060; RCW 10.79.140).

#### **900.6 PHYSICAL BODY CAVITY SEARCH**

Physical body cavity searches shall be subject to the following:

- (a) No individual shall be subjected to a physical body cavity search without written approval of a Lieutenant or higher rank and only upon a search warrant. Authorization may be obtained electronically (RCW 10.79.080). A copy of any search warrant and the results of the physical body cavity search shall be included with the related reports and made available, upon request, to the individual or authorized representative (except for those portions of the warrant ordered sealed by a court).
- (b) A detective will be called in to obtain the required search warrant. A copy of any search warrant and the results of the physical body cavity search shall be included with the related reports and made available, upon request, to the individual or authorized representative (except for those portions of the warrant ordered sealed by a court)
- (c) Only a qualified physician, registered nurse or physician's assistant may conduct a physical body cavity search (RCW 10.79.100).
- (d) Except for the qualified physician, registered nurse or physician's assistant conducting the search, persons present must be of the same sex as the individual being searched. Only the necessary department members needed to maintain the safety and security of the medical personnel shall be present.
- (e) Privacy requirements, including restricted touching of body parts and sanitary condition requirements, are the same as required for a strip search.
- (f) All such searches shall be documented, including (RCW 10.79.080):
  - 1. The facts that led to the decision to perform a physical body cavity search of the individual.
  - 2. The reasons less intrusive methods of searching were not used or were insufficient.
  - 3. The Lieutenant's approval.
  - 4. A copy of the search warrant.
  - 5. The time, date, location, and description of the search.
  - 6. The medical personnel present.
  - 7. The names, sex, and roles of any department members present.
  - 8. A statement of the results of the search and a list of any contraband or weapons discovered by the search.
- (g) A copy of the written authorization shall be retained and made available to the individual who was searched or other authorized representative upon request.

# Kirkland Police Department

## Kirkland PD Policy Manual

### *Custodial Searches*

---

- (h) Before any physical body cavity search is authorized or conducted, a thorough pat-down search, a thorough electronic metal-detector search, and a thorough clothing search, as appropriate, must be used. No physical body cavity search shall be authorized or conducted unless these other methods do not satisfy the safety, security, or evidentiary concerns of the Department (RCW 10.79.080).
- (i) The supervisor may allow the individual to have a readily available witness, of the individual's choosing, present at the time the search is conducted. The person chosen shall not be currently in custody or present an unreasonable security risk (RCW 10.79.100).

#### **900.7 GENDER IDENTITY OR EXPRESSION CONSIDERATIONS**

Officers shall not search or physically examine a transgender or intersex subject for the sole purpose of determining genital status (see Prison Rape Elimination Act Policy for transgender and intersex definitions). If genital status is unknown, it may be determined during conversations with the subject, by reviewing medical records or, if necessary, by obtaining that information as part of a broader medical examination conducted in private by a qualified health care professional (28 CFR 115.15).

LGBTI individuals shall not be subject to more invasive searches than non-LGBTI individuals.

Whenever practicable, a custody search should be conducted by an officer of the same sex as the person being searched. If an officer of the same sex is not reasonably available, a witnessing officer should be present during the search.

Requests to remove appearance related items such as prosthetics, clothing that conveys gender identity, wigs and cosmetics shall be consistent with the requirements for the removal of similar items for non-LGBTI individuals.

Additionally, if an Officer conducting a strip search discovers that a subject is transgender with the opposite external genitalia or Intersex, he/she shall immediately stop performing the search and notify his/her respective supervisor. The respective supervisor shall ensure that the search is completed by an officer of the same external genitalia as the transgender subject. Additionally, the respective supervisor shall ensure the incident is documented in the report.

#### **900.8 JUVENILES**

No juvenile should be subjected to a strip search or a physical body cavity search at the Department.

The Chief of Police or the authorized designee should establish procedures for the following:

- (a) Safely transporting a juvenile who is suspected of concealing a weapon or contraband, or who may be experiencing a medical issue related to such concealment, to a medical facility or juvenile detention facility as appropriate in the given circumstances.
  1. Procedures should include keeping a juvenile suspected of concealing a weapon under constant and direct supervision until custody is transferred to the receiving facility.

# Kirkland Police Department

## Kirkland PD Policy Manual

### *Custodial Searches*

---

- (b) Providing officers with information identifying appropriate medical and juvenile detention facilities to which a juvenile should be transported for a strip or body cavity search.

Nothing in this section is intended to prevent an officer from rendering medical aid to a juvenile in emergency circumstances (see the Medical Aid and Response Policy for additional guidance).

#### **900.9 TRAINING**

The Training Sergeant shall ensure members have training that includes (28 CFR 115.115):

- (a) Conducting searches of cross-gender individuals.
- (b) Conducting searches of transgender and intersex individuals.
- (c) Conducting searches in a professional and respectful manner, and in the least intrusive manner possible, consistent with security needs. The search must be conducted by a physician, registered nurse, or physician's assistant.

## Biological Samples

### 901.1 PURPOSE AND SCOPE

This policy provides guidelines for the collection of biological samples from those individuals required to provide samples upon conviction for certain offenses and from offenders required to register, for example, as sex offenders. This policy does not apply to biological samples collected at a crime scene or taken from an individual in conjunction with a criminal investigation.

### 901.2 POLICY

The Kirkland Police Department will assist in the expeditious collection of required biological samples from offenders in accordance with the laws of this state and with as little reliance on force as practicable.

### 901.3 OFFENDERS SUBJECT TO BIOLOGICAL SAMPLE COLLECTION

The following offenders must submit a biological sample (RCW 43.43.754):

- (a) An offender convicted of any felony offense.
- (b) An offender convicted of assault in the fourth degree where domestic violence as defined in RCW 9.94A.030 was pleaded and proven (RCW 9A.36.041).
- (c) An offender convicted of assault in the fourth degree with sexual motivation (RCW 9A.36.041; RCW 9.94A.835).
- (d) An offender convicted of communication with a minor for immoral purposes (RCW 9.68A.090).
- (e) An offender convicted of custodial sexual misconduct in the second degree (RCW 9A.44.170).
- (f) An offender convicted of failure to register as a sex or kidnap offender (RCW 9A.44.040 et seq.).
- (g) An offender convicted of harassment (RCW 9A.46.020).
- (h) An offender convicted of patronizing a prostitute (RCW 9A.88.110).
- (i) An offender convicted of sexual misconduct with a minor in the second degree (RCW 9A.44.096).
- (j) An offender convicted of stalking (RCW 9A.46.110).
- (k) An offender who violates a sexual assault protection order granted under RCW 7.105.050 et seq. (Civil Protection Orders).
- (l) An offender convicted of indecent exposure (RCW 9A.88.010).
- (m) An offender convicted of a sex or kidnapping offense and required to register under RCW 9A.44.130.

# Kirkland Police Department

## Kirkland PD Policy Manual

### *Biological Samples*

---

#### 901.3.1 OPTIONAL SUBMISSION OF BIOLOGICAL SAMPLES

The Department may submit biological samples to the forensic laboratory services of the Washington State Patrol (WSP) of an offender who is deceased and who was previously convicted of a qualifying offense regardless of the date of conviction (RCW 43.43.754).

#### 901.4 PROCEDURE

When an offender is required to provide a biological sample, a trained member shall attempt to obtain the sample in accordance with this policy.

##### 901.4.1 COLLECTION

The following steps should be taken to collect a sample:

- (a) Verify that the offender is required to provide a sample pursuant to RCW 43.43.754.
- (b) Verify that a biological sample has not been previously collected from the offender by querying the WSP Crime Lab. There is no need to obtain a biological sample if one has been previously obtained (RCW 43.43.754).
- (c) Use the designated collection kit provided by the WSP to perform the collection and take steps to avoid cross contamination.

#### 901.5 USE OF FORCE TO OBTAIN SAMPLES

If an offender refuses to cooperate with the sample collection process, members should attempt to identify the reason for refusal and seek voluntary compliance without resorting to using force. Force will not be used in the collection of samples except as authorized by court order or approval of legal counsel, and only with the approval of a supervisor.

Methods to consider when seeking voluntary compliance include contacting:

- (a) The individual's parole or probation officer, when applicable.
- (b) The prosecuting attorney to seek additional charges against the individual for failure to comply or to otherwise bring the refusal before a judge (RCW 43.43.754(11)).
- (c) The judge at the individual's next court appearance.
- (d) The individual's attorney.
- (e) A chaplain.
- (f) Another custody facility with additional resources, where the individual can be transferred to better facilitate sample collection.
- (g) A supervisor who may be able to authorize custodial disciplinary actions to compel compliance, if any are available. The supervisor shall review and approve any plan to use force and be present to document the process.

The supervisor shall review and approve any plan to use force and be present to document the process.

# Kirkland Police Department

## Kirkland PD Policy Manual

### *Biological Samples*

---

#### 901.5.1 VIDEO RECORDING

A video recording should be made any time force is used to obtain a biological sample. The recording should document all persons participating in the process, in addition to the methods and all force used during the collection. The recording should be part of the investigation file, if any, or otherwise retained in accordance with the established records retention schedule.

#### **901.6 LEGAL MANDATES AND RELEVANT LAWS**

Washington law provides for the following:

##### 901.6.1 AVAILABLE INFORMATION AND TRAINING

The Corrections Lieutenant should maintain relevant informational material from the Washington State Patrol (WSP) in the booking area of the Kirkland Police Department for training and guidance purposes. This should include the WSP protocols for the collection, preservation and shipment of biological samples (WAC 446-75-060).

## **Chapter 10 - Personnel**

---

## Recruitment and Selection

### 1000.1 PURPOSE AND SCOPE

This policy provides a framework for employee recruiting efforts and identifying job-related standards for the selection process. This policy supplements the rules that govern employment practices for the Kirkland Police Department and that are promulgated and maintained by the Department of Human Resources.

### 1000.2 POLICY

In accordance with applicable federal, state, and local law, the Kirkland Police Department provides equal opportunities for applicants and employees regardless of actual or perceived race, ethnicity, national origin, religion, sex, sexual orientation, gender identity or expression, age, disability, pregnancy, genetic information, veteran status, marital status, and any other classification or status protected by law. The Department does not show partiality or grant any special status to any applicant, employee, or group of employees unless otherwise required by law.

The Department will recruit and hire only those individuals who demonstrate a commitment to service and who possess the traits and characteristics that reflect personal integrity and high ethical standards.

### 1000.3 RECRUITMENT

The Administrative Lieutenant should employ a comprehensive recruitment and selection strategy to recruit and select employees from a qualified and diverse pool of candidates.

The strategy should include:

- (a) Establishment of a written recruitment plan.
  1. The plan shall include an outline of steps for recruiting candidates who are representative of the community. This should include candidates who live in or are from the community, if appropriate and consistent with applicable laws and memorandums of understanding or collective bargaining agreements.
- (b) Identification of racially and culturally diverse target markets.
- (c) Use of marketing strategies to target diverse applicant pools.
- (d) Expanded use of technology and maintenance of a strong internet presence. This may include an interactive department website and the use of department-managed social networking sites, if resources permit.
- (e) Expanded outreach through partnerships with media, community groups, citizen academies, local colleges, universities and the military.
- (f) Employee referral and recruitment incentive programs.
- (g) Consideration of shared or collaborative regional testing processes.



# Kirkland Police Department

## Kirkland PD Policy Manual

### *Recruitment and Selection*

---

The Administrative Lieutenant shall avoid advertising, recruiting and screening practices that tend to stereotype, focus on homogeneous applicant pools or screen applicants in a discriminatory manner.

The Department should strive to facilitate and expedite the screening and testing process, and should periodically inform each candidate of their status in the recruiting process.

#### **1000.4 SELECTION PROCESS**

The Department shall actively strive to identify a diverse group of candidates who have in some manner distinguished themselves as being outstanding prospects. Minimally, the Department shall employ a comprehensive screening, background investigation, and selection process that assesses cognitive and physical abilities and includes review and verification of the following:

- (a) A comprehensive application for employment (including previous employment, references, current and prior addresses, education, military record)
- (b) Driving record
- (c) Personal and professional reference checks
- (d) Employment eligibility, including U.S. Citizenship and Immigration Services (USCIS) Employment Eligibility Verification Form I-9 and acceptable identity and employment authorization documents. This required documentation should not be requested until a candidate is hired. This does not prohibit obtaining documents required for other purposes.
- (e) Information obtained from public internet sites
  - 1. This review should include the identification of any activity that promotes or supports unlawful violence or unlawful bias against persons based on protected characteristics (e.g., race, ethnicity, national origin, religion, gender, gender identity, sexual orientation, disability).
- (f) Financial history consistent with the Fair Credit Reporting Act (FCRA) (15 USC § 1681 et seq.)
- (g) Local, state, and federal criminal history record checks
- (h) Polygraph or voice stress analyzer examination (when legally permissible) (RCW 43.101.095; WAC 139-07-040)
- (i) Medical and psychological examination (may only be given after a conditional offer of employment)
  - 1. The medical examination shall include a drug screening and be conducted by a licensed physician.
- (j) Review board or selection committee assessment
- (k) Relevant national and state decertification records, if available
- (l) Any relevant information in the National Law Enforcement Accountability Database

# Kirkland Police Department

## Kirkland PD Policy Manual

### *Recruitment and Selection*

---

#### 1000.4.1 PERSONAL APPEARANCE

The following shall be disqualifying as it relates to personal appearance:

- (a) Visible tattoos which cannot be covered by the uniform of the day that are in violation of the provisions of Policy 1023.3: Tattoos.

#### 1000.4.2 VETERAN PREFERENCE

The Human Resources Department will provide veteran preference percentages as required (RCW 41.04.010).

### **1000.5 BACKGROUND INVESTIGATION**

Every candidate shall undergo a thorough background investigation to verify their personal integrity and high ethical standards, and to identify any past behavior that may be indicative of the candidate's unsuitability to perform duties relevant to the operation of the Kirkland Police Department (RCW 43.101.095; WAC 139-07-020).

#### 1000.5.1 NOTICES

Background investigators shall ensure that investigations are conducted and notices provided in accordance with the requirements of the FCRA (15 USC § 1681d).

#### 1000.5.2 REVIEW OF SOCIAL MEDIA SITES

Due to the potential for accessing unsubstantiated, private or protected information, the Administrative Lieutenant shall not require candidates to provide passwords, account information or access to password-protected social media accounts (RCW 49.44.200).

The Administrative Lieutenant should consider utilizing the services of an appropriately trained and experienced third party to conduct open source, internet-based searches and/or review information from social media sites to ensure that:

- (a) The legal rights of candidates are protected.
- (b) Material and information to be considered are verified, accurate and validated.
- (c) The Department fully complies with applicable privacy protections and local, state and federal law.

Regardless of whether a third party is used, the Administrative Lieutenant should ensure that potentially impermissible information is not available to any person involved in the candidate selection process.

#### 1000.5.3 DOCUMENTING AND REPORTING

The background investigator shall summarize the results of the background investigation in a report that includes sufficient information to allow the reviewing authority to decide whether to extend a conditional offer of employment. The report shall not include any information that is prohibited from use, including that from social media sites, in making employment decisions. The report and all supporting documentation shall be included in the candidate's background investigation file. These files shall be stored in a secured manner and made available only to those who are authorized to participate in the selection process.

# Kirkland Police Department

## Kirkland PD Policy Manual

### *Recruitment and Selection*

---

#### 1000.5.4 RECORDS RETENTION

The background report and all supporting documentation shall be maintained in accordance with the established records retention schedule.

#### 1000.5.5 BACKGROUND CERTIFICATION

Upon completion of the background investigation of a candidate who has received a conditional offer of employment with the Kirkland Police Department, the Chief of Police shall certify to the Criminal Justice Training Commission (CJTC) that the background check has been completed and there was no information found that would disqualify the candidate from certification, and that the candidate is suitable for employment as an officer (RCW 43.101.095).

#### **1000.6 DISQUALIFICATION GUIDELINES**

As a general rule, performance indicators and candidate information and records shall be evaluated by considering the candidate as a whole, and taking into consideration the following:

- Age at the time the behavior occurred
- Passage of time
- Patterns of past behavior
- Severity of behavior
- Probable consequences if past behavior is repeated or made public
- Likelihood of recurrence
- Relevance of past behavior to public safety employment
- Aggravating and mitigating factors
- Other relevant considerations

A candidate's qualifications will be assessed on a case-by-case basis, using a totality-of-the-circumstances framework.

#### **1000.7 EMPLOYMENT STANDARDS**

All candidates shall meet the minimum standards required by state law (RCW 43.101.095; RCW 43.101.200). Candidates will be evaluated based on merit, ability, competence and experience, in accordance with the high standards of integrity and ethics valued by the Department and the community.

Validated, job-related and nondiscriminatory employment standards shall be established for each job classification and shall minimally identify the training, abilities, knowledge and skills required to perform the position's essential duties in a satisfactory manner. Each standard should include performance indicators for candidate evaluation. The Department of Human Resources should maintain validated standards for all positions.

# Kirkland Police Department

## Kirkland PD Policy Manual

### *Recruitment and Selection*

---

#### 1000.7.1 STANDARDS FOR OFFICERS

Candidates shall meet the following minimum standards established by the CJTC (RCW 43.101.095):

- (a) Be eligible for CJTC certification
- (b) Submit to a psychological evaluation conducted by a licensed psychologist or psychiatrist
- (c) Submit to a polygraph examination conducted by a qualified technician
- (d) Submit to a criminal history check
- (e) Not been convicted of a felony offense

# Evaluation of Employees

## 1001.1 PURPOSE AND SCOPE

The Department's employee performance evaluation system is designed to record work performance for both the Department and the employee, providing recognition for good work and developing a guide for improvement.

## 1001.2 POLICY

The Kirkland Police Department utilizes a performance evaluation report to measure performance and to use as a factor in making personnel decisions that relate to promotion, reassignment, discipline, demotion, and termination. The evaluation report is intended to serve as a guide for work planning and review by the supervisor and employee. It gives supervisors a way to create an objective history of work performance based on job standards.

The Department evaluates employees in a non-discriminatory manner based upon job-related factors specific to the employee's position, without regard to actual or perceived race, ethnicity, national origin, religion, sex, sexual orientation, gender identity or expression, age, disability, pregnancy, genetic information, veteran status, marital status, and any other classification or status protected by law.

## 1001.3 EVALUATION PROCESS

Evaluation reports will cover a specific period of time and should be based on documented performance during that period. Evaluation reports will be completed by each employee's immediate supervisor. Other supervisors directly familiar with the employee's performance during the rating period should be consulted by the immediate supervisor for their input.

All sworn and civilian supervisory personnel shall attend an approved supervisory course that includes training on the completion of performance evaluations within one year of the supervisory appointment.

Each supervisor should discuss the tasks of the position, standards of performance expected and the evaluation criteria with each employee at the beginning of the rating period. Supervisors should document this discussion in the prescribed manner.

Assessment of an employee's job performance is an ongoing process. Continued coaching and feedback provides supervisors and employees with opportunities to correct performance issues as they arise.

Non-probationary employees demonstrating substandard performance shall be notified in writing of such performance as soon as possible in order to have an opportunity to remediate the issues. Such notification should occur at the earliest opportunity, with the goal being a minimum of 90 days written notice prior to the end of the evaluation period.

Employees who disagree with their evaluation and who desire to provide a formal response or a rebuttal may do so in writing in the prescribed format and time period.

# Kirkland Police Department

## Kirkland PD Policy Manual

### *Evaluation of Employees*

---

#### **1001.4 PROBATIONARY PERSONNEL**

Civilian personnel are on probation for 12 months before being eligible for certification as permanent employees.

Special commissioned personnel are on probation for 12 months plus the period of time spent to complete the academy before being eligible for certification as permanent employees.

Civilian and special commissioned personnel are subject to probation extensions as outlined in Policy 1010.14.

Entry level commissioned personnel hired before June 1, 2019 are on probation for 17 months before being eligible for certification as permanent employees.

Entry level commissioned personnel hired on or after June 1, 2019 will have a probationary period that will be completed 12 months after assignment to solo patrol before being eligible for certification as permanent employees.

Lateral entry commissioned personnel hired before June 1, 2019 are on probation for 12 months before being eligible for certification as permanent employees.

Lateral entry commissioned personnel hired on or after June 1, 2019 will have a probationary period that will be completed 12 months after assignment to solo patrol before being eligible for certification as permanent employees.

When a probationary commissioned employee hired on or after June 1, 2019 misses more than 30 days in a row, including modified duty time, his or her probationary period shall be extended the same number of days he or she was absent. These employees are not subject to the probation extensions as outlined in Policy 1010.14.

Commissioned employees hired prior to June 1, 2019 are subject to probation extensions as outlined in Policy 1010.14.

All promoted employees will serve a probationary period of 12 months from the effective date of the promotion.

Probationary personnel are evaluated, in writing, on a monthly basis by their immediate supervisors, beginning after the completion of all applicable formal training (i.e. PTO, FTO). These monthly evaluations are to be forwarded to their respective Section Lieutenants.

#### **1001.5 FULL-TIME PERMANENT STATUS PERSONNEL**

Permanent employees will receive an annual performance evaluation:

**Regular** - An Employee Performance Evaluation shall be completed once each year by the employee's immediate supervisor on the anniversary of the employee's date of hire.

**Promotion / Transfer** - If an employee is promoted, or transferred from one assignment to another in the middle of an evaluation period, the yearly evaluation shall be completed by the current supervisor at the time of the evaluation being due unless an agreement with the prior supervisor

# Kirkland Police Department

## Kirkland PD Policy Manual

### *Evaluation of Employees*

---

is in place due to the timing of the promotion and/or transfer. In either case, both supervisors will provide input for the employee's annual evaluation. .

#### 1001.5.1 RATINGS CRITERIA

When completing the Employee Performance Evaluation, the rater will use a three level scale, which outlines three specific performance behaviors that best describes the employee's performance. The definition of each rating category is as follows:

- Exceeds Performance Standards and Expectations: This employee's performance exceeds expectations throughout the majority of the period, with minimum of guidance, consistently performs well above average.
- Meets Performance Standards: This employee consistently meets the requirements of the position; normal guidance and supervision are required.
- Below Performance Standards: This employee requires improvement to meet the expectations of the Department. Considerable guidance and supervision are required

Raters will assign a single rating for each component. Rater comments should illustrate and explain the rating.

The overall rating for the evaluation will be completed by the rater. The rater will complete a required narrative at the end of the evaluation form. This will summarize the overall performance of the employee during the rating period. Any rating under any job dimension marked below performance standards or exceeds performance standards and expectations shall be substantiated in the rater comments section.

#### **1001.6 EVALUATION INTERVIEW**

When the supervisor has completed the preliminary evaluation, it shall be forwarded to the rater's supervisor. The rater's supervisor shall review the evaluation for fairness, impartiality, uniformity, and consistency. The rater's supervisor shall evaluate the supervisor on the quality of ratings given.

Upon receiving the evaluation back, the supervisor shall make arrangements for a private discussion of the evaluation with the employee. The supervisor should discuss the results of the just completed rating period and clarify any questions the employee may have. If the employee has valid and reasonable protests of any of the ratings, the supervisor may make appropriate changes to the evaluation. Areas needing improvement and goals for reaching the expected level of performance should be identified and discussed. The supervisor should also provide relevant counseling regarding advancement, specialty positions and training opportunities.

The supervisor and employee will sign and date the evaluation.

#### **1001.7 EVALUATION REVIEW**

After the supervisor finishes the discussion with the employee, the signed performance evaluation is forwarded to the rater's supervisor. All evaluations will be forwarded to the Chief of Police through the chain of command.

# Kirkland Police Department

## Kirkland PD Policy Manual

### *Evaluation of Employees*

---

#### **1001.8 EVALUATION DISTRIBUTION**

The original performance evaluation shall be maintained in the employee's personnel file in the office of the Chief of Police for the tenure of the employee's employment. A copy will be given to the employee and a copy will be forwarded to the City of Kirkland's Department of Human Resources.

The City of Kirkland's Department of Human Resources shall retain a copy of all performance evaluations for a minimum period of 10 years following the termination of employee status with the Kirkland Police Department.

#### **1001.9 REMEDIAL TRAINING**

When an employee fails to perform a job function at the level prescribed in this policy manual, remedial training may be necessary to ensure that employee has the knowledge and skills necessary to perform at an acceptable level.

Whenever an employee receives an evaluation rating of needs improvement or unacceptable, or is receiving discipline for a performance deficiency, the supervisor should consider whether remedial training would be appropriate to assist the employee in improving their performance.

- (a) If remedial training is deemed to be appropriate, the supervisor shall document the following items in a Performance Improvement Plan (PIP):
  1. The remedial training being provided.
  2. The time line for providing the training.
  3. The time line for evaluating the employee's subsequent performance.
  4. The consequences if the employee fails to perform.
  5. The desired outcome if the remediation is successful.
- (b) Prior to implementing the remedial training, the supervisor should work in a collaborative manner with the employee to design the most effective PIP.
- (c) All PIP's shall be forwarded through the appropriate chain of command to the Chief of Police. The Chief of Police, or their designee, shall sign off on all PIP's prior to implementation.
- (d) The remedial training process is for use with all employees. It is not limited to use with probationary employees.



## Special Assignments and Promotions

### 1002.1 PURPOSE AND SCOPE

The purpose of this policy is to establish guidelines for promotions and for making special assignments within the Kirkland Police Department.

### 1002.2 POLICY

The Kirkland Police Department determines assignments and promotions in a nondiscriminatory manner based upon job-related factors and candidate skills and qualifications. Assignments and promotions are made by the Chief of Police.

### 1002.3 EVALUATION CRITERIA

The following considerations will be used in evaluating employees for promotion or transfer to a specialty or temporary assignment:

- (a) Present a professional, neat appearance.
- (b) Maintains a physical condition that aids in his/her performance.
- (c) Expresses an interest in the assignment.
- (d) Demonstrate the following traits:
  - 1. Emotional stability and maturity
  - 2. Stress tolerance.
  - 3. Sound judgment and decision making
  - 4. Personal integrity and ethical conduct
  - 5. Leadership
  - 6. Initiative
  - 7. Adaptability and flexibility
  - 8. Ability to conform to organizational goals and objectives in a positive manner.

### 1002.4 SPECIAL ASSIGNMENT POSITIONS

The following positions are considered transfers and are not considered promotions:

- (a) Special Assignments:
  - (a) Detective
  - (b) K9 Officer
  - (c) Traffic Officer
  - (d) ProAct Officer
  - (e) Training Officer
  - (f) Police Training/Field Training Officer (PTO/FTO)
  - (g) Neighborhood Resource Officer

# Kirkland Police Department

## Kirkland PD Policy Manual

### *Special Assignments and Promotions*

---

- (h) School Resource Officer

#### 1002.4.1 DESIRABLE QUALIFICATIONS

The following qualifications apply to consideration for transfer to a specialty or temporary position:

- (a) Off probation.
- (b) Necessary experience (as applicable):
  1. Two years experience as a fully commissioned police officer.
  2. Two years experience as a corrections officer.
- (c) Has shown an expressed interest in the position applied for.
- (d) Education, training and demonstrated abilities in related areas such as enforcement activities, investigative techniques, report writing, public relations, etc.
- (e) Complete any training required by CJTC or law.
- (f) Any other qualifications as listed in the announcement for the specialty or temporary position opening.

#### 1002.4.2 SELECTION PROCESS

The selection process for special assignments will be in accordance to all applicable Collective Bargaining Agreements and may include the following criteria:

- (a) Administrative evaluation as determined by the Chief of Police. This may include any or all of the following:
  1. A review of the employee's current supervisor's recommendations and assessment.
  2. A resume.
  3. A written and/or oral examination.
  4. A practical exercise.
  5. A review of the employee's past work performance.
  6. Other criteria deemed applicable to the specific job requirements.

#### 1002.5 PROMOTIONAL REQUIREMENTS

The City of Kirkland Human Resources Department is responsible for coordinating and administering the testing of candidates in the promotion process. The Chief of Police will provide input on the various stages of the promotional process in accordance with Washington State civil service law and applicable CBA's. This input will include providing resource material if a written test is given.

The Chief of Police retains the rule of three for all candidates for promotion.

Promotion within the Kirkland Police Department is governed by the Kirkland Civil Service Commission for commissioned personnel, and in all cases, the respective Collective Bargaining Agreements.

# Kirkland Police Department

## Kirkland PD Policy Manual

### *Special Assignments and Promotions*

---

Administration of written tests and evaluating the promotional potential of candidates is governed by the Kirkland Civil Service Commission for commissioned personnel, and in all cases, the respective Collective Bargaining Agreements.

If an Assessment Center is utilized, the Assessment Center is a comprehensive, standardized program in which participants are systematically observed over one or two days and evaluated for promotional purposes. The Administrative Commander will identify an assessment center provider which is subject to review by the Chief of Police.

All elements used to evaluate candidates in the promotional process will be job related and nondiscriminatory, to ensure that candidates are evaluated by a promotion process that measures traits and characteristics that are a significant part of the job.

#### 1002.5.1 TIME-IN-GRADE REQUIREMENTS FOR PROMOTION

##### Time-in-grade for Promotions: Commissioned

- (a) Time-in-grade for promotion to Corporal is three years full time police experience as a commissioned police officer with two years of service with the Kirkland Police Department.
- (b) Time-in-grade for promotion to Sergeant is five years full time police experience as a commissioned police officer with four years of service with the Kirkland Police Department.
- (c) Time-in-grade for promotion to Lieutenant will be two years as a Sergeant with the Kirkland Police Department.
- (d) Time-in-grade for promotion to Deputy Chief will be two years as a Lieutenant with the Kirkland Police Department or equivalent if from an outside agency.

##### Time-in-grade for Promotion: Non-commissioned

- (a) Time-in-grade for promotion to Police Support Associate Supervisor is two years experience.
- (b) Time-in-grade for Corrections Corporal is three years full time experience as correctional officer with two years of service with the Kirkland Police Department.
- (c) Time-in-grade for Corrections Sergeant: Internal: Three years full time experience as correctional officer with two years of service with the Kirkland Police Department. External: Associates Degree with major course work in criminal justice management, or related fields, and five years of progressively responsible corrections center experience or seven years of on-the-job experience in corrections.
- (d) Time-in-grade for Jail Manager, rank of Lieutenant, is five years of progressively responsible corrections center experience or 7 years of on the job experience.
- (e) Time-in-grade for promotion to Police Administrative Supervisor is five years total without a Bachelor's degree; with at least three years in a lead, supervisory or management capacity, or three years public finance experience in budgeting or accounting, preferably in a local government setting. There is no time-in-grade requirement for persons with a Bachelor's degree in Public or Business Administration.

# Grievance Procedure

## 1003.1 PURPOSE AND SCOPE

It is the policy of this department that all grievances be handled quickly and fairly without discrimination against employees who file a grievance whether or not there is a basis for the grievance. Our Department's philosophy is to promote a free verbal communication between employees and supervisors.

### 1003.1.1 GRIEVANCE DEFINED

**Grievance** - Is any dispute involving the interpretation or application of any of the following documents by the person affected:

- The employee bargaining agreement (Memorandum of Understanding).
- This Policy Manual.
- City rules and regulations covering personnel practices or working conditions.

Grievances may be brought by an individual affected employee or by a group representative.

Specifically outside the category of grievance are complaints related to allegations of discrimination or harassment subject to the Discriminatory Harassment Policy. Also outside the category of grievances are personnel complaints regarding any allegation of misconduct or improper job performance against any department employee that, if true, would constitute a violation of department policy or federal, state, or local law set forth in the Personnel Complaints Policy.

## 1003.2 PROCEDURE

The department's grievance process is outlined in the employee's current collective bargaining agreement and the City of Kirkland's administrative policy (Chapter 4-20) and will be the procedures that are followed.

## 1003.3 EMPLOYEE REPRESENTATION

Employees are entitled to have representation during the grievance process. The representative may be selected by the employee from the appropriate employee bargaining group.

## 1003.4 GRIEVANCE RECORDS

At the conclusion of the grievance process, all documents pertaining to the process shall be forwarded to the Investigations Lieutenant for inclusion into a secure file for all written grievances.

## 1003.5 GRIEVANCE AUDITS

The Investigations Lieutenant shall perform an annual audit of all grievances filed the previous calendar year to evaluate whether or not any policy/procedure changes or training may be appropriate to avoid future filings of grievances. The Investigations Lieutenant shall record these findings in a confidential and generic memorandum to the Chief of Police without including any identifying information from any individual grievance. If the audit identifies any recommended

# Kirkland Police Department

## Kirkland PD Policy Manual

### *Grievance Procedure*

---

changes or content that may warrant a critical revision to this policy manual, the Investigations Lieutenant should promptly notify the Chief of Police.

## Anti-Retaliation

### 1004.1 PURPOSE AND SCOPE

This policy prohibits retaliation against members who identify workplace issues, such as fraud, waste, abuse of authority, gross mismanagement or any inappropriate conduct or practices, including violations that may pose a threat to the health, safety or well-being of members.

This policy does not prohibit actions taken for nondiscriminatory or non-retaliatory reasons, such as discipline for cause.

These guidelines are intended to supplement and not limit members' access to other applicable remedies. Nothing in this policy shall diminish the rights or remedies of a member pursuant to any applicable federal law, provision of the U.S. Constitution, law, ordinance, or collective bargaining agreement or memorandum of understanding.

### 1004.2 POLICY

The Kirkland Police Department has a zero tolerance for retaliation and is committed to taking reasonable steps to protect from retaliation members who, in good faith, engage in permitted behavior or who report or participate in the reporting or investigation of workplace issues. All complaints of retaliation will be taken seriously and will be promptly and appropriately investigated.

This policy is in support of City of Kirkland Resolution #R-3776.

See attachment: City Administrative Policy 4-43 Reporting Improper Governmental Actions.pdf (revised November 7, 2016)

### 1004.3 RETALIATION PROHIBITED

No member may retaliate against any person for engaging in lawful or otherwise permitted behavior; for opposing a practice believed to be unlawful, unethical, discriminatory or retaliatory; for reporting or making a complaint under this policy; or for participating in any investigation related to a complaint under this or any other policy.

Retaliation includes any adverse action or conduct, including but not limited to:

- Refusing to hire or denying a promotion.
- Extending the probationary period.
- Unjustified reassignment of duties or change of work schedule.
- Real or implied threats or other forms of intimidation to dissuade the reporting of wrongdoing or filing of a complaint, or as a consequence of having reported or participated in protected activity.
- Taking unwarranted disciplinary action.
- Spreading rumors about the person filing the complaint or about the alleged wrongdoing.

# Kirkland Police Department

## Kirkland PD Policy Manual

### *Anti-Retaliation*

---

- Shunning or unreasonably avoiding a person because he/she has engaged in protected activity.

#### 1004.3.1 RETALIATION PROHIBITED FOR INTERVENING OR REPORTING

No member may retaliate in any way against any person for intervening in good faith to end or prevent excessive use of force by another law enforcement officer or for reporting in good faith any wrongdoing by another law enforcement officer. Wrongdoing means conduct that is contrary to law or policies of this department (Chapter 321 § 1,2021 Laws).

#### 1004.4 COMPLAINTS OF RETALIATION

Any member who feels he/she has been retaliated against in violation of this policy should promptly report the matter to any supervisor, command staff member, Chief of Police or the Human Resource Director.

Members shall act in good faith, not engage in unwarranted reporting of trivial or minor deviations or transgressions, and make reasonable efforts to verify facts before making any complaint in order to avoid baseless allegations. Members shall not report or state an intention to report information or an allegation knowing it to be false, with willful or reckless disregard for the truth or falsity of the information or otherwise act in bad faith.

Investigations are generally more effective when the identity of the reporting member is known, thereby allowing investigators to obtain additional information from the reporting member. However, complaints may be made anonymously. All reasonable efforts shall be made to protect the reporting member's identity. However, confidential information may be disclosed to the extent required by law or to the degree necessary to conduct an adequate investigation and make a determination regarding a complaint. In some situations, the investigative process may not be complete unless the source of the information and a statement by the member is part of the investigative process.

#### 1004.5 SUPERVISOR RESPONSIBILITIES

Supervisors are expected to remain familiar with this policy and ensure that members under their command are aware of its provisions.

The responsibilities of supervisors include, but are not limited to:

- (a) Ensuring complaints of retaliation are investigated as provided in the Personnel Complaints Policy.
- (b) Receiving all complaints in a fair and impartial manner.
- (c) Documenting the complaint and any steps taken to resolve the problem.
- (d) Acknowledging receipt of the complaint, notifying the Chief of Police via the chain of command and explaining to the member how the complaint will be handled.
- (e) Taking appropriate and reasonable steps to mitigate any further violations of this policy.

# Kirkland Police Department

## Kirkland PD Policy Manual

### *Anti-Retaliation*

---

- (f) Monitoring the work environment to ensure that any member making a complaint is not subjected to further retaliation.
- (g) Periodic follow-up with the complainant to ensure that retaliation is not continuing.
- (h) Not interfering with or denying the right of a member to make any complaint.
- (i) Taking reasonable steps to accommodate requests for assignment or schedule changes made by a member who may be the target of retaliation if it would likely mitigate the potential for further violations of this policy.

#### **1004.6 COMMAND STAFF RESPONSIBILITIES**

The Chief of Police should communicate to all supervisors the prohibition against retaliation.

Command staff shall treat all complaints as serious matters and shall ensure that prompt actions take place, including but not limited to:

- (a) Communicating to all members the prohibition against retaliation.
- (b) The timely review of complaint investigations.
- (c) Remediation of any inappropriate conduct or condition and instituting measures to eliminate or minimize the likelihood of recurrence.
- (d) The timely communication of the outcome to the complainant.

#### **1004.7 WHISTLE-BLOWING**

Washington law protects employees who make good faith reports of improper government actions. Improper government actions include violations of Washington law or policies of this department, abuse of authority, gross waste of funds, and substantial and specific danger to the public health or safety (RCW 42.40.010 et seq.; RCW 49.60.210; RCW 42.41.010 et seq.).

Members who believe they have been the subject of retaliation for engaging in such protected behaviors should promptly report it to a supervisor. Supervisors should refer the complaint to the Investigations Lieutenant for investigation pursuant to the Personnel Complaints Policy.

##### **1004.7.1 DISPLAY OF REPORTING PROCEDURES**

The Department shall display the City policy to employees regarding their rights and the procedures for reporting information of an alleged improper government action. A copy of the policy shall be made available to employees upon request (RCW 42.41.030).

#### **1004.8 RECORDS RETENTION AND RELEASE**

The Investigations Lieutenant shall ensure that documentation of investigations is maintained in accordance with the established records retention schedules.

#### **1004.9 TRAINING**

The policy should be reviewed with each new member.

All members should receive periodic refresher training on the requirements of this policy.



# Reporting of Arrests, Convictions, and Court Orders

## 1005.1 PURPOSE AND SCOPE

The purpose of this policy is to describe the notification requirements and procedures that members must follow when certain arrests, convictions, and court orders restrict their ability to perform the official duties and responsibilities of the Kirkland Police Department. This policy will also describe the notification requirements and procedures that certain retired officers must follow when an arrest, conviction, or court order disqualifies them from possessing a firearm (RCW 43.101.135).

## 1005.2 POLICY

The Kirkland Police Department requires disclosure of member arrests, convictions, and certain court orders to maintain the high standards, ethics, and integrity in its workforce, and to ensure compatibility with the duties and responsibilities of the Department

## 1005.3 DOMESTIC VIOLENCE CONVICTIONS AND RESTRAINING ORDERS

Washington and federal law prohibit individuals convicted of certain offenses and individuals subject to certain court orders from lawfully possessing a firearm. Such convictions and court orders often involve allegations of the use or attempted use of force or threatened use of a weapon on any individual in a domestic relationship (e.g., spouse, cohabitant, parent, child) (18 USC § 922; RCW 9.41.040; RCW 9.41.801).

All members and retired officers with identification cards issued by the Department are responsible for ensuring that they have not been disqualified from possessing a firearm by any such conviction or court order and shall promptly report any such conviction or court order to a supervisor, as provided in this policy.

## 1005.4 OTHER CRIMINAL CONVICTIONS AND COURT ORDERS

Washington law prohibits the possession of a firearm under the provisions of RCW 9.41.040 (unlawful possession of firearms).

While legal restrictions may or may not be imposed by statute or by the courts upon conviction of any criminal offense, criminal conduct by members of this department may be inherently in conflict with law enforcement duties and the public trust, and shall be reported as provided in this policy.

## 1005.5 REPORTING

All members of this department and all retired officers with an identification card issued by the Department shall immediately notify their immediate supervisor (or the Chief of Police in the case of retired officers) in writing of any past or current criminal detention, arrest, charge, plea, or conviction in any state or foreign country, regardless of whether the matter was dropped or rejected, is currently pending or is on appeal, and regardless of the penalty or sentence, if any.

# Kirkland Police Department

## Kirkland PD Policy Manual

### *Reporting of Arrests, Convictions, and Court Orders*

---

All members and all retired officers with an identification card issued by the Department shall immediately notify their supervisors (retired officers should immediately notify the Shift Sergeant or the Chief of Police) in writing if they become the subject of a domestic violence-related order or any court order that prevents the member or retired officer from possessing a firearm or requires suspension or revocation of applicable Criminal Justice Training Commission (CJTC) certification.

Any member whose criminal arrest, conviction, or court order restricts or prohibits that member from fully and properly performing his/her duties, including carrying a firearm or that otherwise violates the standards of conduct, may be disciplined. This includes but is not limited to being placed on administrative leave, reassignment, and/or termination. Any effort to remove such disqualification or restriction shall remain entirely the responsibility of the member, on his/her own time and at his/her own expense.

Any member failing to provide prompt written notice pursuant to this policy shall be subject to discipline, up to and including termination.

Retired officers may have their identification cards rescinded or modified, as may be appropriate (see the Retiree Concealed Firearms Policy).

#### 1005.5.1 NOTIFICATION TO CRIMINAL JUSTICE TRAINING COMMISSION

The Professional Standards Deputy Chief shall ensure that notification has been made to CJTC within 15 days of learning that an officer has been charged with a crime (RCW 43.101.135).

## Drug- and Alcohol-Free Workplace

### 1006.1 PURPOSE AND SCOPE

The purpose of this policy is to establish clear and uniform guidelines regarding drugs and alcohol in the workplace (41 USC § 8103).

### 1006.2 POLICY

It is the policy of this department to provide a drug- and alcohol-free workplace for all members.

### 1006.3 GENERAL GUIDELINES

Alcohol and drug use in the workplace or on department time can endanger the health and safety of department members and the public.

Members who have consumed an amount of an alcoholic beverage or taken any medication, or combination thereof, that would tend to adversely affect their mental or physical abilities shall not report for duty. Affected members shall notify the Shift Sergeant or appropriate supervisor as soon as the member is aware that the member will not be able to report to work. If the member is unable to make the notification, every effort should be made to have a representative contact the supervisor in a timely manner. If the member is adversely affected while on-duty, the member shall be immediately removed and released from work (see the Work Restrictions section in this policy).

#### 1006.3.1 USE OF MEDICATIONS

Members should avoid taking any medications that will impair their ability to safely and completely perform their duties. Any member who is medically required or has a need to take any such medication shall report that need to his/her immediate supervisor prior to commencing any on-duty status.

No member shall be permitted to work or drive a vehicle owned or leased by the Department while taking any medication that has the potential to impair his/her abilities, without a written release from his/her physician.

Possession of medical marijuana or being under the influence of marijuana on- or off-duty is prohibited and may lead to disciplinary action (RCW 69.51A.060).

### 1006.4 MEMBER RESPONSIBILITIES

Members shall report for work in an appropriate mental and physical condition. Members are prohibited from purchasing, manufacturing, distributing, dispensing, possessing or using controlled substances or alcohol on department premises or on department time (41 USC § 8103). The lawful possession or use of prescribed medications or over-the-counter remedies is excluded from this prohibition.

Members who are authorized to consume alcohol as part of a special assignment shall not do so to the extent of impairing on-duty performance.

# Kirkland Police Department

## Kirkland PD Policy Manual

### *Drug- and Alcohol-Free Workplace*

---

Members shall notify a supervisor immediately if they observe behavior or other evidence that they believe demonstrates that a fellow member poses a risk to the health and safety of the member or others due to drug or alcohol use.

Members are required to notify their immediate supervisors of any criminal drug statute conviction for a violation occurring in the workplace no later than five days after such conviction (41 USC § 8103).

#### **1006.5 EMPLOYEE ASSISTANCE PROGRAM**

There may be available a voluntary employee assistance program to assist those who wish to seek help for alcohol and drug problems (41 USC § 8103). Insurance coverage that provides treatment for drug and alcohol abuse also may be available. Employees should contact the Department of Human Resources, their insurance providers or the employee assistance program for additional information. It is the responsibility of each employee to seek assistance before alcohol or drug problems lead to performance problems.

#### **1006.6 WORK RESTRICTIONS**

The City shall not require an employee to undergo a drug and/or alcohol test unless there is reasonable suspicion to indicate the employee is under the influence of a substance which causes the employee to pose a hazard to the safety of the employee, the public, or other employees.

- (a) When the employee is found to be exhibiting objective symptoms of intoxication or drug influence while on duty in accordance with Appendix "B" of the current collective bargaining agreement; Substance Abuse Policy.
- (b) The use of compelled testing results shall be restricted to the internal administrative investigation.

If the supervisor reasonably believes that a member is impaired by the consumption of alcohol or other drugs, the supervisor shall prevent the member from continuing work and follow the procedures for alcohol and/or drug testing and treatment for employees as covered in the City of Kirkland Administrative Policy - Chapter 4, Policy 4-28 and Appendix B of the current Collective Bargaining Agreement.

#### **1006.7 REQUESTING SCREENING TESTS**

A supervisor may request an employee to submit to a screening test as outlined in City of Kirkland Administrative Policy - Chapter 4, Policy 4-28 and Appendix B of the current Collective Bargaining Agreement.

##### **1006.7.1 SCREENING TEST REFUSAL**

An employee may be subject to disciplinary action if he/she refuses to submit to a screening test as outlined in the City of Kirkland Administrative Policy- Chapter 4, Policy 4-28 and in Appendix B of the current Collective Bargaining Agreement.

# Kirkland Police Department

## Kirkland PD Policy Manual

### *Drug- and Alcohol-Free Workplace*

---

#### **1006.8 COMPLIANCE WITH THE DRUG-FREE WORKPLACE ACT**

No later than 30 days following notice of any drug statute conviction for a violation occurring in the workplace involving a member, the Department will take appropriate disciplinary action, up to and including dismissal, and/or requiring the member to satisfactorily participate in a drug abuse assistance or rehabilitation program (41 USC § 8104).

#### **1006.9 CONFIDENTIALITY**

The Department recognizes the confidentiality and privacy due to its members. Disclosure of any information relating to substance abuse treatment, except on a need-to-know basis, shall only be with the express written consent of the member involved or pursuant to lawful process.

The written results of any screening tests and all documents generated by the employee assistance program are considered confidential medical records and shall be maintained in the member's confidential medical file in accordance with the Personnel Records Policy.

## Sick Leave

### 1007.1 PURPOSE AND SCOPE

This policy provides general guidance regarding the use and processing of sick leave. The accrual and terms of use of sick leave for eligible employees are detailed in the City personnel manual or applicable labor agreement.

This policy is not intended to cover all types of sick or other leaves. For example, employees may be entitled to additional paid or unpaid leave for certain family and medical reasons as provided for in the Family and Medical Leave Act (FMLA) or the Washington Paid Family and Medical Leave program (PFML) (29 USC § 2601 et seq.; RCW 50A.05.005 et seq.).

### 1007.2 POLICY

It is the policy of the Kirkland Police Department to provide eligible employees with a sick leave benefit.

### 1007.3 USE OF SICK LEAVE

Sick leave is intended to be used for qualified absences (RCW 49.46.210). Sick leave is not considered vacation. Abuse of sick leave may result in discipline, denial of sick leave benefits, or both (WAC 296-128-750).

Employees on sick leave shall not engage in other employment or self-employment or participate in any sport, hobby, recreational activity, or other activity that may impede recovery from the injury or illness (see the Outside Employment Policy).

Qualified appointments should be scheduled during a member's non-working hours when it is reasonable to do so.

#### 1007.3.1 NOTIFICATION

All members should notify the Shift Sergeant or appropriate supervisor as soon as they are aware that they will not be able to report to work and within one hour before the start of their scheduled shifts, unless it is not practicable to do so. If it is impracticable and a member is unable to contact the supervisor, every effort should be made to have a representative for the member contact the supervisor (WAC 296-128-650).

When the necessity to be absent from work is foreseeable, such as planned medical appointments or treatments, the member shall, whenever possible and practicable, provide the Department with no less than 10 days' notice of the impending absence (WAC 296-128-650).

Upon return to work, members are responsible for ensuring their time off was appropriately accounted for, and for completing and submitting the required documentation describing the type of time off used and the specific amount of time taken.

### 1007.4 EXTENDED ABSENCE

Members absent from duty for more than three consecutive days may be required to furnish verification supporting the need to be absent and/or the ability to return to work (RCW 49.46.210;

# Kirkland Police Department

## Kirkland PD Policy Manual

### *Sick Leave*

---

WAC 296-128-660). Members on an extended absence shall, if possible, contact their supervisors at specified intervals to provide an update on their absence and expected date of return.

#### **1007.5 SUPERVISOR RESPONSIBILITIES**

The responsibilities of supervisors include, but are not limited to:

- (a) Monitoring and regularly reviewing the attendance of those under their command to ensure that the use of sick leave and absences is consistent with this policy.
- (b) Attempting to determine whether an absence of four or more days may qualify as family medical leave and consulting with legal counsel or the Department of Human Resources as appropriate.
- (c) When appropriate, counseling members regarding inappropriate use of sick leave.
- (d) Referring eligible members to an available employee assistance program when appropriate.

#### **1007.6 DEPARTMENT OF HUMAN RESOURCES**

The Human Resources Director shall ensure:

- (a) Written or electronic notice is provided to each employee regarding applicable paid sick leave provisions as required by WAC 296-128-755.
- (b) This Sick Leave Policy is readily available to all employees.
- (c) Employee records are retained and preserved regarding paid sick leave information and data as required by WAC 296-128-010.

#### **1007.7 RETALIATION**

No employee shall be retaliated against for using qualifying sick leave (WAC 296-128-770).

# Communicable Diseases

## 1008.1 PURPOSE AND SCOPE

This policy provides general guidelines to assist in minimizing the risk of department members contracting and/or spreading communicable diseases.

### 1008.1.1 DEFINITIONS

Definitions related to this policy include:

**Communicable disease** - A human disease caused by microorganisms that are present in and transmissible through human blood, bodily fluid, tissue, or by breathing or coughing. These diseases commonly include, but are not limited to, hepatitis B virus (HBV), HIV and tuberculosis.

**Exposure** - When an eye, mouth, mucous membrane or non-intact skin comes into contact with blood or other potentially infectious materials, or when these substances are injected or infused under the skin; when an individual is exposed to a person who has a disease that can be passed through the air by talking, sneezing or coughing (e.g., tuberculosis), or the individual is in an area that was occupied by such a person. Exposure only includes those instances that occur due to a member's position at the Kirkland Police Department. (See the exposure control plan for further details to assist in identifying whether an exposure has occurred.)

## 1008.2 POLICY

The Kirkland Police Department is committed to providing a safe work environment for its members. Members should be aware that they are ultimately responsible for their own health and safety.

## 1008.3 EXPOSURE CONTROL OFFICER

The Training Sergeant will act as the Department's Exposure Control Officer (ECO). The ECO will work with the City's Safety/Risk Analyst to develop an exposure control plan that includes (WAC 296-823-100 et seq.):

- (a) Exposure-prevention and decontamination procedures.
- (b) Procedures for when and how to obtain medical attention in the event of an exposure or suspected exposure.
- (c) The provision that department members shall be provided with appropriate personal protective equipment (PPE), including latex gloves or equivalent, face masks, eye protection, protective shoe covers, and pocket masks for each member's position and risk of exposure.
- (d) Evaluation of persons in custody for any exposure risk and measures to separate them.
- (e) Compliance with all relevant laws or regulations related to communicable diseases, including:
  1. Bloodborne pathogen mandates including but not limited to (WAC 296-823-110 et seq.):



# Kirkland Police Department

## Kirkland PD Policy Manual

### *Communicable Diseases*

---

- (a) The identification of positions with the potential for exposure.
  - (b) Measures to eliminate or minimize occupational exposure and how members will be informed of those measures.
  - (c) A plan for the distribution and use of PPE related to communicable diseases.
  - (d) Directions for appropriate labeling of contaminated items.
  - (e) Rules regarding worksite maintenance.
  - (f) Rules regarding waste.
  - (g) Confidentiality requirements and medical protocols.
  - (h) Maintenance of training and medical records.
2. The Washington Industrial Safety and Health Act (RCW 49.17.010 et seq.; WAC 296-800-110 et seq.).
  3. Responding to requests and notifications regarding exposures covered under the Ryan White law (42 USC § 300ff-133; 42 USC § 300ff-136).

The ECO should, with the assistance of the City's Safety/Risk Analyst, annually review and update the exposure control plan and review implementation of the plan (WAC 296-823-11010).

#### 1008.3.1 BIO-HAZARD CLEANING SERVICES

The Kirkland Police Department contracts for cleaning services with local companies. These companies are available to respond to the Police Department 24 hours a day, 7 days a week and are generally available to respond within 2 hours.

Any supervisor may call a cleaning company out when needed for an emergent type bio-hazard clean up. The normal practice that should be followed is to isolate the area, vehicle, etc and alert the Exposure Control Officer (ECO) of the situation. The ECO will coordinate with the cleaning company during normal work hours.

These companies are available to clean up a wide variety of scenes, to include holding cells, police vehicles, as well as personal equipment, to include clothing.

It is this Department's preference to have bio-hazard scenes cleaned up by one of these professional companies, rather than have officers undertake the cleaning effort themselves.

#### **1008.4 EXPOSURE PREVENTION AND MITIGATION**

##### 1008.4.1 GENERAL PRECAUTIONS

All members are expected to use good judgment and follow training and procedures related to mitigating the risks associated with communicable disease. This includes, but is not limited to:

- (a) Stocking disposable gloves, antiseptic hand cleanser, CPR masks or other specialized equipment in the work area or department vehicles, as applicable.

# Kirkland Police Department

## Kirkland PD Policy Manual

### *Communicable Diseases*

---

- (b) Wearing department-approved disposable gloves when contact with blood, other potentially infectious materials, mucous membranes and non-intact skin can be reasonably anticipated.
- (c) Washing hands immediately or as soon as feasible after removal of gloves or other PPE.
- (d) Treating all human blood and bodily fluids/tissue as if it is known to be infectious for a communicable disease.
- (e) Using an appropriate barrier device when providing CPR.
- (f) Using a face mask or shield if it is reasonable to anticipate an exposure to an airborne transmissible disease.
- (g) Decontaminating non-disposable equipment (e.g., flashlight, control devices, clothing and portable radio) as soon as possible if the equipment is a potential source of exposure.
  - 1. Clothing that has been contaminated by blood or other potentially infectious materials shall be removed immediately or as soon as feasible and stored/decontaminated appropriately.
- (h) Handling all sharps and items that cut or puncture (e.g., needles, broken glass, razors, knives) cautiously and using puncture-resistant containers for their storage and/or transportation.
- (i) Avoiding eating, drinking, smoking, applying cosmetics or lip balm, or handling contact lenses where there is a reasonable likelihood of exposure.
- (j) Disposing of biohazardous waste appropriately or labeling biohazardous material properly when it is stored.

#### 1008.4.2 IMMUNIZATIONS

Members who could be exposed to HBV due to their positions may receive the HBV vaccine and any routine booster at no cost (WAC 296-823-130).

#### 1008.5 POST EXPOSURE

##### 1008.5.1 INITIAL POST-EXPOSURE STEPS

Members who experience an exposure or suspected exposure shall:

- (a) Begin decontamination procedures immediately (e.g., wash hands and any other skin with soap and water, flush mucous membranes with water).
- (b) Obtain medical attention as appropriate.
- (c) Notify a supervisor as soon as practicable.

##### 1008.5.2 REPORTING REQUIREMENTS

The supervisor on-duty shall investigate every exposure or suspected exposure that occurs as soon as possible following the incident. The supervisor shall ensure that the City's exposure packet is completed and that the following information is documented (WAC 296-823-16005):

# Kirkland Police Department

## Kirkland PD Policy Manual

### *Communicable Diseases*

---

- (a) Name and Social Security number of the member exposed
- (b) Date and time of the incident
- (c) Location of the incident
- (d) Potentially infectious materials involved and the source of exposure (e.g., identification of the person who may have been the source)
- (e) Work being done during exposure
- (f) How the incident occurred or was caused
- (g) PPE in use at the time of the incident
- (h) Actions taken post-event (e.g., clean-up, notifications)

The supervisor shall advise the member that disclosing the identity and/or infectious status of a source to the public or to anyone who is not involved in the follow-up process is prohibited. The supervisor should complete the incident documentation in conjunction with other reporting requirements that may apply (see the On-Duty Injuries Policy) and the City's exposure packet.

#### 1008.5.3 MEDICAL CONSULTATION, EVALUATION AND TREATMENT

Department members shall have the opportunity to have a confidential medical evaluation immediately after an exposure and follow-up evaluations as necessary (WAC 296-823-16005).

The City's Safety/Risk Analyst or the ECO should request a written opinion/evaluation from the treating medical professional that contains only the following information:

- (a) Whether the member has been informed of the results of the evaluation.
- (b) Whether the member has been notified of any medical conditions resulting from exposure to blood or other potentially infectious materials which require further evaluation or treatment.

No other information should be requested or accepted by the City's Safety/Risk Analyst or the ECO.

#### 1008.5.4 COUNSELING

The Department shall provide the member, and his/her family if necessary, the opportunity for counseling and consultation regarding the exposure (WAC 296-823-16005).

#### 1008.5.5 SOURCE TESTING

Testing a person for communicable diseases when that person was the source of an exposure should be done when it is desired by the exposed member or when it is otherwise appropriate. Source testing is the responsibility of the ECO (WAC 296-823-16010). If the ECO is unavailable to seek timely testing of the source, it is the responsibility of the exposed member's supervisor to ensure testing is sought.

Source testing may be achieved by:

- (a) Obtaining consent from the individual.

# Kirkland Police Department

## Kirkland PD Policy Manual

### *Communicable Diseases*

---

- (b) In the event that consent cannot be obtained, by contacting the local health authority who may pursue testing of the source individual for HIV or other communicable diseases (RCW 70.24.340; WAC 246-100-205).

Since there is the potential for overlap between the different manners in which source testing may occur, the ECO is responsible for coordinating the testing to prevent unnecessary or duplicate testing.

The ECO should seek the consent of the individual for testing and consult both the City's Safety/Risk Analyst and the City Attorney to discuss other options when no statute exists for compelling the source of an exposure to undergo testing if he/she refuses.

#### **1008.6 CONFIDENTIALITY OF REPORTS**

Medical information shall remain in confidential files and shall not be disclosed to anyone without the member's written consent (except as required by law). Test results from persons who may have been the source of an exposure are to be kept confidential as well.

#### **1008.7 TRAINING**

All members shall participate in training regarding communicable diseases commensurate with the requirements of their position. The training shall include the mandates provided in WAC 296-823-12005 et seq. and:

- (a) Shall be provided at the time of initial assignment to tasks where an occupational exposure may take place and at least annually after the initial training.
- (b) Shall be provided whenever the member is assigned new tasks or procedures affecting his/her potential exposure to communicable disease.
- (c) Shall provide guidance on what constitutes an exposure, what steps can be taken to avoid an exposure and what steps should be taken if a suspected exposure occurs.

## Smoking and Tobacco Use

### 1009.1 PURPOSE AND SCOPE

This policy establishes limitations on smoking and the use of tobacco products by members and others while on-duty or while in Kirkland Police Department facilities or vehicles.

For the purposes of this policy, smoking and tobacco use includes, but is not limited to, any tobacco product, such as cigarettes, cigars, pipe tobacco, snuff, tobacco pouches and chewing tobacco, as well as any device intended to simulate smoking, such as an electronic cigarette or personal vaporizer.

### 1009.2 POLICY

Employees may not smoke or chew tobacco while in contact with the public. No smoking is permitted in police facilities or police vehicles. Smoking is permitted at designated smoking areas in the immediate area outside the Police Department and Kirkland City Hall. Chewing tobacco is prohibited unless in a private work area where such practice is not objectionable. Objectionable activity shall be defined as noticeable chewing tobacco in the mouth, visible chew tobacco containers in uniforms and/or work areas, spitting and/or visible "chew cups".

Employees in uniform are also prohibited from smoking or using tobacco products while in public view.

### 1009.3 ADDITIONAL PROHIBITIONS

No person shall smoke tobacco products within 25 feet of a main entrance, exit or operable window of any building (RCW 70.160.075).

#### 1009.3.1 NOTICE

The Chief of Police or the authorized designee shall ensure that proper signage prohibiting smoking is conspicuously posted at each entrance to the department facilities (RCW 70.160.050).

## Personnel Complaints

### 1010.1 PURPOSE AND SCOPE

This policy provides guidelines for the reporting, investigation and disposition of complaints regarding the conduct of members of the Kirkland Police Department. This policy shall not apply to any questioning, counseling, instruction, informal verbal admonishment or other routine or unplanned contact of a member in the normal course of duty, by a supervisor or any other member, nor shall this policy apply to a criminal investigation.

### 1010.2 POLICY

The Kirkland Police Department takes seriously all complaints regarding the service provided by the Department and the conduct of its members.

The Department will accept and address all complaints of misconduct in accordance with this policy and applicable federal, state and local law, municipal and county rules and the requirements of any memorandum of understanding or collective bargaining agreements.

It is also the policy of this department to ensure that the community can report misconduct without concern for reprisal or retaliation.

### 1010.3 PERSONNEL COMPLAINTS

Personnel complaints include any allegation of misconduct or improper job performance that, if true, would constitute a violation of department policy or of federal, state or local law, policy or rule. Personnel complaints may be generated internally or by the public.

Inquiries about conduct or performance that, if true, would not violate department policy or federal, state or local law, policy or rule may be handled informally by a supervisor and shall not be considered a personnel complaint. Such inquiries generally include clarification regarding policy, procedures or the response to specific incidents by the Department.

#### 1010.3.1 COMPLAINT CLASSIFICATIONS

Personnel complaints shall be classified in one of the following categories:

**Minor Complaints** - A matter in which the complaining party alleges minor violations of department policy related to job performance, competence, or safety and the complainant is satisfied that appropriate action has been taken by a department supervisor of rank greater than the accused employee.

Minor complaints will be documented in the department's electronic tracking system and the responsible supervisor shall include the appropriate complaint disposition in their narrative, as well as any proposed supervisory actions. The completed minor complaint will be forwarded, in the electronic tracking system, through the chain of command to the appropriate Section Lieutenant for review and finding.

**Serious Complaints** - A matter in which the complaining party alleges serious violations of department policy or law; or which a department supervisor determines that further action

# Kirkland Police Department

## Kirkland PD Policy Manual

### *Personnel Complaints*

---

is warranted. Types of serious violations which may require further action or an internal administrative investigation include but are not limited to allegations of; a crime, excessive force, improper/unlawful arrest, improper/unlawful entry, improper/unlawful searches, harassment, unbecoming conduct, insubordination, drunkenness on duty, and dereliction of duty.

Serious complaints shall be documented by the supervisor in the department's electronic tracking system with all accompanying information and the supervisor's narrative. The completed serious complaint will be forwarded, in the electronic tracking system, through the chain of command to the appropriate Section Lieutenant. The Section Lieutenant will review the complaint and notify the Division Deputy Chief or Commander if they believe an internal investigation may be warranted.

#### 1010.3.2 SOURCES OF COMPLAINTS

The following applies to the source of complaints:

- (a) Individuals from the public may make complaints in any form, including in writing, by email, in person or by telephone.
- (b) Any department member becoming aware of alleged misconduct shall immediately notify a supervisor.
- (c) Supervisors shall initiate a complaint based upon observed misconduct or receipt from any source alleging misconduct that, if true, could result in disciplinary action.
- (d) Anonymous and third-party complaints should be accepted and investigated to the extent that sufficient information is provided.
- (e) Tort claims and lawsuits may generate a personnel complaint.

#### 1010.4 AVAILABILITY AND ACCEPTANCE OF COMPLAINTS

##### 1010.4.1 COMPLAINT FORMS

Personnel complaint forms will be maintained in a clearly visible location in the public area of the police facility and be accessible through the department website. Forms may also be available at other City facilities.

Personnel complaint forms in languages other than English may also be provided, as determined necessary or practicable.

##### 1010.4.2 ACCEPTANCE

All complaints will be courteously accepted by any department member and promptly given to the appropriate supervisor. Although written complaints are preferred, a complaint may also be filed orally, either in person or by telephone. Such complaints will be directed to a supervisor. If a supervisor is not immediately available to take an oral complaint, the receiving member shall obtain contact information sufficient for the supervisor to contact the complainant. The supervisor, upon contact with the complainant, shall complete and submit an entry into the Department's electronic tracking system as appropriate.

Although not required, complainants should be encouraged to file complaints in person so that proper identification, signatures, photographs or physical evidence may be obtained as necessary.

# Kirkland Police Department

## Kirkland PD Policy Manual

### *Personnel Complaints*

---

#### **1010.5 DOCUMENTATION**

Supervisors shall ensure that all complaints are documented in the Department's electronic tracking system, which records and tracks complaints. The entry shall include the nature of the complaint and the actions taken to address the complaint.

Complaints which are received on a personnel complaint form, written by the complainant, will be entered into the electronic reporting system by the supervisor and the original personnel complaint form will be scanned into the system as an attachment.

#### **1010.6 INVESTIGATIONS**

Allegations of misconduct will be investigated as follows.

##### **1010.6.1 SUPERVISOR RESPONSIBILITIES**

In general, the primary responsibility for the investigation of a personnel complaint shall rest with the member's immediate supervisor, unless the supervisor is the complainant, or the supervisor is the ultimate decision-maker regarding disciplinary action or has any personal involvement regarding the alleged misconduct. The Chief of Police, or the authorized designee, may direct that another supervisor investigate any complaint.

A supervisor who becomes aware of alleged misconduct shall take reasonable steps to prevent aggravation of the situation.

The responsibilities of supervisors include, but are not limited to:

- (a) Upon receiving a serious complaint involving allegations of a potentially serious nature, the supervisor shall ensure that a command level officer, in the accused officer's chain of command, is notified as soon as practicable.
- (b) A supervisor receiving or initiating any minor complaint shall ensure that an entry into the department's electronic tracking system has been completed as fully as possible. The original complaint form will be scanned and attached to the tracking system entry. The supervisor shall include the appropriate complaint disposition in their narrative, as well as any proposed supervisory actions. The completed minor complaint will be forwarded, in the electronic tracking system, through the chain of command to the appropriate Section Lieutenant for review of the supervisors finding and disposition. In all incidents that constitute an minor complaint, the supervisor shall notify the complainant of the disposition of their complaint after a review has been completed by the Section Lieutenant.
- (c) A supervisor receiving or initiating any serious complaint shall ensure that an entry into the department's electronic tracking system has been completed as fully as possible. The original complaint form will be scanned and attached to the tracking system entry. The entry shall then be directed to the appropriate Section Lieutenant of the accused employee, via the chain of command, who will either take the appropriate action or forward the complaint to their Division Deputy Chief or Commander with a request for further investigation by the Investigations Lieutenant.
  - (a) In circumstances where the integrity of the investigation could be jeopardized by reducing the complaint to writing or where the confidentiality of a complainant



# Kirkland Police Department

## Kirkland PD Policy Manual

### *Personnel Complaints*

---

is at issue, a supervisor shall orally report the matter to the member's Division Deputy Chief or Commander or the Chief of Police, who will initiate appropriate action.

- (d) Responding to all complaints in a courteous and professional manner.
- (e) Resolving those personnel complaints that can be resolved immediately.
  - 1. Follow-up contact with the complainant should be made within 24 hours of the Department receiving the complaint.
  - 2. If the matter is resolved and no further action is required, the supervisor will note the resolution in the electronic tracking system and forward the form to their immediate supervisor.
- (f) Promptly contacting the Chief of Police for direction regarding their roles in addressing a complaint that relates to sexual, racial, ethnic or other forms of prohibited harassment or discrimination.
- (g) Forwarding unresolved personnel complaints to their Section Lieutenant, who will determine whether to contact the complainant or assign the complaint for investigation.
- (h) Informing the complainant of the investigator's name and the complaint number within three days after assignment.
- (i) Investigating a complaint as follows:
  - (a) Making reasonable efforts to obtain names, addresses and telephone numbers of witnesses.
  - (b) When appropriate, ensuring immediate medical attention is provided and photographs of alleged injuries and accessible uninjured areas are taken.
- (j) Ensuring that the procedural rights of the accused member are followed.
- (k) Ensuring interviews of the complainant are generally conducted during reasonable hours.

#### 1010.6.2 INTERNAL ADMINISTRATIVE INVESTIGATION PROCEDURES

On all internal administrative investigations, the following procedures shall be followed with regard to the accused employee(s):

- (a) Internal administrative investigations must be authorized by the Chief of Police.
- (b) For all non-criminal internal administrative investigations, employees shall be informed in writing of the nature of the investigation, the right to request Guild representation and whether they are a witness or a subject of the investigation before any interview of the employee commences. In investigations other than criminal, this will include the name, address, and other information necessary to reasonably apprise them of the allegations of such complaint. (See CBA 7.7 Bill of Rights.)
- (c) An employee who is identified as a subject of the investigation shall be advised in writing a minimum of forty eight (48) hours prior to the time of the interview, if the interviewer either knows or reasonably should know that the questioning concerns a matter that could lead to criminal charges or misconduct that could be grounds for

# Kirkland Police Department

## Kirkland PD Policy Manual

### *Personnel Complaints*

---

termination. Employees who are given a forty eight (48) hour notification may waive that delay by signing a waiver form, provided that the employee either has Guild representation or waives the right to such representation in writing.

- (d) Interviews of an accused employee shall be conducted during reasonable hours and preferably when the employee is on-duty. If the employee is off-duty, he/she shall be compensated.
- (e) Unless waived by the employee, interviews of an accused employee shall be at the Kirkland Police Department or other reasonable and appropriate place.
- (f) No more than two interviewers should ask questions of an accused employee.
- (g) Prior to any interview, an employee should be informed of the nature of the investigation.
- (h) All interviews should be for a reasonable period and the employee's personal needs should be accommodated.
- (i) No employee should be subjected to offensive or threatening language, nor shall any promises, rewards or other inducements be used to obtain answers. Any employee refusing to answer questions directly related to the investigation may be ordered to answer questions administratively and may be subject to discipline for failing to do so.
- (j) An employee should be given an order to answer questions in an administrative investigation that might incriminate the member in a criminal matter only after the member has been given a *Garrity* advisement as authorized by the Chief of Police. Administrative investigators should consider the impact that compelling a statement from the employee may have on any related criminal investigation and should take reasonable steps to avoid creating any foreseeable conflicts between the two related investigations. This may include conferring with the person in charge of the criminal investigation (e.g. discussion of processes, timing, implications). No information or evidence administratively coerced from an employee may be provided to anyone involved in conducting the criminal investigation or to any prosecutor
- (k) The interviewer should record all interviews of employees and witnesses. The employee may also record the interview. If the employee has been previously interviewed, a copy of that recorded interview shall be provided to the employee prior to any subsequent interview.
- (l) All employees subjected to interviews that could result in discipline have the right to have an uninvolved representative present during the interview. However, in order to maintain the integrity of each individual's statement, involved employees shall not consult or meet with a representative or attorney collectively or in groups prior to being interviewed.
- (m) All employees shall provide complete and truthful responses to questions posed during interviews.
- (n) No employee may be compelled to submit to a polygraph examination, nor shall any refusal to submit to such examination be mentioned in any investigation.

# Kirkland Police Department

## Kirkland PD Policy Manual

### *Personnel Complaints*

---

- (o) An employee covered by civil service shall be provided a written statement of all accusations with a duplicate statement filed with the civil service commission (RCW 41.12.090; RCW 41.14.120).

#### 1010.6.3 INVESTIGATION RESULTS FORMAT

Investigations of personnel complaints shall be detailed, complete and written as a departmental memorandum following the below format:

**Introduction** - Include the identity of the members, the identity of the assigned investigators, the initial date and source of the complaint.

**Synopsis** - Provide a brief summary of the facts giving rise to the investigation.

**Summary** - List the allegations separately, including applicable policy sections, with a brief summary of the evidence relevant to each allegation. A separate recommended finding should be provided for each allegation.

**Evidence** - Each allegation should be set forth with the details of the evidence applicable to each allegation provided, including comprehensive summaries of member and witness statements. Other evidence related to each allegation should also be detailed in this section.

**Conclusion** - A recommendation regarding further action or disposition should be provided.

**Exhibits** - A separate list of exhibits (e.g., recordings, photos, documents) should be attached to the report.

#### 1010.6.4 DISPOSITIONS

Each personnel complaint shall be classified with one of the following dispositions:

**Unfounded** - When the investigation discloses that the alleged acts did not occur or did not involve department members. Complaints that are determined to be frivolous will fall within the classification of unfounded.

**Exonerated** - When the investigation discloses that the alleged act occurred but that the act was justified, lawful and/or proper.

**Not sustained** - When the investigation discloses that there is insufficient evidence to sustain the complaint or fully exonerate the member.

**Sustained** - When the investigation discloses sufficient evidence to establish that the act occurred and that it constituted misconduct.

If an investigation discloses misconduct or improper job performance that was not alleged in the original complaint, the investigator shall take appropriate action with regard to any additional allegations.

#### 1010.6.5 COMPLETION OF INTERNAL ADMINISTRATIVE INVESTIGATIONS

Every investigator assigned to investigate an internal administrative investigation shall proceed with due diligence. Recognizing those factors such as witness availability and the complexity of

# Kirkland Police Department

## Kirkland PD Policy Manual

### *Personnel Complaints*

---

allegations will affect each case, every effort should be made to complete the investigation within 45 days of being assigned an investigation.

In cases where extenuating circumstances exist, the time limit may be extended by the Chief of Police. In these instances, the assigned investigator shall notify the affected employee in writing of the extension.

If either party is charged with a criminal offense associated with an investigation, then the investigation may be suspended until the completion of the criminal trial.

Upon completion, the report should be forwarded through the Professional Standards Division chain of command to the Chief of Police.

#### **1010.6.6 NOTICE TO COMPLAINANT OF INVESTIGATION STATUS**

The member conducting the investigation should provide the complainant with periodic updates on the status of the investigation, as appropriate.

#### **1010.7 ADMINISTRATIVE SEARCHES**

Employees shall have no expectation of privacy when using telephones, computers, radios or other communications provided by the Department.

Assigned lockers and storage spaces may only be administratively searched in the employee's presence, with the employee's consent, with a valid search warrant or where the employee has been given reasonable notice that the search will take place.

All other departmentally assigned areas (e.g., desks, office space, assigned vehicles) may be administratively searched by a supervisor, in the presence of an uninvolved witness, for non-investigative purposes. (e.g., obtaining a needed report or radio). An investigative search of such areas shall only be conducted upon a reasonable suspicion that official misconduct is involved.

#### **1010.8 ADMINISTRATIVE LEAVE**

When a complaint of misconduct is of a serious nature, or when circumstances indicate that allowing the accused to continue to work would adversely affect the mission of the Department, the Chief of Police or the authorized designee may temporarily assign an accused employee to administrative leave. Any employee placed on administrative leave:

- (a) May be required to relinquish any department badge, identification, assigned weapons and any other department equipment.
- (b) Shall be required to continue to comply with all policies and lawful orders of a supervisor.
- (c) May be temporarily reassigned to a different shift, generally a normal business-hours shift, during the investigation. The employee may be required to remain available for contact at all times during such shift, and will report as ordered.

# Kirkland Police Department

## Kirkland PD Policy Manual

### *Personnel Complaints*

---

#### **1010.9 CRIMINAL INVESTIGATION**

Where a member is accused of potential criminal conduct, a separate supervisor or investigator shall be assigned to investigate the criminal allegations apart from any administrative investigation. Any separate administrative investigation may parallel a criminal investigation.

The Chief of Police shall be notified as soon as practicable when a member is accused of criminal conduct. The Chief of Police will request a criminal investigation by an outside law enforcement agency, absent exigent circumstances.

A member accused of criminal conduct shall be provided with all rights afforded to a civilian. The member should not be administratively ordered to provide any information in the criminal investigation.

The Kirkland Police Department may release information concerning the arrest or detention of any member, including an officer, that has not led to a conviction. No disciplinary action should be taken until an independent administrative investigation is conducted.

#### **1010.10 POST-ADMINISTRATIVE INVESTIGATION PROCEDURES**

Upon completion of a formal investigation, an investigation report should be forwarded to the Chief of Police through the chain of command. Each level of command should review and include their comments in writing before forwarding the report. The Chief of Police may accept or modify any classification or recommendation for disciplinary action.

##### **1010.10.1 DIVISION DEPUTY OR COMMANDER RESPONSIBILITIES**

Upon receipt of any completed personnel investigation, the Division Deputy Chief or Commander of the involved member shall review the entire investigative file, the member's personnel file and any other relevant materials.

The Division Deputy Chief or Commander may make recommendations regarding the disposition of any allegations and the amount of discipline, if any, to be imposed.

Prior to forwarding recommendations to the Chief of Police, the Division Deputy Chief or Commander may return the entire investigation to the assigned investigator or supervisor for further investigation or action.

When forwarding any written recommendation to the Chief of Police, the Division Deputy Chief or Commander shall include all relevant materials supporting the recommendation. Actual copies of a member's existing personnel file need not be provided and may be incorporated by reference.

##### **1010.10.2 CHIEF OF POLICE RESPONSIBILITIES**

Upon receipt of any written recommendation for disciplinary action, the Chief of Police shall review the recommendation and all accompanying materials. The Chief of Police may modify any recommendation and/or may return the file to the Division Deputy Chief or Commander for further investigation or action.

Once the Chief of Police is satisfied that no further investigation or action is required by staff, the Chief of Police shall determine the amount of discipline, if any, that should be imposed. In the

# Kirkland Police Department

## Kirkland PD Policy Manual

### *Personnel Complaints*

---

event disciplinary action is proposed (except for an oral or written reprimand), the Chief of Police shall provide the member with a written (Loudermill) notice and the following:

- (a) Access to all of the materials considered by the Chief of Police in recommending the proposed discipline.
- (b) An opportunity to respond orally or in writing to the Chief of Police within five days of receiving the notice.
  - (a) Upon a showing of good cause by the member, the Chief of Police may grant a reasonable extension of time for the member to respond.
  - (b) If the member elects to respond orally, the presentation may be recorded by the Department. Upon request, the member shall be provided with a copy of the recording.

Once the member has completed his/her response or if the member has elected to waive any such response, the Chief of Police shall consider all information received in regard to the recommended discipline. The Chief of Police shall render a timely written decision to the member and specify the grounds and reasons for discipline and the effective date of the discipline. Once the Chief of Police has issued a written decision, the discipline shall become effective.

Within 30 days of the final review by the Chief of Police, written notice of the findings shall be sent to the complaining party if applicable. This notice shall indicate the findings, however, will not disclose the amount of discipline, if any imposed.

#### **1010.10.3 NOTICE OF FINAL DISPOSITION TO THE COMPLAINANT**

The Chief of Police or the authorized designee shall ensure that the complainant is notified of the disposition (i.e., sustained, not sustained, exonerated, unfounded) of the complaint.

#### **1010.11 PRE-DISCIPLINE EMPLOYEE RESPONSE**

The pre-discipline process is intended to provide the accused employee with an opportunity to present a written or oral response to the Chief of Police after having had an opportunity to review the supporting materials and prior to imposition of any recommended discipline (except oral and written reprimands). The employee shall consider the following:

- (a) The response is not intended to be an adversarial or formal hearing.
- (b) Although the employee may be represented by an uninvolved representative or legal counsel, the response is not designed to accommodate the presentation of testimony or witnesses.
- (c) The employee may suggest that further investigation could be conducted or the employee may offer any additional information or mitigating factors for the Chief of Police to consider.
- (d) In the event that the Chief of Police elects to cause further investigation to be conducted, the employee shall be provided with the results prior to the imposition of any discipline.

# Kirkland Police Department

## Kirkland PD Policy Manual

### *Personnel Complaints*

---

- (e) The employee may thereafter have the opportunity to further respond orally or in writing to the Chief of Police on the limited issues of information raised in any subsequent materials.

#### **1010.12 RESIGNATIONS/RETIREMENTS PRIOR TO DISCIPLINE**

In the event that a member tenders a written resignation or notice of retirement prior to the imposition of discipline, it shall be noted in the file. The tender of a resignation or retirement by itself shall not serve as grounds for the termination of any pending investigation or discipline (RCW 43.101.135).

#### **1010.13 POST-DISCIPLINE APPEAL RIGHTS**

In situations in which the imposed discipline amounts to a written reprimand, the employee's right to formally respond shall be limited to the aforementioned Loudermill process and the grievance procedure outlined in the current collective bargaining agreement.

In situations resulting in the imposition of a disciplinary transfer, suspension with or without pay, demotion, or termination of a non-probationary employee, the employee shall have the right to an evidentiary appeal of the Chief of Police's imposition of discipline pursuant to the current Civil Service rules, KMC 3.54, the collective bargaining agreement, the Grievance Procedure Policy, and RCW 41.12.090 and RCW 41.14.120.

#### **1010.14 PROBATIONARY EMPLOYEES AND OTHER MEMBERS**

At-will and probationary employees and members other than non-probationary employees may be disciplined and/or released from employment without adherence to any of the procedures set out in this policy, and without notice or cause at any time. These individuals are not entitled to any rights under this policy. However, any of these individuals released for misconduct should be afforded an opportunity solely to clear their names through a liberty interest hearing, which shall be limited to a single appearance before the Chief of Police or the authorized designee.

Any probationary period may be extended at the discretion of the Chief of Police in cases where the individual has been absent for more than a week or when additional time to review the individual is considered to be appropriate.

#### **1010.15 RETENTION OF PERSONNEL INVESTIGATION FILES**

All personnel complaints shall be maintained in accordance with the established records retention schedule and as described in the Personnel Records Policy.

#### **1010.16 NOTIFICATION TO CRIMINAL JUSTICE TRAINING COMMISSION (CJTC) CERTIFICATION BOARD**

Upon separation of a peace officer for any reason, the Department shall, within 15 days of the separation, notify the CJTC on a personnel action report form provided by the commission. When a resignation or retirement is accepted or made in lieu of termination or in anticipation of discipline, the reasons and rationale shall be included in the information provided to the CJTC, including the findings from any internal or external investigations into alleged misconduct (RCW 43.101.135).

# Kirkland Police Department

## Kirkland PD Policy Manual

### *Personnel Complaints*

---

The CJTC shall be notified within 15 days of learning of the occurrence of any death or serious injury caused by the use of force by an officer or any time an officer has been charged with a crime or when an initial disciplinary decision made by the Department for alleged behavior or conduct by an officer that is noncriminal and may result in revocation of certification (RCW 43.101.135).

The CJTC shall also be notified regarding any decision to discipline an officer for failure to intervene or for failure to report an incident of excessive force or any wrongdoing by another peace officer for determination of suspension or revocation of certification (RCW 10.93.190).

The Department shall provide timely updates on an internal investigation reported to the CJTC and provide a summary of findings to the CJTC within 15 days of concluding the investigation (WAC 139-06-020).

The Department shall, upon request of the CJTC, provide such additional documentation or information as the commission deems necessary to determine whether the separation or event provides grounds for suspension or revocation of the peace officer's certification (RCW 43.101.135).

#### **1010.17 ANNUAL MANAGEMENT REVIEW AND ANALYSIS OF COMPLAINTS AND INTERNAL ADMINISTRATIVE INVESTIGATIONS**

The Investigations Lieutenant will compile annual year end reports, based upon electronic tracking system records, of complaints and internal administrative investigations. These reports shall be forwarded to the Chief of Police at the end of every calendar year.

#### **1010.18 ANNUAL REVIEW AND ANALYSIS**

The Investigations Lieutenant shall prepare an annual review and analysis report on internal investigations. The report should not contain any identifying information about any specific complaint, citizen, or officer and should address:

- (a) Policy and procedure issues identified during the review process, if any.
- (b) Training issues identified during the review process, if any.
- (c) Personnel issues identified during the review process, if any.

The report shall be submitted to and reviewed and approved by the Chief of Police.



## Seat Belts

### 1011.1 PURPOSE AND SCOPE

This policy establishes guidelines for the use of seat belts and child restraints. This policy will apply to all members operating or riding in department vehicles.

#### 1011.1.1 DEFINITIONS

Definitions related to this policy include:

**Child restraint system** - An infant or child passenger restraint system that meets Federal Motor Vehicle Safety Standards (FMVSS) and regulations set forth in 49 CFR 571.213 and RCW 46.61.687(6).

### 1011.2 POLICY

It is the policy of the Kirkland Police Department that members use safety and child restraint systems to reduce the possibility of death or injury in a motor vehicle collision.

### 1011.3 WEARING OF SAFETY RESTRAINTS

All members shall wear properly adjusted safety restraints when operating or riding in a seat equipped with restraints, in any vehicle owned, leased or rented by this department while on- or off-duty, or in any privately owned vehicle while on-duty. The member driving such a vehicle shall ensure that all other occupants, including those who are not members of the Department, are properly restrained (RCW 46.61.688; RCW 46.61.687).

Exceptions to the requirement to wear safety restraints may be made only in exceptional situations where, due to unusual circumstances, wearing a seat belt would endanger the department member or the public. Members must be prepared to justify any deviation from this requirement.

### 1011.4 TRANSPORTING CHILDREN

A child restraint system shall be used for all children of an age, height or weight for which such restraints are required by law (RCW 46.61.687).

Rear seat passengers in a cage-equipped vehicle may have reduced clearance, which requires careful seating and positioning of seat belts. Due to this reduced clearance, and if permitted by law, children and any child restraint system may be secured in the front seat of such vehicles provided this positioning meets federal safety standards and the vehicle and child restraint system manufacturer's design and use recommendations. In the event that a child is transported in the front seat of a vehicle, the seat should be pushed back as far as possible and the passenger-side air bag should be deactivated. If this is not possible, members should arrange alternate transportation when feasible.

### 1011.5 TRANSPORTING SUSPECTS, PRISONERS OR ARRESTEES

Suspects, prisoners and arrestees should be in a seated position and secured in the rear seat of any patrol vehicle with a prisoner restraint system or, when a prisoner restraint system is not

# Kirkland Police Department

## Kirkland PD Policy Manual

### *Seat Belts*

---

available, by seat belts provided by the vehicle manufacturer. The prisoner restraint system is not intended to be a substitute for handcuffs or other appendage restraints (WAC 204-41-030).

If, due to officer safety concerns and/or prisoner actions, the officer deems it unsafe to seatbelt the prisoner, they will document their reasons in a written report. This section applies to department vehicles that are equipped with a security partition, which serves to separate the front and rear seats.

If the need arises to transport a prisoner in a department vehicle that is not equipped with a security partition, the following protocol shall be followed. Prisoners should be secured with a seatbelt on the passenger side of the rear seat of these department vehicles while the vehicle is in motion. The vehicle's seatbelt is not intended to be a substitute for handcuffs or other appendage restraints. A second officer shall always be used in these types of transports. The second officer shall be seated in the rear seat and on the driver side.

This section does not apply to prisoners being transported by correctional transport vehicles.

Prisoners in leg restraints shall be transported in accordance with the Handcuffing and Restraints Policy.

#### **1011.6 INOPERABLE SEAT BELTS**

Department vehicles shall not be operated when the seat belt in the driver's position is inoperable. Persons shall not be transported in a seat in which the seat belt is inoperable.

Department vehicle seat belts shall not be modified, removed, deactivated or altered in any way, except by the vehicle maintenance and repair staff, who shall do so only with the express authorization of the Chief of Police.

Members who discover an inoperable restraint system shall report the defect to the appropriate supervisor. Prompt action will be taken to replace or repair the system.

#### **1011.7 VEHICLES MANUFACTURED WITHOUT SEAT BELTS**

Vehicles manufactured and certified for use without seat belts or other restraint systems are subject to the manufacturer's operator requirements for safe use.

#### **1011.8 VEHICLE AIRBAGS**

In all vehicles equipped with airbag restraint systems, the system will not be tampered with or deactivated, except when transporting children as written elsewhere in this policy. All equipment installed in vehicles equipped with airbags will be installed as per the vehicle manufacturer specifications to avoid the danger of interfering with the effective deployment of the airbag device.

## Body Armor

### 1012.1 PURPOSE AND SCOPE

The purpose of this policy is to provide law enforcement officers with guidelines for the proper use of body armor.

### 1012.2 POLICY

It is the policy of the Kirkland Police Department to maximize officer safety through the use of body armor in combination with prescribed safety procedures. While body armor provides a significant level of protection, it is not a substitute for the observance of officer safety procedures.

#### 1012.2.1 DEFINITIONS

Field Activities:

Duty assignments and/or tasks that place, or could reasonably be expected to place, officers in situations where they would be required to act in an enforcement, rather than administrative or support, capacities.

### 1012.3 ISSUANCE OF BODY ARMOR

The Administrative Lieutenant shall ensure that body armor is issued to all commissioned officers and all corrections officers when they begin service at the Kirkland Police Department and that, when issued, the body armor meets or exceeds the standards of the National Institute of Justice.

The Administrative Lieutenant, or their designee, shall establish a body armor replacement schedule and ensure that replacement body armor is issued pursuant to the schedule or whenever the body armor becomes worn or damaged to the point that its effectiveness or functionality has been compromised.

#### 1012.3.1 USE OF SOFT BODY ARMOR

Generally, the use of body armor is required subject to the following:

- (a) Officers shall only wear agency-approved body armor.
- (b) Officers shall wear body armor anytime they are in a situation where they could reasonably be expected to take enforcement action.
- (c) Officers shall wear body armor when engaged in high risk situations or when taking part in Department range training whether in uniform or not.
- (d) Officers may be excused from wearing body armor when they are functioning primarily in an administrative or support capacity and could not reasonably be expected to take enforcement action.
- (e) Officers that are assigned to a uniformed function and non-uniformed sworn officers are required to wear body armor while engaged in field activities both on duty and during off duty employment unless exempt as follows:
  1. When the officer is involved in undercover or plain clothes work that his/her supervisor determines could be compromised by wearing body armor.

# Kirkland Police Department

## Kirkland PD Policy Manual

### *Body Armor*

---

#### 1012.3.2 INSPECTIONS OF BODY ARMOR

Supervisors should ensure that body armor is worn and maintained in accordance with this policy through routine observation and periodic documented inspections.

#### 1012.3.3 CARE AND MAINTENANCE OF SOFT BODY ARMOR

Soft body armor should never be stored for any period of time in an area where environmental conditions (e.g., temperature, light, humidity) are not reasonably controlled (e.g., normal ambient room temperature/humidity conditions), such as in automobiles or automobile trunks.

Soft body armor should be cared for and cleaned pursuant to the manufacturer's care instructions provided with the soft body armor. The instructions can be found on labels located on the external surface of each ballistic panel. The carrier should also have a label that contains care instructions. Failure to follow these instructions may damage the ballistic performance capabilities of the armor. If care instructions for the soft body armor cannot be located, contact the manufacturer to request care instructions.

Soft body armor should not be exposed to any cleaning agents or methods not specifically recommended by the manufacturer, as noted on the armor panel label.

Soft body armor should be replaced in accordance with the manufacturer's recommended replacement schedule and/or the guidelines and protocols established by the National Institute of Justice.

#### **Summary**

- (a) Officers shall routinely inspect their soft body armor for signs of damage and for general cleanliness
- (b) As dirt and perspiration may erode ballistic panels, each officer shall be responsible for cleaning their soft body armor in accordance with the manufacturer's instructions
- (c) Officers are responsible for the proper storage, maintenance and care of their soft body armor in accordance with manufacturer's instructions.
- (d) Officers are responsible for reporting damage or excessive wear to the ballistic panels
- (e) Body armor will be replaced in accordance with guidelines and protocols established by the National Institute of Justice.

#### 1012.3.4 PREGNANT OR NURSING MOTHERS

If a pregnant or nursing officer has issues related to wearing soft body armor, the officer may raise the issue with her immediate supervisor and upon receipt of a physician's estimate of physical capacities from the officer's doctor, the officer may apply to their Division Captain via the Chain of Command for a modified duty assignment. All modified duty assignments are subject to the approval of the Chief of Police or their designee.

If an officer receives a temporary exemption from wearing soft body armor due to pregnancy or nursing, that employee shall be temporarily ineligible to perform patrol functions, and will work

# Kirkland Police Department

## Kirkland PD Policy Manual

### *Body Armor*

---

with her immediate supervisor regarding a modified duty position following Department and City policy. A temporary protective vest exemption due to nursing will be granted for up to three (3) months from the date of being released to full time regular duty.

#### **1012.4 SENIOR FIREARMS INSTRUCTOR RESPONSIBILITIES**

The Senior Firearms Instructor should:

- (a) Monitor technological advances in the body armor industry for any appropriate changes to Department approved body armor.
- (b) Assess weapons and ammunition currently in use and the suitability of approved body armor to protect against those threats.
- (c) Provide training that educates officers about the safety benefits of wearing body armor.

## Personnel Records

### 1013.1 PURPOSE AND SCOPE

This policy governs maintenance and access to personnel records. Personnel records include any file maintained under an individual member's name.

### 1013.2 POLICY

It is the policy of this department to maintain personnel records and preserve the confidentiality of personnel records pursuant to the Constitution and the laws of Washington.

### 1013.3 DEPARTMENT FILE

The department file shall be maintained as a record of a person's employment/appointment with this department. The department file should contain, at a minimum:

- (a) Personal data, including photographs, marital status, names of family members, educational and employment history or similar information. A photograph of the member should be permanently retained.
- (b) Election of employee benefits.
- (c) Personnel action reports reflecting assignments, promotions and other changes in employment/appointment status. These should be permanently retained.
- (d) Original performance evaluations. These should be permanently maintained.
- (e) Any formal discipline records.
- (f) Commendations and awards.
- (g) Any other information, the disclosure of which would constitute an unwarranted invasion of personal privacy.

### 1013.4 SUPERVISOR LOG

Supervisor Logs may be separately maintained internally by a member's supervisor for the purpose of completing timely performance evaluations. The Supervisor Log may contain supervisor comments, notes, notices to correct (documented coaching and counseling) and other materials that are intended to serve as a foundation for the completion of timely performance evaluations.

- (a) Documented coaching and counseling memos may be retained in the department file after the member has had the opportunity to read and initial the comment.
  - (a) Once a member has had an opportunity to read and initial the memo, the member shall be given the opportunity to respond in writing.
  - (b) Any member response shall be attached to and retained with the original memo.
  - (c) If a member refuses to initial or sign a memo, at least one supervisor should note the date and time of such refusal on the original comment. Such a refusal, however, shall not be deemed insubordination, nor shall it prohibit the entry of the memo into the Supervisor's Log.

# Kirkland Police Department

## Kirkland PD Policy Manual

### *Personnel Records*

---

- (b) Once the permanent performance evaluation has been made final, the Supervisor's Log shall be printed out and attached to the performance evaluation to be placed in the employee's personnel file. Unless there is an on-going performance based issue, a new Supervisor's Log should be started for the next evaluation period.

#### **1013.5 TRAINING FILE**

An individual training file shall be maintained by the Training Sergeant for each member. Training files will contain records of all training; original or photocopies of available certificates, transcripts, diplomas and other documentation; and education and firearms qualifications. Training records may also be created and stored remotely, either manually or automatically (e.g., Daily Training Bulletin (DTB) records).

- (a) The involved member is responsible for providing the Training Sergeant or immediate supervisor with evidence of completed training/education in a timely manner.
- (b) The Training Sergeant or supervisor shall ensure that copies of such training records are placed in the member's training file.

#### **1013.6 INTERNAL AFFAIRS FILE**

Internal affairs files shall be maintained under the exclusive control of the Investigations Lieutenant in conjunction with the office of the Chief of Police. Access to these files may only be approved by the Chief of Police or the Investigations Lieutenant supervisor.

These files shall contain the complete investigation of all formal complaints of member misconduct, regardless of disposition. Investigations of complaints that result in the following findings shall not be placed in the member's department file but will be maintained in the internal affairs file for the duration of an officer or corrections officer's employment and a minimum of 10 years thereafter:

- (a) Not sustained
- (b) Unfounded
- (c) Exonerated
- (d) Sustained without formal discipline

#### **1013.7 MEDICAL FILE**

A medical file shall be maintained separately from all other personnel records by the Department of Human Resources and shall contain all documents relating to the member's medical condition and history, including but not limited to:

- (a) Materials relating to a medical leave of absence, including leave under the Family and Medical Leave Act (FMLA).
- (b) Documents relating to workers' compensation claims or the receipt of short- or long-term disability benefits.
- (c) Psychological and physical examinations, follow-up inquiries and related documents.
- (d) Medical release forms, doctor's slips and attendance records that reveal a member's medical condition.

# Kirkland Police Department

## Kirkland PD Policy Manual

### *Personnel Records*

---

- (e) Any other documents or materials that reveal the member's medical history or medical condition, including past, present or future anticipated mental, psychological or physical limitations.
- (f) Fitness-for-duty records will be kept separately by the Chief of Police in a locked file.

#### **1013.8 SECURITY**

Personnel records should be maintained in a secured location and locked either in a cabinet or access-controlled room. Personnel records maintained in an electronic format should have adequate password protection.

Personnel records are subject to disclosure only as provided in this policy, the Records Maintenance and Release Policy or according to applicable discovery procedures.

Nothing in this policy is intended to preclude review of personnel records by the City Manager, City Attorney or other attorneys or representatives of the City in connection with official business.

##### **1013.8.1 REQUESTS FOR DISCLOSURE**

Any member receiving a request for a personnel record shall promptly notify the Public Records Officer or other person charged with the maintenance of such records.

Upon receipt of any such request, the responsible person shall notify the affected member as soon as practicable that such a request has been made.

The responsible person shall further ensure that an appropriate response to the request is made in a timely manner, consistent with applicable law. In many cases, this may require assistance of available legal counsel.

All requests for disclosure that result in access to a member's personnel records shall be logged in the corresponding file.

##### **1013.8.2 RELEASE OF PERSONNEL INFORMATION**

The Department may release any factual information concerning a disciplinary investigation if the member who is the subject of the investigation (or the member's representative) publicly makes a statement that is published in the media and that the member (or representative) knows to be false. The disclosure of such information, if any, shall be limited to facts that refute any such false statement.

##### **1013.8.3 NOTICE TO MEMBER**

Upon receipt of a request for information located exclusively in a member's personnel record, the Public Records Officer is responsible for providing notice to the member, the union representing the member, command staff and to the requestor, that includes the following information (RCW 42.56.250):

- (a) The date of the request
- (b) The nature of the requested record relating to the member



# Kirkland Police Department

## Kirkland PD Policy Manual

### *Personnel Records*

---

- (c) That information in the record will be released if not exempt from disclosure at least 10 days from the date the notice is made
- (d) That the member may seek to enjoin release of the records under RCW 42.56.540 (court protection of public records).

#### **1013.9 MEMBER ACCESS TO HIS/HER OWN PERSONNEL RECORDS**

Any member may request access to his/her own personnel records annually during the normal business hours of those responsible for maintaining such files. Any member seeking the removal of any item from his/her personnel records shall file a written request to the Chief of Police through the chain of command. The Department shall remove any such item if appropriate, or within 30 days provide the member with a written explanation of why the contested item will not be removed. If the contested item is not removed from the file, the member's request and the written response from the Department shall be retained with the contested item in the member's corresponding personnel record (RCW 49.12.250).

Members may be restricted from accessing files containing any of the following information:

- (a) An ongoing internal affairs investigation to the extent that it could jeopardize or compromise the investigation pending final disposition or notice to the member of the intent to discipline.
- (b) Confidential portions of internal affairs files that have not been sustained against the member.
- (c) Criminal investigations involving the member.
- (d) Letters of reference concerning employment/appointment, licensing or issuance of permits regarding the member.
- (e) Any portion of a test document, except the cumulative total test score for either a section of the test document or for the entire test document.
- (f) Materials used by the Department for staff management planning, including judgments or recommendations concerning future salary increases and other wage treatments, management bonus plans, promotions and job assignments or other comments or ratings used for department planning purposes.
- (g) Information of a personal nature about a person other than the member if disclosure of the information would constitute a clearly unwarranted invasion of the other person's privacy.
- (h) Records relevant to any other pending claim between the Department and the member that may be discovered in a judicial proceeding.

#### **1013.10 RETENTION AND PURGING**

Unless provided otherwise in this policy, personnel records shall be maintained in accordance with the established records retention schedule and SB 5051:

- (a) Personnel records for any peace officer or corrections officer must be retained for the duration of the officer's employment and a minimum of 10 years thereafter. Such records include all misconduct and equal employment opportunity complaints,

# Kirkland Police Department

## Kirkland PD Policy Manual

### *Personnel Records*

---

progressive discipline imposed including written reprimands, supervisor coaching, suspensions, involuntary transfers, other disciplinary appeals and litigation records, and any other records needed to comply with the requirements set forth in RCW 43.101.095 and 43.101.135.

- (b) During the preparation of each member's performance evaluation, all personnel complaints and disciplinary actions should be reviewed to determine the relevancy, if any, to progressive discipline, training and career development.
- (c) If, in the opinion of the Chief of Police, a personnel complaint or disciplinary action maintained beyond the required retention period is no longer relevant, all records of such matter may be destroyed in accordance with the established records retention schedule and SB 5051.

---

## Commendations and Awards

### 1014.1 PURPOSE AND SCOPE

The recognition of personal excellence is an important aspect of this department's activities. Presenting departmental awards for exceptional service provides that recognition, thereby enhancing departmental morale, reinforcing the department's commitment to the maintenance of a high standard of performance by its members, and motivating personnel to perform their duties at the highest possible level. Therefore, it is the policy of this department to recognize and reward exceptional service through an awards program to be administered under the established procedures. This policy provides a uniform means of recognizing actions or performances by members of the Police Department and citizens.

### 1014.2 AWARDS AND RECOGNITION

#### Medal of Honor

Awarded to departmental members killed in the line of duty, or displaying exemplary meritorious conduct. This award is established as this State's highest award for law enforcement, in accordance with RCW 41.72.020. All nominations shall be forwarded to the Washington State Law Enforcement Medal of Honor Committee and shall be in accordance with all policies and procedures set forth. This award will be presented at an annual ceremony, and presented in the form of a medal with ribbon, a ribbon bar, and a certificate.

#### Medal of Valor

Awarded to departmental members for conspicuous gallantry while acting in the line of duty, not falling within the guidelines for the Medal of Honor. Presented to officers for acts of exceptional bravery performed at very high risk to their own lives with full awareness of the danger involved. This award will be presented in the form of a medal, a ribbon bar and a certificate.

#### Distinguished Service Award

Awarded to departmental members who distinguish themselves by acts of personal bravery, not falling within the guidelines for the Medal of Valor. This award will be presented in the form of a ribbon bar and a certificate.

#### Lifesaving Award

Awarded to departmental members who, while acting in an official capacity, perform an active, distinctive and successful lifesaving act on another human being. This award will be presented in the form of a certificate. The criteria are as follows:

- the member was aware of the seriousness of the situation;
- the act was purposefully done;
- the events leading up to the act were not recklessly caused by the member; and
- there must have been a strong possibility the person would have died if the action were not taken.

# Kirkland Police Department

## Kirkland PD Policy Manual

### Commendations and Awards

---

#### Meritorious Service Award

Awarded to any member of the department for outstanding job accomplishment that has contributed to a more effective and efficient police department. This may involve improved administration, improved operations, substantial cost savings, or other benefits to the department that have materially facilitated the effective performance of the department's mission. This award is presented in the form of a certificate.

#### The Chief's Award for Excellence in Teamwork

Presented to departmental units, squads, teams or work groups that delivered or performed an extraordinary service for the agency, the community or the law enforcement profession. This may include any group that collectively performed their duties in a manner that demonstrates excellence, professionalism, selflessness, devotion to duty, and dedication to the performance of the departmental mission. This award is presented in the form of a certificate.

#### Certificate of Commendation

Presented in recognition of a high degree of competence and professionalism in the performance of departmental duties. This includes exemplary conduct during a field incident or operation, outstanding administrative work, the effective handling of a criminal investigation, the organization of a new and beneficial departmental program, designing and conducting a course of training, and commendable participation in any other activity that improves the department's functioning or brings credit upon the department in any way. It may also be presented to any employee who has demonstrated long-term excellence in service to the agency. This award is presented in the form of a certificate.

#### Letter of Recognition

Presented to departmental members who perform their duties in a manner that demonstrates professionalism, devotion to duty, and dedication to the performance of the departmental mission. This award may also be presented for the submission of any suggestion subsequently adopted by the department that materially improves the efficiency of the department. This award is presented in the form of a letter to the employee signed by the Chief of Police. Line supervisors may make presentations of these awards to officers under their command as approved by the Chief of Police.

#### Citizen Commendation

This award may be presented to any person who is not a member of the department but who has materially aided the department or its officers in some way. This includes assistance in the solution of crime or the apprehension of criminals, aiding an officer in the field in a critical situation, and cooperation with or assistance to the department as a whole in any aspect of the department's administration or operations. This award to be presented in the form of a letter signed by the Chief of Police.

#### Other Awards

# Kirkland Police Department

## Kirkland PD Policy Manual

### Commendations and Awards

---

The department may establish other awards as deemed desirable and as designated by the Chief of Police. Any such additional awards shall be considered and presented in accordance with this policy.

#### Certificate of Promotion

A Certificate of Promotion is presented to employees who have been promoted within the department. This is not classified as an award and does not require any action by the Awards Board. The Chief of Police shall present the Certificate of Promotion award. A Certificate of Promotion shall be presented in the form of a mounted certificate.

#### **1014.3 AWARDS BOARD**

The Awards Board shall receive and evaluate all nominations for awards. The Administrative Lieutenant shall serve as the chairperson of the Awards Board.

This Board shall determine whether an award should be recommended and, if so, which award.

The Board shall consist of three members, to include the Administrative Lieutenant, and shall represent a cross-section of departmental ranks and duty assignments. The other two Board members shall be chosen by the chairperson of the Awards Board.

If a member of the Awards Board is under consideration for receipt of any award, that member shall be excused from the Board for the period when this award is under consideration. A temporary member of the Board will be chosen to serve on the Board in place of the officer/employee being considered for the award.

#### **1014.4 AWARD PROCESS**

##### 1014.4.1 AWARD NOMINATION PROCESS

##### Who May Make Nominations

Any departmental member may nominate another departmental member or citizen for any award.

##### Nomination Form

Award nominations shall be submitted utilizing the department's awards nomination form, which will be routed through their supervisor. The form shall be neatly typed and all appropriate areas completed. The nomination must identify the person or persons making the nomination and be signed by that person or those persons.

##### Supporting Documentation

The nomination form must be accompanied by a supporting memorandum setting forth, in detail, the circumstances upon which the award is recommended. The memorandum shall be addressed to the Awards Board and routed through their supervisor. The nomination packet may also include such supporting documentation as is deemed desirable by the person or persons initiating the nomination. This documentation may include such items as witness statements, photographs,

# Kirkland Police Department

## Kirkland PD Policy Manual

### Commendations and Awards

---

incident reports, statements from civilians familiar with the incident, newspaper articles, and any other evidence that will assist the Awards Board in determining the merits of the nomination.

#### Forwarding of Nomination

Unless otherwise noted, all nominations shall be forwarded to the Awards Board via the chain of command.

#### Nomination of Private Citizens for Awards

Any member of the department who is given significant assistance by a citizen, or any member of the department who is aware that such assistance has been given to another employee, may nominate that citizen for a Citizen Commendation. Such nominations shall be prepared and forwarded in the manner prescribed for recommendations of departmental personnel.

#### Letters from Citizens Commending a Departmental Employee

Letters from citizens commending a departmental employee shall be forwarded to the employee's supervisor for review. A copy of the letter shall also be forwarded to the Chief of Police. If the supervisor concludes that in addition to the citizen's letter, an award to the employee may be justified, he or she shall prepare and forward to the Awards Board a recommendation for award in accordance with the procedures set forth in this policy.

#### 1014.4.2 DETERMINATION OF AWARDS

All nominations for departmental awards are to be forward to the Administrative Lieutenant by the respective division's captain where the nomination originated.

The Administrative Lieutenant shall facilitate the review of the nomination by all members of the Awards Board. The Awards Board review may include the hearing of witnesses, the examination of supporting documents submitted with the recommendation, the examination of any other reports prepared in connection with the incident, and, if necessary, field investigation to determine the accuracy of the testimony and documentation submitted.

Where the nomination is for an award to be presented posthumously, or for an award to a departmental member who has been seriously injured in an incident that is the subject of the nomination, the Board shall review the nomination as soon as possible following receipt of the nomination.

Upon completion of the review process, the Board shall make a recommendation to the Chief of Police. A majority of the Board members who have reviewed the nomination shall be sufficient to determine the Board's recommendation. The Board may make any one of the following findings:

- (a) That the case meets the standards for the award that is the subject of the nomination, and that the award is therefore approved
- (b) That the circumstances justify recognition, but that it has been determined that the presentation should be for an award other than that specified in the initial nomination
- (c) That the facts as currently known do not justify an award at this time.

# Kirkland Police Department

## Kirkland PD Policy Manual

### *Commendations and Awards*

---

Following the Board's review and findings, a written report shall be forwarded to the Chief of Police setting forth the Board's findings. Upon receipt of the Board's report, the Chief of Police may approve, disapprove, or modify the Board's findings.

Only one award shall be made to an individual for any one act, achievement, or period of meritorious service. However, there is no limit to the number of medals, certificates, or letters of recognition that may be awarded to an individual for separate acts.

The Administrative Lieutenant shall maintain an Awards Case File. This file shall contain copies of each report of the Board's recommendations upon each nomination received.

#### 1014.4.3 NOTIFICATIONS OF AWARDS

Personnel who have been approved to receive the Washington State Law Enforcement Medal of Honor will be notified verbally, followed up by written correspondence, only after the Chief of Police has been notified in the same manner by the Secretary of the Washington State Law Enforcement Medal of Honor Committee.

Personnel for whom departmental awards have been approved shall be notified immediately of the award through their chain of command. In exceptional cases, the notifications may be made directly by the Chief of Police or his/her designee.

Notices of all departmental awards may be noted in appropriate departmental documents and publications.

All departmental awards shall be made a matter of record in the employee's personnel file. A photocopy of the certificate of award shall be included in the file. All awards may be considered in connection with future personnel decisions, such as promotion or assignment to a particular duty or location.

Where appropriate, press releases regarding departmental awards should be made available to local media representatives.

A copy of the citizen's letter of commendation shall be forwarded to the employee and a copy shall be placed in the employee's personnel file.

Citizens who have received departmental commendations for assistance to the department should be notified in a similar manner.

#### 1014.4.4 PRESENTATION OF AWARDS

All Medal of Honor recipients, or family designees, in accordance with RCW 41.72.020, shall receive their medal at a formal ceremony, held annually, at a site designated by the Washington State Law Enforcement Medal of Honor Committee.

All Medals of Valor and Distinguished Service Award recipients shall receive their awards during a public meeting, ceremony or event deemed appropriate by the Chief of Police.

Presentation of all other departmental awards may be made at a formal ceremony deemed appropriate by the Chief of Police.

# Kirkland Police Department

## Kirkland PD Policy Manual

### *Commendations and Awards*

---

During awards ceremonies, presentations of awards shall be made whenever possible by the Chief or another ranking departmental member as designated by the Chief.

All personnel not otherwise engaged in duty assignments shall be encouraged to attend the presentation. The recipient's supervisors should be present, and the ceremony should be scheduled to make this possible. All personnel attending such ceremonies should be properly attired under guidelines established by the department.

Members of the recipient's family may be invited to attend the ceremony.

Members of the local press may be invited to attend presentations of awards.

Normally, the individual who has earned the award will accept the award in person at the presentation ceremony. Posthumous awards shall be received by the next of kin. "Next of kin" normally is construed to mean one of the following:

- (a) Widow or widower
- (b) Eldest son or daughter
- (c) Parent
- (d) Eldest brother or sister

This order of preference may be modified as circumstances dictate in individual cases. Posthumous awards may be presented at the memorial or funeral service for that individual or at such other time as is deemed appropriate by the next of kin.

Letters of recognition not presented at a formal ceremony shall be placed in the employee's personnel file.

Commendations to civilians may be presented at a formal ceremony at the discretion of the Chief of Police, but only with the prior approval of the citizen concerned.



## **Fitness for Duty**

### **1015.1 PURPOSE AND SCOPE**

All employees are required to be free from any physical, emotional, or mental condition which might adversely affect their ability to perform their job. The purpose of this policy is to ensure that all employees of this department remain fit for duty and able to perform their job functions in a safe and effective manner.

If appropriate, anyone determined to not be fit for duty shall become the subject of a plan to expedite their recovery and hopeful return to duty.

### **1015.2 EMPLOYEE RESPONSIBILITIES**

- (a) It shall be the responsibility of each member of this department to maintain good physical condition sufficient to safely and properly perform the essential duties of their job position.
- (b) Each member of this department shall perform his/her respective duties without physical, emotional, and/or mental constraints.
- (c) During working hours, all employees are required to be alert, attentive, and capable of performing their assigned responsibilities.
- (d) Any employee who feels unable to perform his/her duties shall promptly notify a supervisor. In the event that an employee believes that another employee is unable to perform his/her duties, such observations and/or belief shall be promptly reported to a supervisor.

### **1015.3 SUPERVISOR RESPONSIBILITIES**

- (a) A supervisor observing an employee or receiving a report of an employee who is perceived to be unable to safely perform his/her duties due to a physical or mental condition shall take prompt and appropriate action in an effort to address the situation.
- (b) Whenever feasible, the supervisor should make a preliminary determination of the level of inability of the employee to perform the essential duties required of the job.
- (c) In the event the employee appears to be in need of immediate medical or psychiatric treatment, all reasonable efforts should be made to obtain sufficient information regarding the nature of the concern to enable the Department to assess options and react responsibly to assure the safety of the employee, other members of the Department and the public, while complying with the employee's legal rights.
- (d) In conjunction with the supervisor and the employee's chain of command, a determination should be made whether or not the employee should be temporarily relieved from his/her duties.

# Kirkland Police Department

## Kirkland PD Policy Manual

### *Fitness for Duty*

---

1. If the employee is a danger to themselves or others, then the supervisor may immediately:
  - (a) Relieve an officer of his/her firearm(s), badge, identification card, key, and access card.
  - (b) Consider involuntary commitment.
  - (c) Make every effort to ensure the employee's immediate conduct and activity is monitored.
- (e) The Chief of Police shall be promptly notified, in writing, in the event that any employee is relieved from duty. This memorandum will be completed by the end of the supervisor's shift.

#### **1015.4 RELIEF FROM DUTY**

Any employee suffering from a work or non-work related condition which warrants a temporary relief from duty may be entitled to be placed on family medical leave under state and/or federal law. Consult with Human Resources to assure proper notification and compliance with family medical leave rights. Employees who are relieved from duty for medical reasons may be eligible for workers compensation payments or may be required to use sick leave or other paid time off consistent with applicable policies.

Any employee suffering from a work related condition which warrants a temporary relief from duty shall be required to comply with personnel rules and guidelines for processing such claims.

#### **1015.5 PHYSICAL AND PSYCHOLOGICAL EXAMINATIONS**

Based on the language of the current collective bargaining agreements (CBA's), if there is a belief that an employee is unfit for duty, the Chief of Police may serve that employee with a written order to undergo a physical and/or psychological examination in cooperation with Department of Human Resources in order to determine the level of the employee's fitness for duty.

- (a) The order shall indicate the date, time and place for the examination. The department shall bear all costs associated with this examination.
- (b) The examination may also be a requirement for determining physical/emotional stability in light of performance standards. The examination is a means of determining a prognosis, and a plan of treatment, if necessary.
- (c) Prior to the examination, the employee will be required to sign the department's fitness for duty waiver form. This waiver will be initiated by the Chief of Police, or their designee, and will serve as a reminder to the employee that the provider represents the department and reports their assessment to the department.
- (d) The examining health care provider will provide the Department with a report indicating that the employee is either fit for duty or, if not, listing any functional limitations which limit the employee's ability to perform job duties. The scope of the requested fitness for

# Kirkland Police Department

## Kirkland PD Policy Manual

### *Fitness for Duty*

---

duty report shall be confined to the physical or psychological condition that prompted the need for the examination. If the employee places his/her condition at issue in any subsequent or related administrative action/grievance, the examining physician or therapist may be required to disclose any and all information which is relevant to such proceeding.

- (e) In order to facilitate the examination of any employee, the Department will provide all appropriate documents and available information to assist in the evaluation and/or treatment.
- (f) All reports and evaluations submitted by the treating physician or therapist shall be part of the employee's confidential personnel file.
- (g) Any employee ordered to receive a fitness for duty examination shall comply with the terms of the order and cooperate fully with the examining physician or therapist regarding any clinical interview, tests administered or other procedures as directed. Any failure to comply with such an order and any failure to cooperate with the examining physician or therapist may be deemed insubordination and shall be subject to discipline up to and including termination.
- (h) In the event an employee is required to submit to a "fitness for duty" examination as a condition of returning from medical leave required under the Family Medical Leave Act (FMLA), contact Human Resources for direction regarding how to proceed.
- (i) Once an employee has been deemed fit for duty by the examining health care provider, the employee will be notified to resume his/her duties.

## Meal Periods and Breaks

### 1016.1 PURPOSE AND SCOPE

This policy regarding meals and breaks shall conform with language outlined in the current collective bargaining agreement (Article 6.3), applicable City of Kirkland Administrative Policies and all other State and Federal laws.

#### 1016.1.1 MEAL PERIODS

All employees shall take their breaks within the City limits unless on assignment outside of the City. Unless prior supervisory approval is granted, no more than two uniformed officers may be in the same establishment at a time.

The time spent for the meal period shall not exceed the authorized time allowed.

## Lactation Breaks

### 1017.1 PURPOSE AND SCOPE

The purpose of this policy is to provide guidance regarding reasonable accommodations for lactating members.

### 1017.2 POLICY

It is the policy of the Kirkland Police Department to provide, in compliance with federal and state law, reasonable accommodations for lactating members. This includes break time and appropriate facilities to accommodate any member desiring to express breast milk for the member's nursing child for up to two years after the child's birth (29 USC § 218d; 42 USC § 2000gg-1; 29 CFR 1636.3; RCW 43.10.005).

### 1017.3 LACTATION BREAK TIME

A rest period should be permitted each time the member requires a lactation break (29 USC § 218d; 42 USC § 2000gg-1; 29 CFR 1636.3; RCW 43.10.005). In general, lactation breaks that cumulatively total 30 minutes or less during any four-hour work period or major portion of a four-hour work period would be considered reasonable. However, individual circumstances may require more or less time.

Lactation breaks, if feasible, should be taken at the same time as the member's regularly scheduled rest or meal periods. While a reasonable effort will be made to provide additional time beyond authorized breaks, any such time exceeding regularly scheduled and paid break time will be unpaid.

Members desiring to take a lactation break shall notify the dispatcher or a supervisor prior to taking such a break. Such breaks may be reasonably delayed if they would seriously disrupt department operations.

Once a lactation break has been approved, the break should not be interrupted except for emergency or exigent circumstances.

### 1017.4 PRIVATE LOCATION

The Department will make reasonable efforts to accommodate members with the use of an appropriate room or other location to express milk in private. Such room or place should be in proximity to the member's work area and shall be other than a bathroom or toilet stall. The location must be shielded from view, free from intrusion from coworkers and the public, and otherwise satisfy the requirements of federal and state law (29 USC § 218d; 42 USC § 2000gg-1; 29 CFR 1636.3; RCW 43.10.005).

Members occupying such private areas shall either secure the door or otherwise make it clear to others that the area is occupied with a need for privacy. All other members should avoid interrupting a member during an authorized break, except to announce an emergency or other urgent circumstance.

# Kirkland Police Department

## Kirkland PD Policy Manual

### *Lactation Breaks*

---

Authorized lactation breaks for members assigned to the field may be taken at the nearest appropriate private area.

#### **1017.5 STORAGE OF EXPRESSED MILK**

Any member storing expressed milk in any authorized refrigerated area within the Department shall clearly label it as such and shall remove it when the member's shift ends.

## Payroll Records

### 1018.1 PURPOSE AND SCOPE

This policy provides the guidelines for completing and submitting payroll records of department members who are eligible for the payment of wages.

### 1018.2 POLICY

The Kirkland Police Department maintains timely and accurate payroll records.

### 1018.3 RESPONSIBILITIES

Members are responsible for the accurate completion and timely submission of their payroll records for the payment of wages.

Supervisors are responsible for approving the payroll records for those under their commands.

Supervisor approval is required for all overtime.

### 1018.4 TIME REQUIREMENTS

Members who are eligible for the payment of wages are paid on a scheduled, periodic basis, generally on the same day or date each period, with certain exceptions, such as holidays. Payroll records shall be completed and submitted to Administration as established by the City payroll procedures.

### 1018.5 RECORDS

The Administrative Supervisor shall ensure that accurate and timely payroll records are maintained as required by 29 CFR 516.2 for a minimum of three years (29 CFR 516.5).

## Overtime Compensation Requests

### 1019.1 PURPOSE AND SCOPE

It is the policy of the Department to compensate non-exempt salaried employees who work authorized overtime either by payment of wages as agreed and in effect through the Collective Bargaining Agreement, or by the allowance of accrual of compensatory time off. In order to qualify for either, the employee must complete and submit a Request for Overtime Payment as soon as practical after overtime is worked.

#### 1019.1.1 DEPARTMENT POLICY

Because of the nature of police work, and the specific needs of the Department, a degree of flexibility concerning overtime policies must be maintained.

Non-exempt employees are not authorized to volunteer work time to the Department. All requests to work overtime shall be approved in advance by a supervisor. If circumstances do not permit prior approval, then approval shall be sought as soon as practical during the overtime shift and in no case later than the end of shift in which the overtime is worked.

The individual employee may request compensatory time in lieu of receiving overtime payment, however, the employee may not exceed 60 hours of compensatory time.

### 1019.2 REQUEST FOR OVERTIME COMPENSATION

Employees shall submit all overtime compensation requests to their immediate supervisors as soon as practicable for verification and forwarding to the Administration Division. Failure to submit a request for overtime compensation in a timely manner may result in discipline.

#### 1019.2.1 EMPLOYEES RESPONSIBILITY

Employees shall complete their requests immediately after working the overtime and submit them to their immediate supervisor or the on-duty supervisor utilizing the scheduling software.

#### 1019.2.2 SUPERVISORS RESPONSIBILITY

The supervisor who verifies the overtime earned shall verify that the overtime was worked before approving the request.

After the entry has been made, it is the supervisor's responsibility to either approve and/or deny this request prior to the payroll cutoff date.

### 1019.3 ACCOUNTING FOR OVERTIME WORKED

Employees are to record the actual time worked in an overtime status. In some cases, the Collective Bargaining Agreement provides that a minimum number of hours will be paid, (e.g., three hours for Court).

#### 1019.3.1 ACCOUNTING FOR PORTIONS OF AN HOUR

When accounting for less than a full hour, time worked shall be rounded up to the nearest quarter of an hour as indicated by the following chart:



# Kirkland Police Department

## Kirkland PD Policy Manual

### Overtime Compensation Requests

---

<u>TIME WORKED</u>	<u>INDICATE ON ENTRY</u>
1 to 15 minutes	¼ hour
16 to 30 minutes	½ hour
31 to 45 minutes	¾ hour
46 to 60 minutes	1 hour

#### 1019.3.2 VARIATION IN TIME REPORTED

Where two or more employees are assigned to the same activity, case, or court trial and the amount of time for which payment is requested varies from that reported by the other officer, the employee's supervisor, or other approving supervisor, may require each employee to include the reason for the variation in the notes section of the overtime entry.

## Outside Employment

### 1020.1 PURPOSE AND SCOPE

In order to avoid actual or perceived conflicts of interest for departmental employees engaging in outside employment, all employees shall obtain written approval from the Chief of Police prior to engaging in any outside employment, to include both police and non-police related employment. Approval of outside employment shall be at the discretion of the Chief of Police in accordance with the provisions of this policy.

#### 1020.1.1 DEFINITIONS

**Outside Employment (Non-Police related)** - Any member of this department who receives wages, compensation or other consideration of value from another employer, organization or individual not affiliated directly with this department for services, product(s) or benefits rendered. Employees who are volunteering their time are not covered by this section. For purposes of this section, the definition of outside employment includes those employees who are self-employed to the extent that they are required to obtain a business license and are not affiliated directly with this department for services, product(s) or benefits rendered.

**Outside Employment (Police related)** - Any member of this department who performs duties or services on behalf of an outside organization, company, or individual within this jurisdiction. Such outside employment opportunities shall be authorized by the Chief of Police, or their designee, and administered with the assistance of the Kirkland Police Officer's Guild.

### 1020.2 OBTAINING APPROVAL (NON-POLICE RELATED)

No member of this department may engage in any outside employment without first obtaining prior written approval of the Chief of Police. Failure to obtain prior written approval for outside employment or engaging in outside employment prohibited by this policy may lead to disciplinary action.

In order to obtain approval for outside employment, the employee must be off probation and complete an Outside Employment Application (KPD Master Form) which shall be submitted to the employee's immediate supervisor. The application will then be forwarded through their chain of command to the Chief of Police for consideration.

If approved, the employee will be provided with a copy of the approved application. Unless otherwise indicated in writing on the approved application, an application will be valid through the end of the calendar year in which the application is approved. Any employee seeking to renew an outside employment application shall submit a new Outside Employment Application in a timely manner and prior to continuing to work any outside employment.

Any employee seeking approval of outside employment, whose request has been denied, shall be provided with a written reason for the denial of the application at the time of the denial.

# Kirkland Police Department

## Kirkland PD Policy Manual

### *Outside Employment*

---

#### 1020.2.1 REVOCATION/SUSPENSION OF OUTSIDE EMPLOYMENT PERMITS

Any outside employment application may be revoked or suspended under the following circumstances:

- (a) Should an employee's performance at this department decline to a point where it is evaluated by a supervisor as needing improvement to reach an overall level of competency, the Chief of Police may, at his/her discretion, revoke any previously approved outside employment application(s). That revocation will stand until the employee's performance has been reestablished at a satisfactory level and his/her supervisor recommends reinstatement of the outside employment application.
- (b) If, at any time during the term of a valid outside employment application, an employee's conduct or outside employment conflicts with the provisions of department policy, the application may be suspended or revoked.
- (c) When an employee is unable to perform at a full duty capacity due to an injury or other condition, any previously approved outside employment application may be subjected to similar restrictions as those applicable to the employee's regularly assigned duties until the employee has been cleared to return to full duty status.

#### 1020.3 PROHIBITED OUTSIDE EMPLOYMENT (NON-POLICE RELATED)

The Department expressly reserves the right to deny any Outside Employment Application submitted by an employee seeking to engage in any activity which, in its view, would:

- (a) Involve the employee's use of departmental time, facilities, equipment or supplies, the use of the Department badge, uniform, prestige or influence for private gain or advantage.
- (b) Involve the employee's receipt or acceptance of any money or other consideration from anyone other than this department for the performance of an act which the employee, if not performing such act, would be required or expected to render in the regular course or hours of employment or as a part of the employee's duties as a member of this department.
- (c) Involve the performance of an act in other than the employee's capacity as a member of this department that may later be subject directly or indirectly to the control, inspection, review, audit or enforcement of any other employee of this department.
- (d) Involve time demands that would render performance of the employee's duties for this department less efficient or render the employee unavailable for reasonably anticipated overtime assignments and other job-related demands that occur outside regular working hours.
- (e) Interfere with the efficiency of law enforcement and public safety.
- (f) Detract from the image of the police profession.

# Kirkland Police Department

## Kirkland PD Policy Manual

### *Outside Employment*

---

- (g) Involve work in a law enforcement or security capacity outside the corporate limits of the City of Kirkland.
- (h) Involve work in conjunction with or in any capacity with a tow company, taxicab or ambulance company.
- (i) Involve work upon any commercial premises where intoxicants are served for public consumption.

#### 1020.3.1 OUTSIDE SECURITY AND PEACE OFFICER EMPLOYMENT

Because it would further create a potential conflict of interest, no member of this Department may engage in any outside or secondary employment as a private security guard, private investigator or other similar private security position.

Any private organization, entity or individual seeking special services for security or traffic control from members of this department must submit a written request to the Chief of Police in advance of the desired service. Such outside employment will be administered with the assistance of the Kirkland Police Officer's Guild.

- (a) Should such a request be approved, any employees working outside overtime shall be subject to the following conditions:
  1. The officer(s) shall wear the departmental uniform/identification.
  2. The officer(s) shall be subject to the rules and regulations of this department.
  3. No officer may engage in such outside employment during or at the site of a strike, lockout, picket, or other physical demonstration of a labor dispute.
  4. No officer may engage in outside employment as a peace officer for any other public agency without prior written authorization of the Chief of Police.

#### 1020.3.2 OUTSIDE OVERTIME ARREST AND REPORTING PROCEDURE

Any employee making an arrest or taking other official police action while working in an approved outside employment assignment shall be considered on-duty at that time and will be required to complete all related reports in a timely manner pursuant to department policy. Time spent on the completion of such reports shall be considered incidental to the outside employment assignment and should be reported as time worked on employee time records.

#### 1020.3.3 SPECIAL RESTRICTIONS

Except for emergency situations or with prior authorization from the Division Captain, undercover officers or officers assigned to covert operations shall not be eligible to work in a uniformed or other capacity which might reasonably disclose the officer's status as a law enforcement officer.

#### 1020.4 DEPARTMENT RESOURCES

Employees are prohibited from using any department equipment or resources in the course of or for the benefit of any outside employment, unless expressly approved by the Chief of Police or

# Kirkland Police Department

## Kirkland PD Policy Manual

### *Outside Employment*

---

their designee. This shall include the prohibition of access to official records or databases of this department or other agencies through the use of the employee's position with this department.

#### **1020.5 MATERIAL CHANGES OR TERMINATION OF OUTSIDE EMPLOYMENT**

If an employee terminates his/her outside employment during the period of a valid application, the employee shall promptly submit written notification of such termination to the Chief of Police through their chain of command. Any subsequent request for renewal or continued outside employment must thereafter be processed and approved through normal procedures set forth in this policy.

Employees are also required to disclose material changes in outside employment that occur after approval of outside employment has been granted to the Chief of Police in writing. For the purpose of this policy, such changes include any material change in the number of hours, type of duties or demands of outside employment. Employees who are uncertain whether a change in outside employment is material are advised to report the change.

#### **1020.6 OUTSIDE EMPLOYMENT WHILE ON DISABILITY**

Department members engaged in outside employment who are placed on disability leave, modified duty status or on FMLA shall inform the Chief of Police, through their chain of command, in writing and within five days whether or not they intend to continue to engage in such outside employment while on such leave or modified duty status. The immediate supervisor shall review the duties of the outside employment along with any related doctor's orders, and make a recommendation to the Chief of Police whether such outside employment should continue. If the decision is made by the Chief of Police that the outside employment may continue, no outside employment should take place during the normal working hours/shifts of the affected employee.

In the event the Chief of Police determines that the outside employment should be discontinued or if the employee fails to promptly notify his/her supervisor of his/her intentions regarding their work application, a notice of revocation of the member's application will be forwarded to the involved employee, and a copy attached to the original application.

Criteria for revoking the outside employment application include, but are not limited to, the following:

- (a) The outside employment is medically detrimental to the total recovery of the disabled member, as indicated by the City's professional medical advisers.
- (b) The outside employment performed requires the same or similar physical ability, as would be required of an on-duty member.
- (c) The employee's failure to make timely notice of their intentions to their supervisor.

When the disabled member returns to full duty with the Kirkland Police Department, a request (in writing) may be made to the Chief of Police to restore the application.

No department member who has called in sick for a regularly scheduled work shift may work during those hours for their approved outside employer.

---

# Occupational Disease and Work-Related Injury Reporting

## 1021.1 PURPOSE AND SCOPE

The purpose of this policy is to provide guidance regarding the timely reporting of occupational diseases, post-traumatic stress disorder (PTSD), and work-related injuries.

### 1021.1.1 DEFINITIONS

Definitions related to this policy include:

**Occupational disease or work-related injury** - An injury, disease, PTSD, or infection while acting in the course of employment (RCW 51.08.013; RCW 51.08.100; RCW 51.08.140; RCW 51.08.142).

## 1021.2 POLICY

The Kirkland Police Department will address occupational diseases and work-related injuries appropriately, and will comply with applicable state workers' compensation requirements (RCW 51.28.010 et seq.).

## 1021.3 RESPONSIBILITIES

### 1021.3.1 MEMBER RESPONSIBILITIES

Any member sustaining any occupational disease or work-related injury shall report such event as soon as practicable, but within 24 hours, to a supervisor, and shall seek medical care when appropriate. As soon as practicable, the member will forward an officer's report through their chain of command which outlines the circumstances of the work-related injury, illness or accident.

Any member observing or learning of a potentially hazardous condition is to promptly report the condition to his/her immediate supervisor.

Any employee sustaining a work-related injury or illness that requires relief from duty is also required to comply with Departmental policies and directives relating to the duty to periodically call in during absences, as well as notify the Department of any change in condition or anticipated duration of absence.

Modified duty may be available for employees whose injuries prevent resumption of regular duties. Refer to Temporary Modified-Duty Assignments (Policy 1029)

The City requires that an injured member, or a member who has suffered a work-related injury/illness provide the medical findings concerning the injury/illness and the extent and duration of any work restrictions if they are known. In addition, such members are required to promptly submit all medical releases, whether partial or full releases, to Human Resources.

All members are required to fully cooperate with accident investigations.

# Kirkland Police Department

## Kirkland PD Policy Manual

### *Occupational Disease and Work-Related Injury Reporting*

---

#### 1021.3.2 SUPERVISOR RESPONSIBILITIES

A supervisor learning of any occupational disease, work-related injury or accident shall promptly ensure that the appropriate reports, as outlined in this policy manual, are completed and turned in to City of Kirkland's Safety/Risk Management Analyst. This includes an officer's report by the involved member outlining the circumstances of the work-related injury, illness or accident.

Supervisors shall ensure that the member receives medical care as appropriate. When the injured member goes to the physician of their choice, there are two things that the member should tell the doctor:

- 1) It is a work-related injury.
- 2) The City of Kirkland has their workers compensation through L&I.

Supervisors shall ensure that required documents regarding workers' compensation are completed and forwarded promptly to the City of Kirkland's Safety/Risk Management Analyst. The officer's report will be forwarded to that supervisor's Lieutenant and to the Risk Management Lieutenant. Any related City-wide disease- or injury-reporting protocol shall also be followed. Supervisors shall determine whether the Major Incident Notification policy applies and take additional action as required.

#### 1021.3.3 DEPUTY CHIEF RESPONSIBILITIES

The Deputy Chief who receives a report of an occupational disease or work-related injury should review the report for accuracy and determine what additional action should be taken. The report shall then be forwarded to the Chief of Police and the Administration Deputy Chief to ensure any required Department of Labor and Industries reporting is made.

#### 1021.4 OTHER DISEASE OR INJURY

Diseases and injuries caused or occurring on-duty that do not qualify for workers' compensation reporting shall be documented in a memo which shall be forwarded through the employee's chain of command to the appropriate Division Captain and a copy sent to the Administration Deputy Chief and to the Risk Management Lieutenant.

Unless the injury is extremely minor, this memo shall be signed by the affected member, indicating that he/she desired no medical attention at the time of the report. By signing, the member does not preclude his/her ability to later seek medical attention.

#### 1021.5 SETTLEMENT OFFERS

When a member sustains an occupational disease or work-related injury that is caused by another person and is subsequently contacted by that person, his/her agent, insurance company or attorney and offered a settlement, the member shall take no action other than to submit a written report of this contact to his/her supervisor as soon as possible.

##### 1021.5.1 NO SETTLEMENT WITHOUT PRIOR APPROVAL

No less than 10 days prior to accepting and finalizing the settlement of any third-party claim arising out of or related to an occupational disease or work-related injury, the member shall provide the

# Kirkland Police Department

## Kirkland PD Policy Manual

### *Occupational Disease and Work-Related Injury Reporting*

---

Chief of Police with written notice of the proposed terms of such settlement. In no case shall the member accept a settlement without first providing written notice to the Chief of Police. The purpose of such notice is to permit the City to determine whether the offered settlement will affect any claim the City may have regarding payment for damage to equipment or reimbursement for wages against the person who caused the disease or injury, and to protect the City's right of subrogation, while ensuring that the member's right to receive compensation is not affected.



# Departmental Response to Serious Injury or Death of a Member

## 1022.1 PURPOSE AND SCOPE

The purpose of this policy is to outline the Department's response to the serious injury or death of a Department member or other law enforcement member. Notification responsibility, assignments and funeral protocol is included.

The department recognizes that this a very difficult time for the family and the Department as a whole. Every effort will be made to assist the family as much as possible. The extent of our participation will depend on the wishes of the family and the resources available.

### 1022.1.1 DEFINITIONS

Definitions related to this policy include:

**Serious Injury or Death in the Line-of-Duty:** A member of the Department who is actively employed, who suffers a serious or fatal injury while taking any action that the member is authorized or obligated to perform by law, rule, regulation, or condition of employment or service.

**Serious Injury or Death not in the Line-of-Duty:** A member of the Department who is actively employed, who suffers a serious or fatal injury while off-duty and which is non-police related.

## 1022.2 SERIOUS INJURY OR DEATH NOTIFICATION WITHIN THE DEPARTMENT

When a member of this department is seriously injured or dies while working, the on-duty supervisor will:

- Immediately notify the Chief of Police and Command Staff;
- Notify members of the Peer Support Team as identified by the Chief of Police,

When a member of this department is seriously injured or dies while off duty, and the death is not duty related, the on-duty supervisor will:

- Immediately notify the Chief of Police and members of the Command Staff;
- Notify members of the Peer Support Team as identified by the Chief of Police.

When a member of this department dies, whether on or off duty, the Division Captain:

- Will be responsible for having the member's police issued equipment and personal belongings collected and inventoried;
- Will insure that the member's personal belongings are delivered to the spouse, significant other, parents, nearest responsible relative or executor of the estate.

When a member dies while working, NORCOM, with the Chief's approval, will send a Teletype concerning the incident to the other law enforcement agencies. When funeral arrangements are set, this information will also be transmitted.

# Kirkland Police Department

## Kirkland PD Policy Manual

### *Departmental Response to Serious Injury or Death of a Member*

---

#### 1022.2.1 SERIOUS INJURY OR DEATH OF ANOTHER LAW ENFORCEMENT AGENCY MEMBER

When a member of an outside law enforcement agency is seriously injured or dies while taking any action that the member is authorized or obligated to perform by law, rule, regulation, or condition of employment or service, whether on or off duty within the City of Kirkland. The on-duty supervisor will:

- Immediately notify the Chief of Police and Command Staff.
- The Chief of Police, or their designee, will be responsible for contacting the involved employee's law enforcement agency in order to make official notification.
- The Chief of Police, or their designee, will then provide direction to our Department's staff based on the request of the other Chief.

#### 1022.3 NOTIFICATION OF FAMILY MEMBERS

The following are the general procedures regarding notification of deaths and serious injuries. In all situations where a member of the Department is seriously or fatally injured, the family members and their needs should be given primary consideration.

The name of the seriously or fatally injured member shall not be released to the media before the family members are notified.

If the family members live outside the area, and having a Kirkland Police representative make the personal notification would cause an unreasonable delay, the Chief of Police, or their designee, shall request a prompt and personal notification from the jurisdictional law enforcement agency in the area in which the family lives.

If the Department is requested by another law enforcement agency to perform a personal notification of a serious injury or death of one of their members to a family member living in Kirkland, the same courtesy and procedures shall be afforded to the agency as that which would be done for our own Department.

#### 1022.3.1 NOTIFICATION TEAM MAKE-UP AND RESPONSIBILITIES

Notification WILL ALWAYS be made in person and will never be made alone. The notification team should be made up of the Chief of Police, the employee's immediate supervisor, and an officer known by the injured employee's family (if possible).

If the above-suggested persons are not readily accessible, notification should not be delayed until these people can assemble. If the agency member has not yet died, all attempts will be made to get the family to the hospital prior to the member's death. DO NOT wait for the appropriate delegation to gather. If the deceased officer has not been transported to a hospital, do not allow the family to go to the scene, due to evidentiary concerns.

The department should find out if there are any young children in the home. Consideration should be given to arranging for childcare in the event the spouse or significant other will be going to the hospital. If the family wants to go to the hospital, they should be transported via a non-marked

# Kirkland Police Department

## Kirkland PD Policy Manual

### *Departmental Response to Serious Injury or Death of a Member*

---

department vehicle. It is highly recommended that the family NOT drive themselves to the hospital. Should there be serious resistance and the family insists on driving, an officer should attempt to accompany them in the car.

Employees outside the official notification team are prohibited from making contact with family members prior to official notification. Employees should also caution their family members against using any forms of social media and/or directly contacting the family members prior to the official notification.

Prior to arrival of the notification team, accurate and up-to-date information should be secured. The notification team's goal should be to make a timely notification before family members learn through other means.

When most public safety families see an agency representative at the home or place of work, they will know something is wrong. Ask to be admitted to the home or place of work. NEVER make a death notification on the doorstep. Gather everyone in the home and ask them to sit down. Inform them slowly and clearly of the information you have on the incident. Make sure you use the employee's first name during the notification. If the employee has already died, relay that information. NEVER give the family a false sense of hope. Use words like "dead" and "died" rather than "gone away" or "passed away." Because of the nature of possible radio transmissions, the officer transporting the family should notify the police personnel or hospital liaison at the hospital by phone that the family is en route.

#### **1022.4 RESPONSE TO A SERIOUS INJURY OR DEATH SUFFERED IN THE LINE OF DUTY**

When a member of the Department suffers a serious injury or is killed in the line of duty, the following will be provided for the Family members:

- Personal notification of family members residing nearby.
- Notification by local jurisdiction if the family member lives outside the area.
- Transportation to the medical facility or other location for local family members.
- Security for the family member and/or their home if deemed necessary by the Chief of Police.
- Security at the hospital.
  - This will be coordinated with the hospital or the Law Enforcement Agency in which the hospital is located.
- Family Support Team members available 24 hours per day.
- Any other requests for additional support for the family (transportation, lodging, financial) must be made through the Family Support Team and approved by the Chief.

# Kirkland Police Department

## Kirkland PD Policy Manual

### *Departmental Response to Serious Injury or Death of a Member*

---

- These supportive measures will be provided from the time of the serious injury until the member's life is no longer threatened, or, in the event of death, 24 hours after the committal services.
- The above-listed supportive measures will also apply to situations where the injured employee is hospitalized outside the area. The Chief of Police will determine what supportive measures are appropriate.
- In the event an employee is killed in the line of duty outside the area, the Family Support Team member or their designee will go to the location where the employee was killed to handle the logistical details and provide an escort for the remains.

#### 1022.4.1 RESPONSE TO A SERIOUS INJURY OR DEATH NOT SUFFERED IN THE LINE OF DUTY

When a member of the Department suffers a serious injury or is killed NOT in the line of duty, some or all of the above supportive measures may be provided at the request of the family and with the approval of the Chief of Police.

#### 1022.5 POLICE FAMILY SUPPORT TEAM

The Police Family Support Team will be activated at the direction of the Chief of Police. Upon activation, a notice will be communicated Department wide listing the names of the Team and their responsibilities. The Police Family Support Team will also provide the Department with any needed communication regarding the funeral operation. When activated, the members of the Police Family Support Team will contact the Executive Liaison on a daily basis to provide an update. The Police Family Support Team will consist of the following personnel:

- **Executive Liaison:** The Captain of the Division the member was assigned to. The Executive Liaison will keep all agency personnel up to date on the plans and arrangements as he/she receives that information from the Family Liaison Officer.
- **Family Liaison Officer(s):** One or more officer(s) designated by the Chief of Police and agreed upon by the family, who coordinates the wishes of the family and the activities of the Family Support Team. This includes making arrangements for travel and lodging for family members. These officers will be responsible for attending to the needs of the family of the agency member killed or seriously injured. This position will be the coordinating point for planning of any visitation at the funeral home, the actual funeral and follow-up care for the family. Personnel assigned to this task will be accessible to the family at all times from the time they are notified through the end of the funeral, and following, as necessary. This assignment is responsible for assuring that the wishes of the family are followed closely throughout the funeral planning process and funeral. The family liaison representative(s) will work closely with the Executive Liaison during the process to obtain necessary approval for any expenditures.
- **Benefits Coordinator:** The Risk Management Lieutenant will be responsible for coordinating all benefits for which the member and his/her family are eligible. These

# Kirkland Police Department

## Kirkland PD Policy Manual

### *Departmental Response to Serious Injury or Death of a Member*

---

benefits will be maintained in a handbook that will be reviewed and updated on an annual basis. The benefit explanation booklet available through Concerns of Police Survivors shall be a part of this handbook. The Benefits Coordinator will work in conjunction with Human Resources to assemble this information as soon as possible upon the death of a member and coordinate with the Family Liaison Officer to provide this information to the survivors. The Benefits Coordinator will also coordinate the preparation and filing of the necessary paperwork for these benefits on behalf of the family, as well as check the status of the claims until the benefits are paid to the survivor.

- **Press Information Officer:** The Chief of Police will designate the PIO. The PIO will coordinate all press releases and arrange for media coverage of any funeral services. Absolutely no information regarding the death of an employee shall be released to the media prior to the deceased personnel's family being notified. In addition, all subsequent media releases, reports, etc., shall be provided to the family of the employee prior to their release to the public.
- **Traffic Coordinator:** The Lieutenant in charge of the Traffic Division will be responsible for coordinating and conducting any and all movements of vehicles involved in a funeral operation. This includes arranging for traffic control at intersections.
- **Honor Guard Coordinator:** A Department representative will be in charge of either assembling an Honor Guard comprised of officers closest to the deceased or request for assistance from an outside agency.

#### 1022.5.1 OUTSIDE ASSISTANCE

The Chief of Police may request assistance from outside agencies and organizations in order to assist the Police Family Support Team and assist with the funeral planning. These may include, but are not limited to, the following organizations that assist agencies and families when an officer is killed in the line of duty .

- **Behind the Badge Foundation:** This organization exists in order to provide comprehensive support to Washington State's law enforcement agencies, families and communities after a line of duty death or when an officer suffers a serious injury.
- **Concerns of Police Survivors, Inc.:** This organization exists in order to provide resources to assist in the rebuilding of the lives of surviving families and affected co-workers of law enforcement officers killed in the line of duty as determined by Federal criteria. Furthermore, C.O.P.S. provides training to law enforcement agencies on survivor victimization issues and educates the public of the need to support the law enforcement profession and its survivors.

# Kirkland Police Department

## Kirkland PD Policy Manual

### *Departmental Response to Serious Injury or Death of a Member*

---

#### **1022.6 FULL DEPARTMENT HONORS**

Full Departmental Honors are the rendering of honors at the funeral of a member of the Department who died in the line-of-duty. Upon approval of the family, Full Departmental Honors may include, but are not limited to:

- Request will be made to the City Manager for the City of Kirkland flag to be flown at half-staff from the time of death to the day after the funeral.
- All members of the Department with badges will place a black sash or ribbon on it. The sash is to be worn horizontally across the badge from the time of death to the day after the funeral.
- An Honor Guard representative may be assigned to the funeral parlor during viewing times at the discretion of the Chief of Police.
- A United States burial flag or a Law Enforcement Line of Duty Death flag will be provided to drape the casket.
- Colors will be posted by the Honor Guard at the committal service.
- Flag folding ceremonies may be conducted by the Honor Guard at the committal service.
- The flag will be presented to the family by the Chief of Police or his/her designate.
- A 21-gun salute or a 21-bell tribute may be performed by the Honor Guard at the committal service if appropriate.
- "Taps" may be played at the committal service.
- A bagpiper may play at the committal service.
- A police motorcycle escort will be provided for the funeral procession.
- Other Law Enforcement honors as deemed appropriate.

#### **1022.6.1 DEPARTMENT HONORS**

Department Honors are the rendering of the honors at the funeral of a member of the Department where the cause of death was not in the course or scope of the member's employment. The following Departmental Honors may be rendered, upon request of the family:

- All members of the Department with badges will place a black sash or ribbon on it. The sash is to be worn horizontally across the badge from the time of death until after the funeral, unless deemed otherwise by the Chief of Police.
- A United States flag or a Law Enforcement flag will be provided to drape the casket.
- Flag folding ceremonies may be conducted by the Honor Guard.
- The flag may be presented to the family by the Chief of Police or his/her designate.

# Kirkland Police Department

## Kirkland PD Policy Manual

### *Departmental Response to Serious Injury or Death of a Member*

---

- A police motorcycle escort may be provided for the funeral procession at the direction of the Chief of Police.

#### **1022.7 FUNERAL PROTOCOL**

##### Memorial and Funeral Services:

- The word chapel is interpreted to include the church, funeral home, or other inside location where a memorial or funeral service is held, other than the committal service.
- The word casket is interpreted to include any receptacle containing the remains of the deceased, including cremated remains.
- The words cover and uncover are interpreted to be the placing of a hat and the removing of a hat from one's head

When inside the chapel, the following will apply:

- Honor Guard members posted at the casket will remain covered.
- All other personnel with hats will remain uncovered and will carry the hat under the non-gun side when not seated.
- When outside the chapel, all personnel wearing hats will remain covered at all times.

Committal Services: At a law enforcement funeral, persons in uniform will come to ATTENTION and will execute a hand salute at the command, PRESENT ARMS. All other personnel, not in uniform, will place their right hand over the heart at the command, PRESENT ARMS, which will be given:

- Any time the flag is being moved;
- When the casket is moved from the site of the funeral/memorial service to the hearse, or from the hearse to the site of the committal service;
- During the firing of volleys;
- While "Taps" is being played;
- Or as otherwise ordered by the Ceremonial Commander

The hand salute or the right hand over the heart will be held until the command, ORDER ARMS, is given. In accordance with military custom, hats will not be removed outside for prayers, but all personnel will bow their heads, as a sign of respect. Uniformed personnel, when not at ATTENTION, will remain in the position of PARADE REST during the outside committal service.

## Personal Appearance Standards

### 1023.1 PURPOSE AND SCOPE

In order to project uniformity and neutrality toward the public and other members of the department, employees shall maintain their personal hygiene and appearance in a manner that projects a professional image appropriate for this department and for their assignment.

The Chief of Police shall have final authority and judgment on all matters affected by this policy and may grant waivers solely at his/her discretion.

### 1023.2 GROOMING STANDARDS

Unless otherwise stated, and because deviations from these standards could present officer safety issues, the following appearance standards shall apply to all employees, except those whose current assignment would deem them not appropriate, and where the Chief of Police has granted exception.

#### 1023.2.1 HAIR

Hairstyles of all members shall be neat in appearance. If tints, dyes, or bleach applications are used on hair, the resulting coloration must be natural in appearance. Hairstyles of all members shall be neat in appearance. Hair coloring is allowed if it is professional and appropriate. Extreme or unconventional hair colors such as orange, green, purple and blue are not permitted. Hairstyles should be neither exaggerated nor overly eccentric. Wigs or hairpieces must also meet these standards.

Male personnel of the Department will limit the length of their hair to no longer than the top of their shirt collar, measured when standing at attention with a level, horizontal gaze. The hair may not touch the collar. The hair shall be kept groomed in a manner that does not obstruct their vision and will be neatly trimmed above the ear.

Commissioned and Special Commissioned female personnel in uniform shall wear their hair in a manner that is professional in appearance, will not interfere with the normal wearing of their issued gas mask, and will not interfere with the safe performance of duties or pose an undue officer safety risk. Hair shall be kept groomed in a manner that does not obstruct their vision. Hair may not be longer than the bottom of the shirt collar, measured when standing at attention with a level, horizontal gaze, unless it is secured in a tightly wrapped braid or ponytail.

Commissioned and Special Commissioned female personnel who are not in uniform, as well as non-sworn female employees, may wear their hair down, but in a professional, businesslike manner.

#### 1023.2.2 FACIAL HAIR

Personnel shall be clean shaven, except that short and neatly trimmed mustaches, goatees and beards are permitted. Mustaches shall not exceed below a horizontal point extending from the corners of the mouth, nor extend more than one-quarter inch beyond a vertical line drawn at the corner of the mouth. Beards shall be well-groomed, not to exceed one-quarter inch in length or



# Kirkland Police Department

## Kirkland PD Policy Manual

### *Personal Appearance Standards*

---

below the jawline. Goatees shall be well-groomed, not to exceed one-quarter inch in length or below the jawline, and shall consist both of a mustache and a full bearded chin, not to exceed one-quarter inch past the outer edge of the mouth.

Personnel shall be clean-shaven except for a short and neatly trimmed mustache at the order of the Chief of Police, and when participating in either a Superior Court trial or a Federal Court trial.

#### 1023.2.3 SIDEBURNS

Neatly trimmed sideburns are permitted. Sideburns shall not exceed 1" in width and shall not extend below the bottom of the outer ear opening (the top of the earlobes).

#### 1023.2.4 FINGERNAILS

Fingernails extending beyond the tip of the finger can pose a safety hazard to officers or others. For this reason, fingernails shall be trimmed so that no point of the nail extends beyond the tip of the finger. Non-sworn personnel who do not have physical contact with the public may have nails that extend past the tip of the finger, so long as it does not interfere with their work.

#### 1023.2.5 JEWELRY AND ACCESSORIES

No jewelry or personal ornaments shall be worn by officers on any part of the uniform or equipment, except those authorized within this manual.

Commissioned and Special Commissioned personnel are limited to the wearing of one ring on each hand, a medical bracelet and a wristwatch. A wedding set shall be defined as one ring. Rings may not be of a size, design, or style that interferes with the employee's normal operational duties, with specific emphasis on safe handling and operation of firearms and other equipment. Non-sworn police personnel may wear finger rings of a size, design, or style that does not pose a safety risk, nor interfere with the member's normal operational duties.

Commissioned and Special Commissioned personnel may wear up to two pairs of earrings while on duty (simple stud or post-type earrings). Non-sworn police personnel may wear up to two pairs of earrings while on duty. The earrings must be consistent with a professional businesslike appearance. Earrings may be worn in the ear lobe only.

Non-sworn personnel - may wear a single piercing on the side of the nose, but it must be limited to a small, discreet stud no larger than 3mm..

No other jewelry, to include visible body piercings will be allowed while on duty, unless specifically authorized by the Chief of Police, or his/her designee.

Commissioned and Special Commissioned female personnel - If the hair is worn up, no hairpins or bobby pins may be worn due to the potential officer safety risk. Elastic hair ties, combs, barrettes and headbands may be used as long as they are neutral in color.

Non-sworn female personnel - Hairpins, combs, barrettes, hair ties, headbands and bobby pins may be worn, but must be professional in appearance, neutral in color and not pose a safety risk.

# Kirkland Police Department

## Kirkland PD Policy Manual

### *Personal Appearance Standards*

---

All other accessories, such as sun glasses, nail polish, eye glasses, etc., shall be conservative in nature and professional in appearance. Mirrored sunglasses will not be worn with any uniform.

Medical and religious necklaces may be worn under the uniform shirt. Necklaces shall not be visible above the collar and shall not pose a safety risk, nor interfere with the employee's normal operational duties.

#### **1023.3 TATTOOS**

Definitions:

**Tattoo:** The act or practice of marking the skin with indelible or semi-permanent designs, forms, figures, art, etc., by making punctures in the skin and inserting pigment, or applying substances to the skin.

**Unauthorized tattoo:** Unauthorized is defined as any tattoo that is considered inappropriate, unprofessional or offensive.

**Approved tattoo:** A tattoo that: a) Was pre-existing on, approved and grandfathered in for an employee with a hire date prior to November 1, 2007; b) Has been submitted to and approved by the Tattoo Approval Committee; or 3) Has been expressly granted a waiver by the Chief of Police.

**Unapproved tattoo:** An unapproved tattoo is a visible tattoo that: a) Was not pre-existing on, approved, and grandfathered in for an employee with a hire date prior to November 1, 2007; b) Has not been submitted for approval to the Tattoo Approval Committee; or c) Has been denied by the Tattoo Approval Committee.

##### **1023.3.1 TATTOOS-GENERAL RULES AND REGULATIONS**

Unapproved tattoos shall not be visible on any member of the Department while on-duty or representing the Department in any official capacity.

The display of any unauthorized tattoo considered inappropriate, unprofessional or offensive, regardless of its location, by any member of the Department while on-duty or representing the Department in any capacity is prohibited.

##### **1023.3.2 TATTOOS VISIBLE WHILE ON DUTY**

Approved tattoos are allowed to be visible on any member of the Department while on duty.

##### **1023.3.3 PROHIBITED TATTOOS**

Tattoos and body art on the head, face, neck, scalp or hands, except for those listed in "EXCEPTIONS/SPECIAL EXEMPTIONS" section below are prohibited.

Tattoos and body art elsewhere on the body that are prejudicial to good order, discipline and morale, or are of a nature to bring discredit upon the Department are prohibited.

Tattoos and body art that advocate or symbolize gang affiliation, violence, supremacist or extremist groups, or drug use are prohibited.

# Kirkland Police Department

## Kirkland PD Policy Manual

### *Personal Appearance Standards*

---

Authorization for any approved visible tattoo and/or body art may be rescinded at any time by the Chief of Police if any element of the tattoo or body art is later determined to advocate or symbolize gang affiliation, violence, supremacist or extremist groups, or drug use. If authorization for a tattoo or body art is rescinded, that tattoo or body art shall be covered while on-duty or when representing the Department in any official capacity.

#### 1023.3.4 APPROVAL PROCESS FOR VISIBLE TATTOOS (EXISTING OR NEW)

1. Any member of the Department wishing to display a visible tattoo may submit a "Tattoo Approval Form" (located on the H: drive in KPD Master Forms) with a digital photograph of either an existing tattoo or the artwork of a proposed tattoo for approval. Each existing or proposed tattoo must be submitted separately for approval. Large tattoos should be submitted as one piece, but more than one photograph may be required to capture the entire tattoo. All forms and photos shall be submitted to the Risk Management Lieutenant for subsequent review by the Tattoo Approval Committee.

2. The Tattoo Approval Committee should review a submission and issue either an approval or denial letter within 30 days. The Department member submitting the approval form may be required to meet with a Committee member to discuss any details of the tattoo(s) during the approval process.

3. Upon approval by the Committee, tattoos may be visibly displayed (within policy guidelines) while on duty. Only approved tattoos may be displayed if there is more than one tattoo on the arm or leg. Submitting every tattoo for approval at the same time is encouraged.

4. All tattoo submissions, whether approved or denied, will be retained and stored in a limited access folder on the H: drive.

#### 1023.3.5 EXCEPTIONS/SPECIAL EXEMPTIONS

1. Department members hired prior to November 1, 2007, who had visible tattoo(s) already approved are exempt from the Tattoo Approval Committee process unless they wish to add additional tattoos that were not inked prior to that date.

2. A single ring tattoo may be visible in conjunction with, or in place of, a wedding band or wedding ring set on the ring finger of the left hand. The width of the ring tattoo is not to exceed 1/2 inch. This tattoo is still subject to the tattoo approval process.

#### 1023.3.6 TATTOO APPROVAL COMMITTEE

A Tattoo Approval Committee will convene and review all submissions. The Committee's purpose is to ensure compliance with this policy and to make a recommendation to the Chief of Police.

Responsibilities, Membership and Authority of the Tattoo Approval Committee:

- (a) The Tattoo Approval Committee reviews all documentation submitted for visible tattoo approval.
- (b) The Tattoo Approval Committee shall consist of the following members:

# Kirkland Police Department

## Kirkland PD Policy Manual

### *Personal Appearance Standards*

---

1. A member of Command Staff, usually the Risk Management Lieutenant, appointed by the Chief of Police, or his/her designee, who will be designated as chairperson.
  2. A Guild Executive Board member.
  3. An employee who has authorized tattoo(s) who will be appointed by the designated chairperson. Persons wishing to be considered to serve on the Committee should contact the Risk Management Lieutenant who will maintain a pool from which Committee members will be selected. There will be no permanent members of the Committee.
  4. One other member of the same rank and/or job classification as the employee requesting tattoo approval who will be appointed by the designated chairperson.
- (c) In the event any of the above personnel are unavailable due to illness, vacation, or for other reasons, the Chief of Police, or his/her designee, will appoint an alternate to fill the vacancy until a response to the request, in the form of an approval or denial, has been completed.

#### **1023.4 BODY MODIFICATION, SCARIFICATION, BRANDING, MUTILATION, ALTERATION OR PIERCING**

##### Definitions:

Scarification: The act of intentional cutting of the skin for the purpose of creating a design, form, figure or art.

Branding: The act of intentional burning of the skin for the purpose of creating a design, form, figure or art.

Modification, Mutilation, Alteration: Any intentional, unnecessary procedure that deliberately changes the body for aesthetic or personal reasons and causes deviation from normal anatomical features which is not medically required.

Piercing: The act of creating a hole in any part of the body for the purpose of inserting an object, jewelry or ornamentation.

##### **1023.4.1 GENERAL RULES AND REGULATIONS**

Body modification, alteration, scarification, branding or mutilation which is visible while on duty or representing the Department in any official capacity is prohibited. With the exception of up to two sets of stud-type earrings in the earlobes only, no ornaments, body jewelry, appliances, etc., shall be worn in any visible pierced body part while on duty. Any part of the body including, but not limited to, the face, nose, eyebrows, tongue, lips, chin or cheeks, which is pierced and visible while on duty is prohibited. Body piercing or alteration to any area of the body visible in any authorized uniform or attire that is a deviation from normal anatomical features and which is not medically required is also prohibited. Such body alteration includes, but is not limited to:

- (a) Tongue splitting or piercing.
- (b) The transdermal implantation of any material other than hair replacement.

# Kirkland Police Department

## Kirkland PD Policy Manual

### *Personal Appearance Standards*

---

- (c) Abnormal shaping of the ears, eyes, nose or teeth.
- (d) Branding or scarification.
- (e) Ear gauging

## Uniform Regulations

### 1024.1 PURPOSE AND SCOPE

The uniform policy of the Kirkland Police Department is established to ensure that uniformed officers will be reasonably identifiable to the public through the proper use and wearing of department uniforms. [Appendix A Update 041123](#) (RCW 10.116.050).

Employees should also refer to the following associated policies:

- Department Owned and Personal Property.
- Body Armor.
- Personal Appearance Standards.
- Body Worn Cameras

The Uniform and Equipment Specifications is maintained and periodically updated by the Chief of Police or his/her designee. Appendix A should be consulted regarding authorized equipment and uniform specifications.

The Kirkland Police Department will provide uniforms for all employees required to wear them in the manner, quantity and frequency agreed upon in the respective employee group's collective bargaining agreement.

The Administrative Lieutenant, or their designee, is responsible for obtaining bids for all issued items, managing uniform/equipment stock, determining serviceability, and issuing or returning items.

Employees will only utilize department uniforms and equipment for its intended purpose in accordance with established departmental procedures and will not abuse, damage, or lose that equipment. They will maintain all department uniforms and equipment assigned to them in good condition. Employees will not convert department equipment to their own use.

Employees will turn in all department uniforms and equipment assigned to them as directed.

Upon termination of employment, all department-owned property in an employee's possession must be promptly returned.

Upon retirement, commissioned employees in good standing may request, in writing, authorization from the Chief of Police to retain their Command Dress uniform and/or Class A uniform and certain equipment. A list of the uniform pieces and allowed equipment can be found in Appendix A.

The Chief of Police is the final arbitrator on what is allowed to be worn by on-duty personnel.

#### 1024.1.1 DEFINITIONS

**Reasonably identifiable** – The officer's uniform clearly displays the officer's name or other information that members of the public can see and the department can use to identify the officer (RCW 10.116.050).

# Kirkland Police Department

## Kirkland PD Policy Manual

### *Uniform Regulations*

---

#### **1024.2 POLICY**

The Kirkland Police Department will provide uniforms for all employees who are required to wear them in the manner, quantity, and frequency agreed upon in the respective employee group's collective bargaining agreement. The Department may provide other department members with uniforms at the direction of the Chief of Police.

All uniforms and equipment issued to department members shall be returned to the Department upon termination or resignation unless granted permission as outlined in this policy.

#### **1024.3 WEARING AND CONDITION OF UNIFORM AND EQUIPMENT**

Police employees wear the uniform to be identified as the law enforcement authority in society. The uniform also serves an equally important purpose to identify the wearer as a source of assistance in an emergency, crisis or other time of need.

- (a) Uniform and equipment shall be maintained in a serviceable condition and shall be ready at all times for immediate use. Uniforms shall be neat, clean, and appear professionally pressed.
- (b) All peace officers of this department shall possess and maintain at all times, a serviceable uniform and the necessary equipment to perform uniformed field duty.
- (c) Personnel shall wear only the uniform specified for their rank and assignment.
- (d) The uniform is to be worn in compliance with the specifications set forth in this Policy and in Appendix A.
- (e) The uniform is to be worn in a manner that clearly displays the officer's nameplate or name tag, such that members of the public can see the name displayed in order to readily identify the officer.
- (f) All supervisors will perform periodic inspections of their personnel to ensure conformance to these regulations.
- (g) Civilian attire shall not be worn in combination with any distinguishable part of the uniform.
- (h) Uniforms are only to be worn while on duty, while in transit to or from work, for court, or at other official department functions or events.
- (i) If the uniform is worn while in transit, an outer garment shall be worn over the uniform shirt so as not to bring attention to the employee while he/she is off duty.
- (j) Employees are not to purchase or drink alcoholic beverages while wearing any part of the department uniform, including the uniform pants.
- (k) Eyeglasses and sunglasses shall be conservative in nature and professional in appearance. Mirrored sunglasses will not be worn with any Department uniform.
- (l) Visible jewelry, other than those items listed below, shall not be worn with the uniform unless specifically authorized by the Chief of Police or his/her designee.
  1. Wrist watch.

# Kirkland Police Department

## Kirkland PD Policy Manual

### *Uniform Regulations*

---

2. Wedding ring(s), class ring, or other ring of tasteful design. A maximum of one ring/set may be worn on each hand. A wedding set shall be defined as one ring. Rings may not be of a size, design or style that interferes with the employee's normal operational duties, with specific emphasis on safe handling of firearms and other equipment.
3. Medical alert bracelet.
4. Up to two pairs of simple stud or post-type earrings.
5. Medical and religious necklaces may be worn under the uniform shirt and shall not be visible, pose a safety risk or interfere with the employee's normal operational duties.

#### 1024.3.1 DEPARTMENT ISSUED IDENTIFICATION

The Department issues each employee an official department identification card bearing the employee's name, identifying information and photo likeness. All employees shall be in possession of their department issued identification card at all times while on duty. All commissioned officers are required to be in possession of their department issued identification card while off duty, if they are choosing to carry a concealed weapon under the commissioned officer RCW exemption. (RCW 9.41.060)

- (a) Whenever on duty or acting in an official capacity representing the department, employees shall display their department issued identification in a courteous manner to any person upon request and as soon as practical.
- (b) Officers working specialized assignments may be excused from the possession and display requirements when directed by their Division Deputy Chief.
- (c) No person shall possess an identification card not specifically issued to them.
- (d) Identification cards shall be surrendered to the Chief of Police or his designee upon promotion, suspension, retirement or separation from service.

#### 1024.4 UNIFORM CLASSES

##### 1024.4.1 DRESS UNIFORM

The Dress uniform is to be worn by members of the command staff. It may be worn on special occasions such as funerals, graduations, ceremonies, or as directed by the Chief of Police. See Appendix A for what is included in the dress uniform.

##### 1024.4.2 CLASS A UNIFORM

The Class A uniform is to be worn on special occasions such as funerals, graduations, ceremonies, or as directed. The Class A uniform is required for all commissioned and special commissioned officers. See Appendix A for the Class A uniform specifications.

##### 1024.4.3 CLASS B UNIFORM

All commissioned and special commissioned officers will possess and maintain a serviceable Class B uniform at all times. See Appendix A for the Class B uniform specifications.



# Kirkland Police Department

## Kirkland PD Policy Manual

### *Uniform Regulations*

---

#### 1024.4.4 SPECIALIZED UNIT UNIFORMS

The Chief of Police may authorize special uniforms to be worn by officers in specialized units such as Canine Team, SWAT, Bicycle Patrol, Motor Officers and other specialized assignments.

#### 1024.4.5 POLICE SUPPORT ASSOCIATES, PARKING ENFORCEMENT OFFICER AND EVIDENCE TECHNICIANS UNIFORMS

All Police Support Associates, Parking Enforcement Officers and Evidence Technicians shall be issued an authorized uniform to wear on a daily basis. See Appendix A for the uniform specifications.

#### 1024.4.6 OUTERWEAR

The department shall provide all uniform personnel with a uniform jacket and a high visibility reversible rain coat, which shall be the only authorized jackets worn with a uniform. See Appendix A for uniform jacket specifications.

The department shall provide all plain clothes sworn personnel with an appropriate jacket for inclement weather that has a concealable cloth badge and police identification placards on the back and front.

The department shall provide Evidence Techs and Parking Enforcement Officers an appropriate jacket for inclement weather.

### **1024.5 INSIGNIA AND PATCHES**

- (a) **Shoulder Patches** - The authorized shoulder patch supplied by the Department shall be machine stitched to the sleeves of all uniform shirts and jackets, three-quarters of an inch below the shoulder seam of the shirt and be bisected by the crease in the sleeve.
- (b) **Service stripes, stars, etc.** - Service stripes and other indicators for length of service may be worn on long sleeved shirts and jackets. They are to be machine stitched onto the uniform. The bottom of the service stripe shall be sewn the width of one and one-half inches above the cuff seam with the rear of the service stripes sewn on the dress of the sleeve. The stripes are to be worn on the left sleeve only.
- (c) The regulation nameplate, or an authorized sewn on cloth nameplate, shall be worn at all times while in uniform. The nameplate shall display the employee's first and last name. If an employee's first and last names are too long to fit on the nameplate, then the initial of the first name will accompany the last name. If the employee desires other than the legal first name, the employee must receive approval from the Chief of Police. The nameplate shall be worn and placed above the right pocket located in the middle, bisected by the pressed shirt seam, with equal distance from both sides of the nameplate to the outer edge of the pocket.
- (d) When a jacket is worn, the nameplate or an authorized sewn on cloth nameplate shall be affixed to the jacket in the same manner as the uniform.

# Kirkland Police Department

## Kirkland PD Policy Manual

### *Uniform Regulations*

---

- (e) Assignment Insignias - Assignment insignias, (SWAT, FTO, etc.) may be worn as designated by the Chief of Police.
- (f) Flag Pin - A flag pin may be worn, centered above the nameplate.
- (g) Badge - The department-issued badge, or an authorized sewn on cloth replica, must be worn and visible at all times while in uniform.
- (h) Rank Insignia - The designated insignia indicating the employee's rank must be worn at all times while in uniform. The Chief of Police may authorize exceptions.

#### **1024.5.1 MOURNING BADGE**

Uniformed employees should wear a black mourning band across the uniform badge whenever a law enforcement officer is killed in the line of duty. The following mourning periods will be observed:

- (a) An officer of this department - From the time of death until midnight on the 14th day after the death.
- (b) An officer from this or an adjacent county - From the time of death until midnight on the day of the funeral.
- (c) Funeral attendee - While attending the funeral of an out of region fallen officer.
- (d) National Peace Officers Memorial Day (May 15th) - From 0001 hours until 2359 hours.
- (e) As directed by the Chief of Police.

#### **1024.6 CIVILIAN ATTIRE**

There are assignments within the Department that do not require the wearing of a uniform because recognition and authority are not essential to their function. There are also assignments in which the wearing of civilian attire is necessary. All personnel that are issued a uniform are required to have a complete and proper uniform available in their Department locker in case circumstances dictate that they wear their uniform on short notice.

- (a) All employees shall wear clothing that fits properly, is clean and free of stains, and not damaged or excessively worn.
- (b) All male administrative, investigative and support personnel who elect to wear civilian clothing to work shall wear, at a minimum, button down style shirts with a collar and dress pants. "Polo" style shirts and cargo pocket type pants are not approved for wear except on Business Casual Fridays.
- (c) All female administrative, investigative, and support personnel who elect to wear civilian clothes to work shall wear dresses, dress pants, shirts, blouses, or suits which are moderate in style. Cargo pocket type pants are not approved to wear except on Business Casual Fridays.
- (d) The following items shall not be worn on duty:
  1. T-shirt alone.

# Kirkland Police Department

## Kirkland PD Policy Manual

### Uniform Regulations

---

2. Tennis shoes or flip-flops.
  3. Sandals (applies only to commissioned personnel, all other personnel are allowed to wear dress sandals unless specifically prohibited in Appendix A).
  4. Swimsuit, tube tops, or halter-tops.
  5. Spandex type pants or see-through clothing.
  6. Distasteful printed slogans, buttons or pins.
- (e) Variations from this order are allowed at the discretion of the Chief of Police or designee when the employee's assignment or current task is not conducive to the wearing of such clothing.
- (f) No item of civilian attire may be worn on duty that would adversely affect the reputation of the Kirkland Police Department or the morale of the employees.

### Business Casual Apparel

The following guidelines relating to Business Casual Apparel shall apply to non-uniformed employees of the Police Department on Fridays. For scheduling purposes, Business Casual Friday shall be defined as when the majority of your shift falls on the calendar Friday.

- (a) Business Casual Apparel is described as professional apparel that is at least equivalent to, or better than, the existing Department issued pants and "Polo" shirts worn by Police Support Associates. The items listed under "d" above are not considered Business Casual Apparel and shall not be worn.
- (b) Cargo pocket type pants are only allowed to be worn on Business Casual Fridays.

The Chief of Police is the final arbitrator in what is allowed to be worn by on-duty personnel.

### **1024.7 POLITICAL ACTIVITIES, ENDORSEMENTS, AND ADVERTISEMENTS**

While employees are not restricted from engaging in the following activities as private citizens or as authorized members of a recognized bargaining unit or officer associations, employees may not represent or purport to represent the Kirkland Police Department in order to do any of the following, unless specifically authorized by the Chief of Police:

- (a) Endorse, support, oppose or contradict any political campaign or initiative.
- (b) Endorse, support, oppose or contradict any social issue, cause or religion.
- (c) Endorse, support or oppose any product, service, company or other commercial entity.
- (d) Appear in any commercial, social or non-profit publication or any motion picture, film, video, public broadcast or any website.

Additionally, when it can reasonably be construed that an employee, acting in his/her individual capacity or through an outside group or organization (e.g. bargaining group), is representing this department, the employee shall give a specific disclaiming statement that any such speech or expression is not representative of the Kirkland Police Department. Employees retain their right to

# Kirkland Police Department

## Kirkland PD Policy Manual

### *Uniform Regulations*

---

vote as they choose, to support candidates of their choice and to express their opinions as private citizens, including as authorized members of a recognized bargaining unit or officer associations, on political subjects and candidates at all times while off-duty. However, employees may not use their official authority or influence to interfere with or affect the result of an election or a nomination for office. Employees are also prohibited from directly or indirectly using their official authority to coerce, command or advise another employee to pay, lend or contribute anything of value to a party, committee, organization, agency or person for political purposes (5 USC § 1502).

#### **1024.8 EQUIPMENT - MAINTENANCE, AND REPLACEMENT**

If any of the items listed in the Uniform and Equipment Specifications are lost, stolen, or damaged in the line of duty and require repair/replacement, the employee shall immediately report the loss, theft or damage of any department issue uniform or equipment item in writing to their immediate supervisor.

Should any item need repair/replacement through routine wear, the employee shall request repair/replacement in writing to their supervisor, by using the Supplies / Equipment / Repair / Request form.

Losing, damaging or wasting department property or equipment through negligence, carelessness, or improper use may be grounds for disciplinary action. The employee responsible for such a loss, damage, or waste may be charged for the property in question.

#### **Optional Equipment:**

- (a) Any of the items listed in Appendix A as optional shall be purchased totally at the expense of the employee. No part of the purchase cost shall be offset by the Department for the cost of providing the Department issued item.
- (b) Maintenance of optional items shall be the financial responsibility of the purchasing employee. For example, repairs due to normal wear and tear.
- (c) Replacement of items listed in this order as optional shall be done as follows:
- (d) When the item is no longer functional because of normal wear and tear, the employee bears the full cost of replacement.
  - 1. When the item is no longer functional because of normal wear and tear, the employee bears the full cost of replacement.
  - 2. When the item is no longer functional because of damage in the course of the employee's duties, it shall be replaced following the procedures for the replacement of damaged personal property (See the Department Owned and Personal Property Policy).

#### **1024.8.1 PREGNANT EMPLOYEES**

Pregnant uniformed employees and employees returning from maternity leave who usually wear uniforms on a day-to-day basis will be provided with maternity uniforms, if requested.

# Kirkland Police Department

## Kirkland PD Policy Manual

### *Uniform Regulations*

---

When a pregnant Department employee notifies her immediate supervisor of her pregnancy, the employee will be provided with an equipment/supply/repair request form to apply for a maternity uniform at a later date.

A pregnant Department employee may utilize her discretion as to when to begin wearing a maternity uniform.

Consistent with a pregnant Department employee's doctor's advice, a pregnant employee may wear a maternity uniform until a modified duty position is requested and approved. The maternity uniform is also available following return to full time regular duty.

#### **1024.9 UNAUTHORIZED UNIFORMS, EQUIPMENT, APPAREL AND ACCESSORIES**

Kirkland Police Department employees may not wear any uniform item, piece of equipment, apparel item or accessory unless specifically authorized in this Policy Manual, Appendix A or by the Chief of Police or designee.

Kirkland Police Department employees may not use or carry any safety item, tool or other piece of equipment unless specifically authorized in this Policy Manual, Appendix A or by the Chief of Police or designee.

# Police Explorer Program

## 1025.1 PURPOSE AND SCOPE

Law Enforcement Exploring is a career orientation and experience program for young people contemplating a career in the field of criminal justice. Its mission is to offer young adults, ages 14-21, interested in a career in law enforcement, a personal awareness of the criminal justice system through training, practical experiences and other activities.

Unless otherwise stated in this policy, Explorers shall be governed by the Kirkland Police Explorer Manual.

## 1025.2 ELIGIBILITY REQUIREMENTS

Explorers must meet the following minimum eligibility requirements:

- (a) The candidate must be at least fourteen years of age and out of the eighth grade, or fifteen to twenty one years of age.
- (b) The candidate must apply to the Explorer Post using an Explorer Post application. The candidate must then pass a background examination, including, but not limited to, a criminal records check.
- (c) The candidate must receive parental approval and signatures on those sections of the application requiring them.
- (d) The applicant must be of sound moral character and possess good habits, including good driving habits.
- (e) The applicant must have a grade point average of 2.5 or above. Explorers must maintain this GPA while they are members of the post.
- (f) All appointees must complete the Washington State Law Enforcement Explorer Academy, as soon as possible, upon being accepted into the Post.
- (g) The candidate must successfully complete a six-month probationary period.

## 1025.3 SUPERVISORY RESPONSIBILITY

The Kirkland Police Explorer Post falls under the Professional Standards Division and the Risk Management Section for organizational purposes. The Training Sergeant will ordinarily be responsible for the overall coordination of the Explorer Post.

Supervisory responsibility for the Post shall be assigned to a commissioned officer who shall act as the Post's head advisor. They will report to the Training Sergeant.

The Chief of Police shall approve all Explorer advisor's.

### 1025.3.1 EXPECTATIONS

- (a) Explorers are not commissioned or special commissioned officers

# Kirkland Police Department

## Kirkland PD Policy Manual

### *Police Explorer Program*

---

- (b) Explorers shall be assigned tasks by the Kirkland Police Department, but are not given duties requiring sworn officer status. Examples of these tasks may include, but are not limited to, the following:
  - 1. Assist with monitoring traffic at private and municipal parking lots during community functions.
  - 2. Assist with community events such as charity functions and city events.
  - 3. Provide assistance as role players for training events with the Kirkland Police Department.
- (c) Explorers have no property interest in their positions, and serve at the pleasure of the Chief of Police. The services of a Explorer may be terminated as necessary.
- (d) Explorers are required to abide by all Kirkland Police Department General Orders, SOP's, Canons of Ethics, or otherwise directed.
- (e) Explorers are responsible for maintaining confidentiality of all information to which they are exposed while accessing department records. Failure to maintain confidentiality will result in termination of the relationship with the department.
- (f) Each Explorer who is accepted to a position with the department shall have a clearly identified supervisor who is responsible for direct management of that Explorer. This supervisor shall be responsible for day-to-day management and guidance of the work of the Explorer, and shall be available to the Explorer for consultation and assistance.

#### **1025.4 ORIENTATION AND TRAINING**

Newly appointed Explorers will receive an orientation of the organization on the nature and purpose of the Department and an orientation on the nature and operation of the program.

Explorers will receive training to provide them with the information and skills necessary to perform their assignment. The timing and methods of delivery of such training should be appropriate to the complexity and demands of the position and the capabilities of the Explorer.

Explorers will be instructed in Department rules and regulations that apply to them.

The Explorer Post Advisors shall be responsible for providing training opportunities for the Explorer Post and assuring that Post members comply with the guidelines stated in the Explorer Post Manual.

#### **1025.5 EXPLORER UNIFORMS**

Explorer uniform dress code is described in the Kirkland Police Explorer Manual under sections 050.05.15, and Explorer uniforms are clearly distinguishable from the commissioned officer uniforms. Explorers are expected to maintain an acceptable appearance consistent with a professional organization. Uniforms and equipment shall be clean and well maintained.

# Kirkland Police Department

## Kirkland PD Policy Manual

### *Police Explorer Program*

---

Kirkland Police Explorers are restricted from carrying any equipment other than what is authorized by the department. This equipment authorization is restricted to that which relates directly to the activities with which the explorers are involved.

#### **1025.6 RIDE-ALONG PROCEDURES**

All explorers are authorized to participate in the Ride-Along Program as approved by their immediate supervisor and the appropriate Patrol Sergeant. Applicable waivers must be signed in advance of the ride-along. See Ride-Along Policy.



# Nepotism and Conflicting Relationships

## 1026.1 PURPOSE AND SCOPE

The purpose of this policy is to ensure equal opportunity and effective employment practices by avoiding actual or perceived favoritism, discrimination, or actual or potential conflicts of interest by or between members of this department. These employment practices include: recruiting, testing, hiring, compensation, assignment, use of facilities, access to training opportunities, supervision, performance appraisal, discipline and workplace safety and security.

### 1026.1.1 DEFINITIONS

**Business relationship** - Serving as an employee, independent contractor, compensated consultant, owner, board member, shareholder or investor in an outside business, company, partnership, corporation, venture or other transaction where the Department employee's annual interest, compensation, investment or obligation is greater than \$250.

**Conflict of interest** - Any actual, perceived or potential conflict of interest in which it reasonably appears that a department employee's action, inaction or decisions are or may be influenced by the employee's personal or business relationship.

**Nepotism** - The practice of showing favoritism to relatives in appointment, employment, promotion or advancement by any public official in a position to influence these personnel decisions.

**Personal relationship** - Includes marriage, cohabitation, dating or any other intimate relationship beyond mere friendship.

**Public official** - A supervisor, officer or employee who is vested with authority by law, rule or regulation, or to whom authority has been delegated.

**Relative** - An employee's parent, stepparent, spouse, domestic partner, significant other, child (natural, adopted or step), sibling or grandparent.

**Subordinate** - An employee who is subject to the temporary or ongoing direct or indirect authority of a supervisor.

**Supervisor** - An employee who has temporary or ongoing direct or indirect authority over the actions, decisions, evaluation and/or performance of a subordinate employee.

## 1026.2 RESTRICTED DUTIES AND ASSIGNMENTS

The Department does not prohibit all personal or business relationships between employees. However, in order to avoid nepotism or other inappropriate conflicts, the following reasonable restrictions shall apply:

- (a) Employees are prohibited from directly supervising, occupying a position in the line of supervision or being directly supervised by any other employee who is a relative or with whom they are involved in a personal or business relationship.

# Kirkland Police Department

## Kirkland PD Policy Manual

### *Nepotism and Conflicting Relationships*

---

1. If circumstances require that such a supervisor/subordinate relationship exist temporarily, the supervisor shall make every reasonable effort to defer matters pertaining to the involved employee to an uninvolved supervisor.
  2. When personnel and circumstances permit, the Department will attempt to make every reasonable effort to avoid placing employees in such supervisor/subordinate situations. The Department, however, reserves the right to transfer or reassign any employee to another position within the same classification in order to avoid conflicts with any provision of this policy.
- (b) Employees are prohibited from participating in, contributing to or recommending promotions, assignments, performance evaluations, transfers or other personnel decisions affecting an employee who is a relative or with whom they are involved in a personal or business relationship.
  - (c) Whenever possible, PTOs and other trainers will not be assigned to train relatives. PTOs and other trainers are prohibited from entering into or maintaining personal or business relationships with any employee they are assigned to train until such time as the training has been successfully completed and the employee is off probation.
  - (d) To avoid actual or perceived conflicts of interest, members of this department shall refrain from developing or maintaining personal or financial relationships with victims, witnesses or other individuals during the course of or as a direct result of any official contact.
  - (e) Except as required in the performance of official duties or, in the case of immediate relatives, employees shall not develop or maintain personal or financial relationships with any individual they know or reasonably should know is under criminal investigation, is a convicted felon, parolee, fugitive, or registered sex offender, or who engages in serious violations of state or federal laws.

#### 1026.2.1 EMPLOYEE RESPONSIBILITY

Prior to entering into any personal or business relationship or other circumstance which the employee knows or reasonably should know could create a conflict of interest or other violation of this policy, the employee shall promptly notify his/her uninvolved, next highest level of supervisor.

Whenever any employee is placed in circumstances that would require the employee to take enforcement action or provide official information or services to any relative or individual with whom the employee is involved in a personal or business relationship, the employee shall promptly notify his/her uninvolved, immediate supervisor. In the event that no uninvolved supervisor is immediately available, the employee shall promptly notify dispatch to have another uninvolved employee either relieve the involved employee or minimally remain present to witness the action.

# Kirkland Police Department

## Kirkland PD Policy Manual

### *Nepotism and Conflicting Relationships*

---

#### 1026.2.2 SUPERVISORS RESPONSIBILITY

Upon being notified of, or otherwise becoming aware of any circumstance that could result in or constitute an actual or potential violation of this policy, a supervisor shall take all reasonable steps to promptly mitigate or avoid such violations, whenever possible. Supervisors shall also promptly notify the Chief of Police of such actual or potential violations through the chain of command.

# Domestic Violence Involving Law Enforcement Employees

## 1027.1 PURPOSE AND SCOPE

This policy establishes procedures, protocols and actions for investigating and reporting domestic violence involving employees of this and other law enforcement agencies. The intent of this policy is to ensure that law enforcement employees are held to the standards of the law regarding domestic violence (RCW 10.99.090).

### 1027.1.1 DEFINITIONS

**Agency** - Means a general authority Washington law enforcement agency as defined in RCW 10.93.020.

**Employee** - Means any person currently employed with an agency.

**Sworn Employee** - Means a general authority Washington peace officer, limited authority Washington peace officer or a specially commissioned Washington peace officer as defined in RCW 10.93.020, any person appointed under RCW 35.21.333, and any person appointed or elected to carry out the duties of the sheriff under RCW Chapter 36.28. This includes the position of Corrections Officer.

## 1027.2 DEPARTMENT RESPONSIBILITIES

The Kirkland Police Department has the following obligations (RCW 10.99.030; RCW 10.99.090):

- (a) Provide pre-hire screening procedures reasonably calculated to disclose whether an applicant for a sworn employee position has a history of domestic violence, child abuse allegations, or has been subject to protective order.
- (b) Maintain ongoing and meaningful relationships with victim advocacy groups and other domestic violence professionals in the community.
- (c) Provide education to Kirkland Police Department employees on the dynamics of interpersonal violence.
- (d) In response to observed behavior or at the request of the employee, the Kirkland Police Department may offer or recommend intervention services to employees. If domestic violence is suspected, the referral should be to a domestic violence specialist.
- (e) Any employee who becomes aware of domestic violence committed by a sworn employee must immediately report that allegation to the employee's supervisor.
- (f) Recognize that employees who disclose that they have personally engaged in criminal acts of domestic violence are not entitled to confidentiality. Such acts shall be investigated administratively and criminally as appropriate.
- (g) Provide information to employing law enforcement agencies within 24 hours of a domestic violence or domestic dispute report involving a sworn officer.
- (h) Provide information on this domestic violence policy and programs under RCW 43.20A.735 to employees and make it available to employee families and the public.

# Kirkland Police Department

## Kirkland PD Policy Manual

### *Domestic Violence Involving Law Enforcement Employees*

---

- (i) Provide victims of domestic violence by Kirkland Police Department employees a department point of contact to assist the victim through the investigative process. Consideration should be given to selecting a point of contact at least one rank higher than the perpetrator, and would ideally be someone other than the investigator.
- (j) Provide victims of domestic violence by Kirkland Police Department employees contact information about public and private nonprofit domestic violence services and information regarding relevant confidentiality policies related to the victim's information.
- (k) Respond to Kirkland Police Department employees who are alleged victims of violence at the hands of sworn employees of the Kirkland Police Department. Safety concerns and domestic violence services information will be reviewed with the victim employee.
- (l) Provide for an impartial administrative investigation and appropriate criminal investigation of all acts of domestic violence allegedly committed by a sworn employee and appropriate sanctions when it is found that an employee has committed an act of domestic violence. Administrative investigations may be conducted by the Kirkland Police Department or through agreements with other law enforcement agencies.
- (m) Consider whether to relieve a sworn employee of Department-issued weapons and suspend law enforcement powers pending resolution of an investigation.

#### 1027.2.1 SUPERVISOR RESPONSIBILITIES

Supervisors are required to:

- (a) Be aware of behaviors in their subordinates that could be indicative of domestic violence and properly process observations of such behavior.
- (b) Ensure that domestic violence incidents are properly recorded and processed according to this policy.

#### 1027.2.2 COMMAND DUTY OFFICER RESPONSIBILITIES

A command duty officer notified of an incident covered by this policy shall notify the Chief of Police promptly of such incident and:

- (a) If a Kirkland Police Department employee is involved, the command duty officer shall:
  - 1. Determine if the involved employee's law enforcement powers shall be suspended and if a duty weapon and other department-owned equipment shall be removed pending investigation outcome and possible prosecutorial charging decision.
  - 2. Issue an administrative order prohibiting contact with the victim if appropriate.
  - 3. Forwarded information on the incident to the Investigations Lieutenant and/or the Chief of Police for review and further action.
  - 4. Respond or designate a command officer to respond to a scene if the involved employee is a sergeant or above or if the situation dictates command presence.
- (b) If an employee of another law enforcement agency is involved, the command duty officer shall:

# Kirkland Police Department

## Kirkland PD Policy Manual

### *Domestic Violence Involving Law Enforcement Employees*

---

1. Verify command notification of the employing agency.
2. Verify the supervisor has offered assistance with removing weapons, police powers, or other applicable issues.
3. Ensure that the Kirkland Police Department provides appropriate reports and any other requested documentation to the employing agency.

#### 1027.2.3 DOMESTIC VIOLENCE SPECIALIST RESPONSIBILITIES

- (a) In all instances of law enforcement domestic violence, the Domestic Violence Specialist or the Domestic Violence Unit Supervisor shall:
  1. Review the report and assign the criminal investigation or coordinate with the agency of jurisdiction.
  2. Coordinate with the appropriate prosecutor's office regarding charging and prosecution.
  3. Coordinate with the appropriate domestic violence advocacy organization to assist with victim safety concerns. Victim notification of each step of the administrative process is critical to victim safety.
- (b) All completed investigations of domestic violence that reveal probable cause of a crime committed by any agency sworn employees or the agency head shall be promptly forwarded to the appropriate prosecuting authority for a charging decision.
- (c) For all situations involving an employee of this department, the Domestic Violence Specialist or Domestic Violence Unit Supervisor shall:
  1. Contact the victim.
  2. Introduce the point of contact.
  3. Provide an update regarding the administrative process.

#### 1027.3 EMPLOYEE ACTIONS

Law enforcement employees have the following obligations or entitlements (RCW 10.99.090):

- (a) Employees are entitled to seek assistance through the employee assistance program, employee peer counselors, chaplains, or psychological professionals, however, in situations where family violence is indicated a referral to a domestic violence specialist is critical.
- (b) Employees with knowledge or information about any sworn employee in violation of this policy must report in writing to their supervisor or the Investigations Lieutenant as soon as possible, but no later than 24 hours. Failure to report may subject the employee to disciplinary action.
- (c) Employees who are victims of domestic violence are encouraged to request assistance, but are not subject to punitive measures for failing to report their abuse.
- (d) Employees should be alert to the likelihood of victim or witness intimidation and shall immediately take appropriate action. This action will include but is not limited to the report to their supervisor or the Investigations Lieutenant within 24 hours.

# Kirkland Police Department

## Kirkland PD Policy Manual

### *Domestic Violence Involving Law Enforcement Employees*

---

- (e) Employees are expected to fully cooperate with the investigation of allegations under this policy but only as requested by a supervisor, the Investigations Lieutenant, or by court subpoena.
- (f) When a law enforcement agency responds to a call in which a sworn employee is alleged to have been involved in a domestic dispute or committed an act of domestic violence, the involved employee must immediately report that police response to the employee's supervisor. A written report must follow within 24 hours, subject to the agency's internal investigatory process.
- (g) When an employee becomes the subject of an investigation for child abuse or neglect, or becomes subject to an order under RCW 26.44.063 or an order of protection under RCW 7.105.100 et seq. or any equivalent order issued by another state or tribal court, that employee must immediately report the fact to the employee's supervisor. A written report must follow within 24 hours to include a copy of any order and any notices of court dates, appearances, and proceedings received by the employee.

#### **1027.4 INCIDENT RESPONSE**

Any notification of any incident of domestic violence involving any law enforcement officer requires a prompt response, full investigation, and a complete written report by this department (RCW 10.99.030). These incidents additionally require:

- (a) On-scene supervisory presence.
- (b) Notification through the chain of command to the Chief of Police of this department; and if the incident involves employees of another agency, notification of the agency head of the employing agency.
- (c) The Chief of Police may delegate responsibility for receiving such reports to a specialized unit and/or specific person. Anyone so designated the Domestic Violence Specialist or Domestic Violence Unit should have specialized training regarding the dynamics of violent relationships, victim safety and the role of advocacy. The point of contact or unit supervisor should review each referral for any potential conflict of interest
- (d) In the event of a report of domestic violence alleged to have been committed by the Chief of Police, prompt notification will be made to the employing entity's chief executive officer, or, in the case of an elected Sheriff, the County's Prosecutor.

##### **1027.4.1 RADIO RESPONSE**

Employees of NORCOM will ensure the following actions are taken:

- (a) Enter a call for service.
- (b) Notify the Shift Sergeant or appropriate supervisor. If no supervisor is available to respond to the scene, communications will notify an on-call supervisor or supervisor from another agency.
- (c) Prepare and preserve documentation of the facts of the call, including the 9-1-1 tape.

# Kirkland Police Department

## Kirkland PD Policy Manual

### *Domestic Violence Involving Law Enforcement Employees*

---

#### 1027.4.2 PATROL RESPONSE

A patrol officer responding to an incident described as domestic violence involving a law enforcement officer should, whenever possible, request a supervisory response.

- (a) The primary unit will conduct a thorough investigation, including, but not limited to:
  - 1. Photographs of the crime scene and any injuries identified.
  - 2. Statements from all witnesses, including children, if any.
  - 3. The Domestic Violence Supplemental Report Form.
  - 4. Seizure of any weapons used or referred to in the crime.
  - 5. Signed medical releases.
  - 6. Copies of dispatch (CAD) records.
  - 7. 9-1-1 call recording preserved.
  - 8. Statement of the victim; statement of the suspect.
  - 9. Determine if the victim requests any guns or specific weapons be removed for safekeeping and accommodate removal or explain the process for seeking a court order for removal.
  - 10. Complete the report as soon as possible, but prior to the completion of their shift.
- (b) Patrol units responding to suspicious circumstances, compelling third-party accounts of incidents, unexplained property damage, or other troubling events involving law enforcement officers will complete written reports of the incident.
- (c) A copy of all reports of the incident should be forwarded to the Domestic Violence Unit or Specialist. Access to the report should then be restricted to some form of "read only" version or physically secured.

#### 1027.4.3 PATROL SUPERVISOR RESPONSE

A patrol supervisor shall:

- (a) Respond whenever practical to the scene of any domestic violence incident involving sworn employees of this department regardless of jurisdiction. Supervisors will coordinate information and offer assistance to the agency of jurisdiction to provide a complete investigation.
- (b) Respond to the scene of all domestic violence incidents within the jurisdiction of the Kirkland Police Department involving any law enforcement officer.
- (c) Coordinate the investigation, applying appropriate resources and special units such as forensics, photography, domestic violence specialists, advocates and ensuring command notification.
- (d) Write a report on all incidents, whether deemed criminal or not and route it through the chain of command.



# Kirkland Police Department

## Kirkland PD Policy Manual

### *Domestic Violence Involving Law Enforcement Employees*

---

- (e) In the event of the arrest of a sworn employee of the Kirkland Police Department, contact the Chief of Police who will order the surrender of the officer's Department-issued weapons and identification. Consideration should be given to other agency equipment and inquiries made about voluntary surrender of personal weapons that may be secured for safekeeping.
- (f) In the event of the arrest of a sworn employee of another agency, contact that agency prior to custody transport and request authorization to seize that employee's agency-issued weapons or arrange for the employing agency to obtain them.
- (g) Endeavor to make a good faith effort to locate the suspect if there is probable cause for an arrest.
- (h) Explain the process to the victim, including the opportunity for applicable emergency protection orders, administrative no-contact orders, and confidentiality statutes and policies.
- (i) Provide the victim with a copy of this policy and KPD contact information, acting as the point of contact until another assignment is made.

#### **1027.5 VICTIM SAFETY ASSISTANCE AND NOTIFICATION**

The Kirkland Police Department will work with community resources and domestic violence advocacy agencies and shall make available to the victim (RCW 10.99.090):

- (a) Information on how to obtain protective orders and/or removal of weapons from the victim's home.
- (b) Assistance with obtaining such orders in coordination with domestic violence victim advocates.
- (c) A copy of this policy and any agency confidentiality policy.
- (d) Information about public and private domestic violence advocacy resources to include the Washington State Domestic Violence Hotline.
- (e) Information related to relevant confidentiality policies related to the victim's information and public disclosure as provide by law.
- (f) The Kirkland Police Department will coordinate victim notification regarding criminal and administrative investigative processes through the designated agency liaison in order to assist with victim safety.

#### **1027.6 ADMINISTRATIVE PROCESS**

The Kirkland Police Department will observe all other appropriate policies and procedures generally applicable to investigation of alleged officer misconduct. The Kirkland Police Department will respect rights of the accused employee under applicable collective bargaining agreements and case law.

Administrative investigations will be conducted through the Internal Investigations function or by an outside agency as directed by the Chief of Police.

# Kirkland Police Department

## Kirkland PD Policy Manual

### *Domestic Violence Involving Law Enforcement Employees*

---

Where sufficient information exists, the Kirkland Police Department will make appropriate restrictions to assignments, law enforcement powers, building and records access and consider administrative reassignment and/or leave.

In determining the proper course of administrative action, the Chief of Police or designee may consider consulting with treatment professionals and reviewing such factors as the employee's past conduct and history of complying with agency rules.

Agency employees may be ordered to undergo fitness for duty evaluation or assessment by a domestic violence treatment provider prior to any disposition, depending on circumstances and in accordance with administrative policy, applicable collective bargaining agreements and civil service standards.

## Department Badges

### 1028.1 PURPOSE AND SCOPE

The Kirkland Police Department badge and uniform patch as well as the likeness of these items and the name of the Kirkland Police Department are the property of the Department and their use shall be restricted as set forth in this policy.

### 1028.2 POLICY

The appropriate style uniform badge shall be issued to commissioned officers and special commissioned officers (corrections) as a symbol of authority and the use and display of departmental badges shall be in strict compliance with this policy. Only authorized badges issued by this department shall be displayed, carried or worn by members while on duty or otherwise acting in an official or authorized capacity.

Noncommissioned Records Division personnel shall be issued the appropriate style uniform badge. This badge is to be displayed only on duty, upon the appropriate issued uniform.

#### 1028.2.1 FLAT BADGE

A flat badge shall be issued to commissioned officers capable of being carried in a wallet. The use of the flat badge is subject to all the same provisions of departmental policy as the uniform badge.

#### 1028.2.2 COMMISSIONED IDENTIFICATION CARDS

Kirkland POLICE identification cards are issued only to commissioned and special commissioned personnel.

All other department personnel are issued Kirkland Police Support identification cards.

### 1028.3 UNAUTHORIZED USE

Except as required for on-duty use by current special commissioned officers, no badge designed for carry or display in a wallet, badge case or similar holder shall be issued to anyone other than current commissioned officers.

Department badges are issued to commissioned police officers, special commissioned corrections officers and noncommissioned Records Division personnel for official use only. The department badge, shoulder patch or the likeness thereof, or the department name shall not be used for personal or private reasons including, but not limited to, letters, memoranda, and electronic communications such as electronic mail or web sites and web pages.

The use of the badge, uniform patch and department name for all material (printed matter, products or other items) developed for Department use shall be subject to approval by the Chief of Police.

Employees shall not loan his/her department badge or identification card to others and shall not permit the badge or identification card to be reproduced or duplicated.

# Kirkland Police Department

## Kirkland PD Policy Manual

### *Department Badges*

---

#### **1028.4 RETIREMENT BADGES**

Upon retirement, commissioned employees in good standing, upon authorization of the Chief of Police, may purchase:

- (a) A "RETIRED" flat badge at the actual cost to the city. "RETIRED" will appear on the bottom rocker of the badge.
- (b) A "RETIRED" uniform badge at the actual cost to the city, if the employee is also requesting to retain their Command dress uniform and/or Class A uniform. "RETIRED" will appear on the bottom rocker of the badge.

Employees should make badge requests in writing to the Chief of Police.

## Temporary Modified-Duty Assignments

### 1029.1 PURPOSE AND SCOPE

This policy establishes procedures for providing temporary modified-duty assignments. This policy is not intended to affect the rights or benefits of employees under federal or state law, City rules, or current collective bargaining agreements or memorandums of understanding. For example, nothing in this policy affects the obligation of the Department to engage in a good faith, interactive process to consider reasonable accommodations for any employee with a temporary or permanent disability or limitation that is protected under federal or state law.

### 1029.2 POLICY

Subject to operational considerations, the Kirkland Police Department may identify temporary modified-duty assignments for employees who have an injury or medical condition resulting in temporary work limitations or restrictions. A temporary assignment allows the employee to work, while providing the Department with a productive employee during the temporary period.

### 1029.3 GENERAL CONSIDERATIONS

Priority consideration for temporary modified-duty assignments will be given to employees with work-related injuries or illnesses that are temporary in nature. Employees having disabilities covered under the Americans with Disabilities Act (ADA) or the Washington Law Against Discrimination shall be treated equally, without regard to any preference for a work-related injury.

No position in the Kirkland Police Department shall be created or maintained as a temporary modified-duty assignment.

Temporary modified-duty assignments are a management prerogative and not an employee right. The availability of temporary modified-duty assignments will be determined on a case-by-case basis, consistent with the operational needs of the Department. Temporary modified-duty assignments are subject to continuous reassessment, with consideration given to operational needs and the employee's ability to perform in a modified-duty assignment.

- (a) If an employee cannot adequately perform in a temporary modified-duty assignment, such assignment may be modified or terminated.
- (b) The lack of Department need or a change in priorities may result in the employee's removal from or modification of a temporary modified-duty assignment.
- (c) The Department may place conditions as deemed appropriate upon any temporary modified-duty assignment.

Employees on a temporary modified-duty assignment will not wear their uniform, drive a marked patrol car or perform any arrest function or suspect contact. The ability to carry a firearm will be determined by their assigned Lieutenant upon review of the restrictions and limitations as determined by their health care provider.

Employees who transition from Labor and Industries (L&I) leave status, to temporary modified-duty, must notify their L&I claims manager of this change in work status. While on temporary

# Kirkland Police Department

## Kirkland PD Policy Manual

### *Temporary Modified-Duty Assignments*

---

modified-duty, employees will receive their regular compensation from the City. If the temporary modified-duty assignment ends, and the employee is not able to return to regular duty, they will return to their previous L&I status. The employee must then contact their L&I claims manager to report this change and complete Workers Verification to continue time loss payments. These forms are available from the noted Claims Manager.

#### **1029.4 PROCEDURE**

Employees with work-related injuries or illnesses may be offered a temporary modified-duty assignment as outlined in the City's Return to Work Program (City of Kirkland Administrative Policy Chapter 4, Policy 4-40).

Employees with non work-related injuries or illnesses may request a temporary modified-duty assignment for short-term injuries or illnesses.

Employees seeking a temporary modified-duty assignment should submit a written request to their Division Deputy Chief or Commander via their Chain of Command. The request should, as applicable, include a certification from the treating medical professional containing:

- (a) An assessment of the nature and probable duration of the illness or injury.
- (b) The prognosis of a return to full duty of 90 days or less from the date identified in the employee's request for the start of a temporary modified-duty assignment.
- (c) The nature and scope of limitations and/or work restrictions.
- (d) A statement regarding any required workplace accommodations, mobility aids or medical devices.
- (e) A statement that the employee can safely perform the duties of the temporary modified-duty assignment.

The Division Deputy Chief or Commander will make a recommendation to the Chief of Police regarding temporary modified-duty assignments that may be available based on the needs of the Department, the limitations of the employee and the suitability of the employee to work a particular assignment.

#### **1029.5 ACCOUNTABILITY**

A Lieutenant shall be assigned to oversee any employee who is on a temporary modified-duty assignment. The assigned Lieutenant is responsible for monitoring the employee on temporary modified-duty, maintaining necessary records, coordinating with other city departments, such as Risk Management and Human Resources, ensuring the employee has appropriate supervision and is performing the assigned duty in an acceptable manner.

Any employee assigned to a temporary modified-duty assignment, and their assigned Lieutenant, should be informed in writing of the assignments, work schedules, and any limitations and restrictions as determined by the employee's health care provider.

# Kirkland Police Department

## Kirkland PD Policy Manual

### *Temporary Modified-Duty Assignments*

---

The schedules of employees assigned to temporary modified-duty need not be the same as those worked during the employee's regular full duty assignment and may be adjusted to suit operational needs of the department at the discretion of the Division Deputy Chief or Commander.

#### **1029.5.1 EMPLOYEE RESPONSIBILITIES**

The responsibilities of employees assigned to temporary modified-duty shall include, but are not limited to:

- (a) Communicating and coordinating any required medical and physical therapy appointments in advance with their supervisors.
- (b) Promptly notifying their supervisors of any change in restrictions or limitations after each appointment with their treating medical professionals.
- (c) Communicating a status update to their assigned Lieutenant no less than once every 30 days while assigned to temporary modified-duty.
- (d) Submitting a written status report to their assigned Lieutenant that contains a status update and anticipated date of return to full-duty when a temporary modified-duty request extends beyond 90 days.

Extensions beyond 90 days require the approval of the Chief of Police and as a general rule; no modified duty assignment shall exceed a total of 6 months beginning from the date of the first assignment to temporary modified-duty for the illness and/or injury giving rise to the need for the temporary modified-duty assignment. Any temporary modified-duty assignment longer than 6 months shall require approval of the Chief of Police and will be reviewed on a case by case basis.

#### **1029.5.2 SUPERVISOR RESPONSIBILITIES**

The employee's assigned Lieutenant shall monitor and manage the work schedule of those assigned to temporary modified-duty.

The responsibilities of the Lieutenant shall include, but not be limited to:

- (a) Periodically apprising the Division Deputy Chief or Commander of the status and performance of employees assigned to temporary modified-duty.
- (b) Notifying the Division Deputy Chief or Commander and ensuring that the required documentation facilitating a return to full duty is received from the employee.
- (c) Ensuring that employees returning to full duty have completed any required training and certification as outlined in this policy.

#### **1029.6 MEDICAL EXAMINATIONS**

Prior to returning to full-duty status, employees shall be required to provide certification from their treating medical professionals stating that they are medically cleared to perform the essential functions of their jobs without restrictions or limitations.

The Department reserves the right to require a fitness-for-duty examination prior to returning an employee to full-duty status, in accordance with the Fitness for Duty Policy.

# Kirkland Police Department

## Kirkland PD Policy Manual

### *Temporary Modified-Duty Assignments*

---

#### **1029.7 PREGNANCY**

If an employee is temporarily unable to perform regular duties due to a pregnancy, childbirth, or a related medical condition, the employee will be treated the same as any other temporarily disabled employee (42 USC § 2000e(k)). A pregnant employee shall not be involuntarily transferred to a temporary modified-duty assignment.

If notified by an employee or the employee's representative regarding limitations related to pregnancy, childbirth, or related medical conditions, the Department should make reasonable efforts to provide an accommodation for the employee in accordance with federal and state law. The accommodation should be provided without unnecessary delay, as appropriate (42 USC § 2000gg-1; 29 CFR 1636.3; 29 CFR 1636.4; RCW 43.10.005.).

##### **1029.7.1 NOTIFICATION**

When a pregnant Department employee notifies her immediate supervisor of her pregnancy, the employee will also advise whether and when a temporary modified-duty assignment may be desired, as dictated by her pregnancy. The employee will be provided with a physician's estimate of physical capacities form to apply for temporary modified-duty at a later date.

The Department employee is responsible for providing a copy of her job description to her doctor. If a pregnant Department employee is seeking a temporary modified-duty assignment because of a medical condition or temporary disability due to her pregnancy, then the pregnant Department employee shall provide to her immediate supervisor a completed physician's estimate of physical capacities form requesting temporary modified-duty that outlines duty restrictions.

The Department will make a reasonable effort to provide a temporary modified-duty assignment for a pregnant Department employee consistent with operational needs as determined by the Chief of Police.

The Department will not require a pregnant Department employee to be reassigned to a temporary modified-duty position unless, consistent with the Collective Bargaining Agreement and federal and state law, the Chief of Police determines, upon medical consultation, there is a business necessity because the pregnant employee is unable to perform her essential functions.

##### **1029.7.2 SUPERVISOR'S RESPONSIBILITY**

Upon receiving the completed physician's estimate of physical capacities form requesting temporary modified-duty, the supervisor shall notify the Division Deputy Chief or Commander via their Chain of Command. The Division Deputy Chief or Commander will determine what temporary modified-duty assignments may be available based on the needs of the Department, limitations of the employee and suitability of the employee to work a particular assignment. All temporary modified-duty assignments are subject to the approval of the Chief of Police or his/her designee.

If at any point during the pregnancy it becomes necessary for the employee to take a leave of absence, such leave shall be granted consistent with the City Personnel Rules and Regulations regarding family and medical care leave.



# Kirkland Police Department

## Kirkland PD Policy Manual

### *Temporary Modified-Duty Assignments*

---

#### **1029.8 PROBATIONARY EMPLOYEES**

When any probationary employee misses more than 30 days in a row, including modified duty time, their probationary period shall be extended the same number of days they were absent.

#### **1029.9 RETURN TO FULL DUTY**

Upon returning to full duty status after an extended absence, the Department expects its employees to bring their job knowledge and skills up-to-date. Employees returning to full duty from an extended absence are to be governed by this procedure.

Any employee absent from full duty for 6 months or more will report to the Training Unit on the first day of his/her return to receive updated training and to review and update personnel records. Employees will provide current physician certification of ability to return to full duty.

Training may include, but is not limited to:

- (a) Firearm's qualifications
- (b) Defensive tactics refresher training
- (c) Policy and procedure review
- (d) Certification lapsed during their absence
- (e) Other mandatory in-service training missed during their absence.

Personnel records update will include, but is not limited to:

- (a) Updating Department personnel records
- (b) Updating emergency notification forms
- (c) Review of other changes in protocol or business practices

Uniforms and equipment will be checked and reissued if necessary. The employee's Division Lieutenant is responsible for notifying the Training Unit as timely as possible of the anticipated return date and need for updating training and personnel records review and/or updating. Returning employees are instructed to contact the Training Unit before the first date of their return for instruction on what equipment is needed for training sessions and what documents are needed for personnel records update.

#### **1029.10 MAINTENANCE OF CERTIFICATION AND TRAINING**

Employees assigned to temporary modified duty shall maintain all certification, training and qualifications appropriate to both their regular and temporary duties, provided that the certification, training or qualifications are not in conflict with any medical limitations or restrictions. Employees who are assigned to temporary modified duty shall inform their supervisors of any inability to maintain any certification, training or qualifications.

## Personnel Early Warning System

### 1030.1 PURPOSE AND SCOPE

This policy provides guidance for the use of a Personnel Early Warning System (EWS). An Early Warning System can help provide early recognition of training needs and other potential issues (e.g., problematic conduct). This policy addresses the responsibilities, performance indicators, and components of the system, handling of collected data, and conducting appropriate interventions, when necessary.

#### 1030.1.1 DEFINITION

**Personnel Early Warning System (EWS):** A time sensitive system designed to effectively organize critical performance and evaluation data in a format conducive to promptly identify early indicators of certain performance and/or stress related problems and to facilitate any necessary or appropriate follow-up activities.

**EWS Activation:** When the activities tracked by EWS exceed the preset thresholds for an officer, either in an individual category or an overall combination.

### 1030.2 POLICY

The Kirkland Police Department will maintain a Personnel Early Warning System (EWS) in order to provide a systematic review of specific, significant events involving department employees. This system is necessary for the Department to exercise its responsibility to evaluate, identify and assist employees who exhibit signs of performance and/or stress related problems. The Personnel Early Warning System is one method by which employees may be identified as possibly needing assistance with performance and/or stress related problems. The system is intended to serve as a systematic approach to highlight tendencies that may otherwise be overlooked.

The Kirkland Police Department collects data to assist supervisors with evaluating the performance of their employees, including identifying problematic conduct and providing for appropriate interventions. While it is understood that the statistical compilation of data may be helpful to supervisors, the Department recognizes that it cannot account for, and must carefully balance such data with, the many variables in law enforcement, such as:

- Ability to detect crime.
- Work ethic.
- Assignment and shift.
- Physical abilities (ability to perform the job-related physical tasks).
- Randomness of events.

### 1030.3 COMPONENTS OF EARLY WARNING SYSTEM

The Personnel Early Warning System should include the following components:

- Early Warning indicators

# Kirkland Police Department

## Kirkland PD Policy Manual

### *Personnel Early Warning System*

---

- Data analysis
- Employee review
- Follow-up monitoring

#### 1030.3.1 EARLY WARNING INDICATORS

Early Warning indicators represent the categories of employee performance activity that the Chief of Police has determined may be relevant data for the generation and analysis of the EWS. These indicators may include, but are not limited to, the frequency and/or number of:

- (a) The frequency and findings of use of force incidents.
- (b) Frequency of involvement and conduct during vehicle pursuits.
- (c) Frequency and findings of personnel complaints.
- (d) Commendations, compliments, and awards from the Department and the public.
- (e) Claims and civil suits related to the employee's actions or alleged actions.
- (f) Canine bite incidents.
- (g) Administrative investigations.
- (h) Prosecuting attorney case rejections and the reasons.
- (i) Intentional or unintentional firearm discharges (regardless of injury).
- (j) Vehicle collisions.
- (k) Missed court appearances.
- (l) Documented counseling.

Involvement in multiple personnel complaints, administrative investigations, on-duty traffic collisions, vehicular pursuits, and/or use of force incidents may be indicative of an employee who is in need of intervention and activation of the EWS.

#### 1030.4 RESPONSIBILITIES

Under the authority of the Professional Standards Deputy Chief, the Risk Management Lieutenant is responsible for the overall monitoring of the Early Warning System. The Risk Management Lieutenant shall provide a quarterly report for each commissioned and special commissioned officer to the Professional Standards Deputy Chief. Though generated quarterly, each report will contain data from a one-year time period. As part of the Department's ongoing evaluation of its employees, supervisors shall continually monitor the actions and behaviors of all employees under their direction. This includes monitoring the department's electronic collection of EWS indicators.

#### 1030.5 SUPERVISOR

The officer's immediate supervisor will carefully review the EWS activation with the officer to assess any potential trends or other issues which may warrant informal counseling, additional training or a recommendation for other action, including discipline. The supervisor shall review

# Kirkland Police Department

## Kirkland PD Policy Manual

### *Personnel Early Warning System*

---

the specific incidents that led to the activation and may review the officer's training file and their supervisor file as deemed appropriate.

The supervisor shall prepare a written summary of the meeting with the employee, indicating if further inquiry is necessary. The summary should include a synopsis of the incident(s) that led to the activation, including the disposition(s) if appropriate. This shall be forwarded to the Section Lieutenant with a copy sent to the Risk Management Lieutenant.

If the supervisor determines that an officer's performance warrants action beyond informal counseling, the supervisor shall advise their Section Lieutenant of such recommendation. If the Lieutenant concurs with the recommendation of the supervisor, he/she shall take steps to initiate the appropriate action.

As the purpose of this program is to identify potential personnel problems in their initial stages in order to redirect an employee's actions and/or behaviors in a fashion consistent with departmental values and standards, supervisors are encouraged to suggest and utilize programs such as the Employee Assistance Program (EAP) and the Department's Peer Support team.

If discipline or other adverse action is initiated against an officer as a result of an EWS activation, the officer shall be entitled to all rights and processes set forth in the Conduct Policy and the Personnel Complaints Policy.

#### **1030.6 EMPLOYEE NOTIFICATION AND RESPONSE**

All supervisors have access to those employees under their command and are to consistently monitor the Department's electronic collection of EWS indicators.

If the EWS is activated through this system, the employee's supervisor shall notify the employee, as well as their Section Lieutenant and the Risk Management Lieutenant via an e-mail.

Nothing in this section shall prevent a supervisor or a command officer from activating the EWS due to the significance of an event(s) or a pattern of observed behaviors.

#### **1030.7 FOLLOW-UP MONITORING**

Depending upon the results of each EWS activation, a determination should be made by the Risk Management Lieutenant, after discussion with the officer's immediate supervisor, about the need, type and duration of any follow-up. Performance indicators and data analysis will generally provide the basis upon which such decisions should be made.

#### **1030.8 RETENTION AND PURGING**

Retention and purging of all information, data and copies of material compiled to administer the Department's EWS shall be governed under applicable state law.

#### **1030.9 CONFIDENTIALITY OF DATA**

Information, data, and copies of material compiled to administer the Department's EWS shall be considered confidential as part of the employee's personnel file and will not be subject to discovery

# Kirkland Police Department

## Kirkland PD Policy Manual

### *Personnel Early Warning System*

---

or release except as provided by law. Access to EWS reports will be governed under the same process as access to an officer's personnel file, as outlined in the Personnel Records Policy.

Access to the underlying data will be governed by the process for access to the original records (such as police reports).

# Employee Speech, Expression and Social Networking

## 1031.1 PURPOSE AND SCOPE

This policy is intended to address issues associated with employee use of social networking sites and to provide guidelines for the regulation and balancing of employee speech and expression with the needs of the Department.

Nothing in this policy is intended to prohibit or infringe upon any communication, speech or expression that is protected or privileged under law. This includes speech and expression protected under state or federal constitutions as well as labor or other applicable laws. For example, this policy does not limit an employee from speaking as a private citizen, including acting as an authorized member of a recognized bargaining unit or officer associations, about matters of public concern, such as misconduct or corruption.

Employees are encouraged to consult with their supervisor regarding any questions arising from the application or potential application of this policy.

### 1031.1.1 APPLICABILITY

This policy applies to all forms of communication including but not limited to film, video, print media, public or private speech, use of all Internet services, including the World Wide Web, e-mail, file transfer, remote computer access, news services, social networking, social media, instant messaging, blogs, forums, video and other file-sharing sites.

## 1031.2 POLICY

Public employees occupy a trusted position in the community, and thus, their statements have the potential to contravene the policies and performance of this department. Due to the nature of the work and influence associated with the law enforcement profession, it is necessary that employees of this department be subject to certain reasonable limitations on their speech and expression made pursuant to their official duties. To achieve its mission and efficiently provide service to the public, the Kirkland Police Department will carefully balance the individual employee's rights against the Department's needs and interests when exercising a reasonable degree of control over its employees' duty related speech and expression.

## 1031.3 SAFETY

Employees should consider carefully the implications of their speech or any other form of expression when using the Internet. Speech and expression that may negatively affect the safety of the Kirkland Police Department employees, such as posting personal information in a public forum, can result in compromising an employee's home address or family ties.

Employees should therefore not disseminate or post any information on any forum or medium that could reasonably be expected to compromise the safety of any employee, an employee's

# Kirkland Police Department

## Kirkland PD Policy Manual

### *Employee Speech, Expression and Social Networking*

---

family or associates. Examples of the type of information that could reasonably be expected to compromise safety include:

- Disclosing a photograph and name or address of an officer who is working undercover.
- Disclosing the address of a fellow officer.
- Otherwise disclosing where another officer can be located off-duty.

In addition, for safety and security reasons, department personnel are cautioned not to disclose their employment with this department. This would include displaying department logos, uniforms, or similar identifying items on personal web pages.

- Posting personal photographs or providing similar means of personal recognition that may cause them to be identified as a police officer of this department. Officers who are, or who may reasonably be expected to work in undercover operations, shall not post any form of visual or personal identification

#### **1031.4 PROHIBITED SPEECH, EXPRESSION AND CONDUCT**

To meet the department's safety, performance and public-trust needs, the following are prohibited unless the speech is otherwise protected (for example, an employee speaking as a private citizen, including acting as an authorized member of a recognized bargaining unit or officer associations, on a matter of public concern):

- (a) Speech or expression made pursuant to an official duty that tends to compromise or damage the mission, function, reputation or professionalism of the Kirkland Police Department or its employees.
  1. As public employees, department personnel are cautioned that speech on- or off-duty, made pursuant to their official duties-that is, that owes its existence to the employee's professional duties and responsibilities-is not protected speech under the First Amendment and may form the basis for discipline if deemed detrimental to the department. Department personnel should assume that their speech and related activity on social media sites will reflect upon their office and this department.
- (b) Speech or expression that, while not made pursuant to an official duty, is significantly linked to, or related to, the Kirkland Police Department and tends to compromise or damage the mission, function, reputation or professionalism of the Kirkland Police Department or its employees. Examples may include:
  1. Statements that indicate disregard for the law or the state or U.S. Constitution.
  2. Expression that demonstrates support for criminal activity.
  3. Participating in sexually explicit photographs or videos for compensation or distribution.

# Kirkland Police Department

## Kirkland PD Policy Manual

### *Employee Speech, Expression and Social Networking*

---

4. Speech containing obscene or sexually explicit language, images, or acts and statements or other forms of speech that ridicule, malign, disparage, or otherwise express bias against any race, any religion, or any protected class of individuals.
  5. Speech that has both a reference to the member being affiliated with the Department and that contains content that is unbecoming an officer, or illegal, such as lewd sexual conduct, excessive alcohol consumption, or similar behaviors.
- (c) Speech or expression that could reasonably be foreseen as having a negative impact on the credibility of the employee as a witness. For example, posting statements or expressions to a website that glorify or endorse dishonesty, unlawful discrimination or illegal behavior.
1. Members are reminded that courts may scrutinize the credibility of a witness from unintentional sources like the Internet.
- (d) Speech or expression of any form that could reasonably be foreseen as having a negative impact on the safety of the employees of the Department. For example, a statement on a blog that provides specific details as to how and when prisoner transportations are made could reasonably be foreseen as potentially jeopardizing employees by informing criminals of details that could facilitate an escape or attempted escape.
- (e) When using social media, department personnel should be mindful that their speech becomes part of the worldwide electronic domain. Therefore, adherence to the department's code of conduct is required in the personal use of social media.
- (f) Use or disclosure, through whatever means, of any information, photograph, video or other recording obtained or accessible as a result of employment with the Department for financial or personal gain, or any disclosure of such materials without the express authorization of the Chief of Police or the authorized designee (RCW 9A.68.020).
- (g) Accessing websites for non-authorized purposes, or use of any personal communication device, game device or media device, whether personally or department-owned, for personal purposes while on-duty, except in the following circumstances:
1. When brief personal communication may be warranted by the circumstances (e.g., inform family of extended hours).
  2. During authorized breaks; such usage should be limited as much as practicable to areas out of sight and sound of the public and shall not be disruptive to the work environment.



# Kirkland Police Department

## Kirkland PD Policy Manual

### *Employee Speech, Expression and Social Networking*

---

Employees must take reasonable and prompt action to remove any content, including content posted by others, that is in violation of this policy from any web page or website maintained by the employee (e.g., social or personal website).

#### **1031.4.1 UNAUTHORIZED ENDORSEMENTS AND ADVERTISEMENTS**

While employees are not restricted from engaging in the following activities as private citizens or as authorized members of a recognized bargaining unit or officer associations, employees may not represent or purport to represent the Kirkland Police Department or identify themselves in a way that would be reasonably perceived as representing the Kirkland Police Department in order to do any of the following, unless specifically authorized by the Chief of Police:

- (a) Endorse, support, oppose or contradict any political campaign or initiative.
- (b) Endorse, support, oppose or contradict any social issue, cause or religion.
- (c) Endorse, support or oppose any product, service, company or other commercial entity.
- (d) Appear in any commercial, social or nonprofit publication or any motion picture, film, video, public broadcast or any website.

Additionally, when it can reasonably be construed that an employee, acting in his/her individual capacity or through an outside group or organization (e.g. bargaining group), is representing this department, the employee shall give a specific disclaiming statement that any such speech or expression is not representative of the Kirkland Police Department.

Employees retain their right to vote as they choose, to support candidates of their choice and to express their opinions as private citizens, including as authorized members of a recognized bargaining unit or officer associations, on political subjects and candidates at all times while off-duty. However, employees may not use their official authority or influence to interfere with or affect the result of an election or a nomination for office. Employees are also prohibited from directly or indirectly using their official authority to coerce, command or advise another employee to pay, lend or contribute anything of value to a party, committee, organization, agency or person for political purposes (5 USC § 1502).

#### **1031.5 PRIVACY EXPECTATION**

Members forfeit any expectation of privacy with regard to emails, texts or anything published or maintained through file-sharing software or any Internet site (e.g., Facebook, MySpace) that is accessed, transmitted, received or reviewed on any department technology system (see the Information Technology Use Policy for additional guidance).

#### **1031.6 CONSIDERATIONS**

In determining whether to grant authorization of any speech or conduct that is prohibited under this policy, the factors that the Chief of Police or authorized designee should consider include:

- (a) Whether the speech or conduct would negatively affect the efficiency of delivering public services.

# Kirkland Police Department

## Kirkland PD Policy Manual

### *Employee Speech, Expression and Social Networking*

---

- (b) Whether the speech or conduct would be contrary to the good order of the Department or the efficiency or morale of its members.
- (c) Whether the speech or conduct would reflect unfavorably upon the Department.
- (d) Whether the speech or conduct would negatively affect the member's appearance of impartiality in the performance of his/her duties.
- (e) Whether similar speech or conduct has been previously authorized.
- (f) Whether the speech or conduct may be protected and outweighs any interest of the Department.

#### **1031.7 TRAINING**

Subject to available resources, the Department should provide training regarding employee speech and the use of social networking to all members of the Department.

## Wellness Program

### 1032.1 PURPOSE AND SCOPE

The purpose of this policy is to provide guidance on establishing and maintaining a proactive wellness program for department members.

The wellness program is intended to be a holistic approach to a member's well-being and encompasses aspects such as physical fitness, mental health, and overall wellness.

The Kirkland Police Department will maintain a volunteer Peer Support Team for both critical incident stress management and non-incident peer support. This policy will provide criteria and procedures for automatic peer team assessment and peer team review. It will also provide information for department personnel regarding how and when to access the Peer Support Team.

The Kirkland Police Department Peer Support Team (PST) will operate under the philosophy and guidelines of the International Critical Incident Stress Foundation. The PST adheres to the ICISF Model of Critical Incident Stress Management (CISM) and Critical Incident Stress Debriefing (CISD).

#### 1032.1.1 DEFINITIONS

Definitions related to this policy include:

**Significant incident** – An event or situation that may cause a strong emotional, cognitive, or physical reaction that has the potential to interfere with daily life.

**Critical Incident Stress Debriefing (CISD)** – A standardized approach using a discussion format to provide education, support, and emotional release opportunities for members involved in work-related critical incidents. It is a group discussion that gives participants the opportunity to describe their own reactions and to hear the reactions of others to a critical incident. Led by an MHP and a minimum of two team members, a debriefing facilitates the normal recovery of normal people with normal reactions to abnormal events. Peer Support Team members may participate in the discussion, where appropriate. It is not counseling, psychotherapy, an operational critique, nor investigation of the critical incident. A debriefing, if an appropriate intervention, is held after at least two sleep cycles.

**Critical Incident Stress Management** - A continuum of care using a wide range of intervention strategies covering the pre-crisis, acute crisis, and post-crisis phases of an event.

**Crisis Management Briefing (CMB)** - A large group crisis intervention technique that is designed for use with large groups of primary victims. The goal of a CMB is to provide information, rumor control, reduce the sense of chaos, and to provide coping resources. The makeup of a CMB is typically the team leader, two peer support members to help with the presentation, a credible representative from the department, the team MHP and enough peer support members to achieve a 1:10-15 ratio for those involved.

# Kirkland Police Department

## Kirkland PD Policy Manual

### *Wellness Program*

---

**Defusing** - a small group discussion conducted by a Peer Support Team member with those immediately involved in an incident. A defusing, if an appropriate intervention, is most beneficial if held within twelve hours after an incident.

**Demobilization** - a quick informational and rest session that is applied when units are released from service from major incidents, but before returning to normal duties. Major incidents can be defined as those that involve more than 100 personnel.

**Individual contact** - an informal discussion in which a Peer support Team member communicates by phone or in person with KPD personnel involved in a critical incident. These contacts may occur at any time during or following a critical incident.

**Peer support** – Mental and emotional wellness support provided by peers trained to help members cope with critical incidents and certain personal or professional problems.

**Peer supporter** – A member or retired member of the Kirkland Police Department who has received training to provide emotional support, moral support, and counseling to a member who needs those services resulting from an incident in an official capacity or to deal with other stress that is impacting the member's performance of official duties. It also includes a nonemployee counselor who has been designated by the Kirkland Police Department to provide those same services (RCW 5.60.060).

#### **1032.2 POLICY**

It is the policy of the Kirkland Police Department to prioritize member wellness to foster fitness for duty and support a healthy quality of life for department members. The Department will maintain a wellness program that supports its members with proactive wellness resources, critical incident response, and follow-up support.

#### **1032.3 WELLNESS PROGRAM**

The Professional Standards Deputy Chief will oversee the Department's wellness program and will report directly to the Chief of Police. They should collaborate with advisers (e.g., Risk Management Lieutenant, Peer Support Team Leader, Department of Human Resources, legal counsel, licensed psychotherapist, qualified health professionals), as appropriate, to fulfill the responsibilities of the program, including but not limited to:

- (a) Identifying wellness support providers (e.g., licensed psychotherapists, external peer support providers, physical therapists, dietitians, physical fitness trainers holding accredited certifications).
  1. As appropriate, selected providers should be trained and experienced in providing mental wellness support and counseling to public safety personnel.
  2. When practicable, the Department should not use the same licensed psychotherapist for both member wellness support and fitness for duty evaluations.
- (b) Developing management and operational procedures for department peer support members, such as:

# Kirkland Police Department

## Kirkland PD Policy Manual

### *Wellness Program*

---

1. Peer support member selection and retention.
  2. Training and applicable certification requirements.
  3. Deployment.
  4. Managing potential conflicts between peer support members and those seeking service.
  5. Monitoring and mitigating peer support member emotional fatigue (i.e., compassion fatigue) associated with providing peer support.
  6. Using qualified peer support personnel from other public safety agencies or outside organizations for department peer support, as appropriate.
- (c) Verifying members have reasonable access to peer support or licensed psychotherapist support.
- (d) Establishing procedures for CISDs, including:
1. Defining the types of incidents that may initiate debriefings.
  2. Steps for organizing debriefings.
- (e) Facilitating the delivery of wellness information, training, and support through various methods appropriate for the situation (e.g., phone hotlines, electronic applications).
- (f) Verifying a confidential, appropriate, and timely Employee Assistance Program (EAP) is available for members. This also includes:
1. Obtaining a written description of the program services.
  2. Providing for the methods to obtain program services.
  3. Providing referrals to the EAP for appropriate diagnosis, treatment, and follow-up resources.
  4. Obtaining written procedures and guidelines for referrals to, or mandatory participation in, the program.
  5. Obtaining training for supervisors in their role and responsibilities, and identification of member behaviors that would indicate the existence of member concerns, problems, or issues that could impact member job performance.
- (g) Assisting members who have become disabled with application for federal government benefits such as those offered through the Public Safety Officers' Benefits Program (34 USC § 10281 et seq.).
1. The coordinator should work with appropriate Department liaisons to assist qualified members and survivors with benefits, wellness support, and counseling services, as applicable, when there has been a member death

#### **1032.4 PHYSICAL WELLNESS PROGRAM**

The coordinator is responsible for establishing guidelines for any on-duty physical wellness program, including the following:

- (a) Voluntary participation by members

# Kirkland Police Department

## Kirkland PD Policy Manual

### *Wellness Program*

---

- (b) Allowable physical fitness activities
- (c) Permitted times and locations for physical fitness activities
- (d) Acceptable use of department-provided physical fitness facilities and equipment
- (e) Individual health screening and fitness assessment
- (f) Individual education (e.g., nutrition, sleep habits, proper exercise, injury prevention) and goal-setting
- (g) Standards for physical fitness incentive programs. The coordinator should collaborate with the appropriate entities (e.g., human resources, legal counsel) to verify that any standards are nondiscriminatory.
- (h) Maintenance of physical wellness logs (e.g., attendance, goals, standards, progress)
- (i) Ongoing support and evaluation

#### **1032.5 WELLNESS PROGRAM AUDIT**

At least annually, the coordinator or the authorized designee should audit the effectiveness of the department's wellness program and prepare a report summarizing the findings. The report shall not contain the names of members participating in the wellness program, and should include the following information:

- Data on the types of support services provided
- Wait times for support services
- Participant feedback, if available
- Program improvement recommendations
- Policy revision recommendations

The coordinator should present the completed audit to the Chief of Police for review and consideration of updates to improve program effectiveness.

#### **1032.6 TRAINING**

The coordinator or the authorized designee should collaborate with the Training Sergeant to provide all members with regular education and training on topics related to member physical and mental health and wellness, including but not limited to:

- The availability and range of department wellness support systems.
- Suicide prevention.
- Recognizing and managing mental distress, emotional fatigue, post-traumatic stress, and other possible reactions to trauma.
- Alcohol and substance disorder awareness.
- Countering sleep deprivation and physical fatigue.
- Anger management.

# Kirkland Police Department

## Kirkland PD Policy Manual

### *Wellness Program*

---

- Marriage and family wellness.
- Benefits of physical exercise and proper nutrition.
- Effective time and personal financial management skills.

Training materials, curriculum, and attendance records should be forwarded to the Training Sergeant as appropriate for inclusion in training records.

#### **1032.7 DEPARTMENT PEER SUPPORT TEAM**

The Kirkland Police Department will strive to provide critical incident stress management for department personnel and 24-hour access to trained volunteer peer support counselors for all members experiencing a professional crisis or personal crisis affecting their ability to work. The team will consist of a minimum of a team leader and four peer counselors.

Peer Support Team members assigned or designated as such for an incident are required to maintain strict confidentiality unless they believe that the employee is an imminent threat to themselves or others or if they receive reports of either elder abuse or child abuse. These situations will be reported directly to the Team Mental Health Professional and the Team's established Chain of Command. In all other situations, if the assigned Peer Support Team Member violates the confidentiality of an employee they will be removed from the team, and will be subject to discipline, up to and including termination.

All employees may utilize the services of the Peer Support Team directly for both incident and non-incident peer support.

##### **1032.7.1 SUPERVISOR RESPONSIBILITIES**

Supervisors shall contact the Peer Support Team Leader or designee when any member of the department is involved in a significant incident that includes but is not limited to any of the following factors:

- (a) Line of duty death, serious injury or life threatening illness of a department member.
- (b) Suicide, homicide or unexpected death of a department member or their immediate family.
- (c) Any incident with an extraordinary emotional impact such as a passenger airplane crash, school shooting, or multiple fatality incident.
- (d) Unusual situations involving death, violence, or serious injury to children.
- (e) Officer involved shootings.

Supervisors may contact the Peer Support Team Leader or designee when any member of the department is involved in a significant incident that includes any of the following factors:

- (a) Incidents involving victims or friends of department personnel.
- (b) Any time when department personnel observe multiple significant behavior changes in another member. Some examples of this may include isolating behavior, increased complaints from both the public and co-workers, or increased absence from work. These situations must be evaluated thoroughly and individually before the team leader

# Kirkland Police Department

## Kirkland PD Policy Manual

### *Wellness Program*

---

is consulted. We must balance our desire to assist co-workers with encroaching upon their right to privacy before seeking assistance.

- (c) Police Department personnel are also encouraged to seek assistance from members of the Peer Support Team, the Employee Assistance Program, or the Program Mental Health Professional if a personal issue may affect their work performance.

#### 1032.7.2 ASSESSMENT

An assessment will automatically take place in response to any of the extraordinary significant incidents listed above. An assessment could be in the form of one on one contact, defusing, or any other informal contact with the Peer Support Team.

After the initial assessment, there will be a review conducted by the team member in conjunction with the team leader in order to determine the appropriate response to the assessment of the incident: none needed, individual intervention or group intervention. This may include the MHP and the team's established chain of command.

#### 1032.7.3 TEAM ACTIVATION PROCEDURES

Supervisors shall contact the Professional Standards Lieutenant and the Peer Support Team Leader or designee to initiate the critical incident stress management program when any KPD member is involved with any of the significant incidents outlined in the above section.

The team leader or designee, when made aware of an incident, shall determine the appropriate response with the assistance of the team MHP and within the following guidelines:

- (a) Automatic Response
  1. Line of duty death, serious injury, or life threatening illness of an employee.
  2. Suicide, homicide, or unexpected death of an employee.
  3. Any incident with extraordinary emotional impact such as a passenger airplane crash, school shooting or multiple fatality incidents.
  4. Officer involved shootings
- (b) Automatic Review
  1. Unusual situations involving death, violence or serious injury to children.
- (c) Discretionary Review
  1. Incidents involving victims or friends of department personnel.
  2. Any time when department personnel perceive that a member may benefit from activation of the Peer Support Team.

#### 1032.7.4 TEAM MEMBER RESPONSE

When team members respond to the scene of a significant incident, their sole responsibility will be peer support. Upon arrival they will check in at the command post and notify the on-scene commander of their function and receive any updates or direction. They will not take an active role



# Kirkland Police Department

## Kirkland PD Policy Manual

### *Wellness Program*

---

in the investigation, perimeter, or any other police function. Team members called in during off-duty hours will be paid with their choice of overtime or compensatory time.

#### 1032.7.5 TEAM LEADER'S RESPONSIBILITIES

The team leader will be appointed by the Chief of Police and act as a liaison between team members and command staff. This person will be of a supervisory rank if possible. The team leader will be responsible to manage the program and personnel including but not limited to:

- (a) Assist the Professional Standards Lieutenant and team MHP with program development.
- (b) Maintain a quarterly training schedule, and assist in the program's educational program in a support role. Training dates will be submitted no later than December of each calendar year for the following year to be approved by the Professional Standards Lieutenant.
- (c) Submit at the end of each year, a report of the team's activities to the Chief of Police, through the chain of command, to assess the quantity and quality of care provided by the Peer Support Team while maintaining confidentiality. The report should include the following in order to evaluate the the frequency of use, determine training needs, and measure effectiveness:
  1. Number of large scale activations
  2. Number of individual contacts
  3. Amount of time of consultation
  4. General topics of concern/discussion
- (d) Provide logistics of intervention with the assistance of other team members.
- (e) Maintain an updated list of the Peer Support Team Members for all KPD units.
- (f) Mobilizes team members for response to an incident.

#### 1032.7.6 TEAM MENTAL HEALTH PROFESSIONAL (MHP)

The team MHP is a licensed mental health professional with specific experience working with public safety professionals, specific training on the ICISF Model of CISM/CISD, training and experience in post traumatic stress, and available to be on call 24 hours a day. The Team MHP is responsible for, but not limited to, the following:

- (a) Peer Support Team Member Training
- (b) Peer Consultation
- (c) Program Development
- (d) Program review
- (e) Guides and ensures professionalism at debriefings

# Kirkland Police Department

## Kirkland PD Policy Manual

### *Wellness Program*

---

#### 1032.7.7 PEER SUPPORT TEAM MEMBERS

Commissioned and non-commissioned employees who have completed Peer Support training in effective communications, crisis intervention, and helping skills. They will utilize these skills to aid and advise personnel both with personal and professional problems; and to assist and evaluate the need for Critical Incident Stress Management. The Peer Support Team Members are responsible for:

- (a) Being able to respond when needed.
- (b) Declining to participate in a Peer Support role whenever a conflict of interest exists. This may include but is not limited to current operational involvement in the critical incident; or their objectivity is otherwise compromised to a significant degree by the critical incident, conflicting roles or responsibilities or their personal lives.
- (c) Listening, assessing, and whenever necessary, referring KPD members to professional counselors. Peer Support Team members should never be used as a replacement for licensed, professional care.
- (d) Being trained to assist in Critical Incident Stress Management services as directed by the established chain of command and the program MHP.
- (e) Remaining up to date with current Peer Support Team standards and practices.
- (f) Attending quarterly training meetings.
- (g) Maintaining strict confidentiality outside the team regarding sensitive defusing or debriefings. If this confidentiality is breached, the team member will be removed from the program.
- (h) The responsibilities of peer support members include:
  - (a) Referrals should be made to designated resources in situations that are beyond the scope of the peer support member's training.
  - (b) Providing referrals to licensed psychotherapists and other resources, where appropriate.
  - (c) Presenting members with periodic training on wellness topics, including but not limited to:
    - (a) Stress management.
    - (b) Suicide prevention.
    - (c) How to access support resources.
  - (d) Providing pre- and post-critical incident support.

#### 1032.7.8 PEER SUPPORT MEMBER SELECTION CRITERIA

The selection process will be at the direction of the Chief of Police, or their designee.

Selection should be based on the following:

- Desire to be a peer support member.
- Experience or tenure.

# Kirkland Police Department

## Kirkland PD Policy Manual

### *Wellness Program*

---

- Demonstrated ability as a positive role model.
- Ability to communicate and interact effectively.
- Evaluation by supervisors and any current peer support members.

In addition, per the Collective Bargaining Agreement, all member selections will be mutually agreed upon by the Guild and the department.

All members appointed to the team shall be designated in writing by the Chief of Police as a peer support group counselor. This is in accordance with RCW 5.60.060.

#### 1032.7.9 PEER SUPPORT COMMUNICATIONS

Although the Department will honor the sensitivity of communications with peer support members, such communications are not confidential, except:

- Communications between a qualified peer support group counselor and a member are considered to be privileged except where allowed by law (RCW 5.60.060).
- Communications to crisis referral services by members and all records related to the communications shall be confidential except as allowed by RCW 43.101.425.

#### 1032.7.10 TRAINING

The Peer Support team will attempt to train on a quarterly basis. The training will include, but will not be limited to, trainings conducted by the team MHP, scenario based training and joint training opportunities with area peer support teams.

Training may also include attendance at a formalized conference or other acceptable outside training opportunity as determined by the Professional Standards Lieutenant in consultation with the team leader and the training officer

## Attachments

## **Routine Security Video Retention Policy.pdf**



## CITY OF KIRKLAND

City Manager's Office

123 Fifth Avenue, Kirkland, WA 98033 425.587.3001

www.kirklandwa.gov

---

### MEMORANDUM

**To:** Kurt Triplett, City Manager  
**From:** Tracey Dunlap, Deputy City Manager  
**Date:** April 20, 2017  
**Subject:** Approval of Routine Security Video Retention Policy

On April 19, 2017, the Public Disclosure Steering Team approved the Routine Security Video Retention Policy as follows:

### Routine Security Video Retention Policy

**Purpose:** To define the City of Kirkland retention policy for routine security video collected by security cameras in general areas within City facilities.

**Procedures:**

- The City has security cameras in general areas within selected City facilities. This policy is intended to address retention of routine security video, but it is not intended to address video from cameras in highly secured areas serving specific purposes, such as the Kirkland Jail.
- Facilities will retain routine security camera video from general areas for the lesser of 14 calendar days or the limit of the technology, at which time the video will be overwritten unless an exception is authorized as set forth below.

Exceptions to this retention policy will require written authorization by the City Manager or designee in cases where the video is identified as needed for other business purposes. If the business purpose is a criminal investigation, evidence rules will apply. Otherwise, exception video will be retained until the business purpose retention obligations are complete. Requests for an exception must be received by the City Manager's Office before noon on the last business day before the overwrite date.

This memorandum is provided for your signature to formally approve the policy for distribution to Directors, the City Clerk's Office, and Facilities.

Approved:

Kurt Triplett, City Manager

cc: Directors  
Kathy Anderson, City Clerk  
Chris Dodd, Facilities Services Manager

## **TRN17-005 Cross Gender Searches in the Jail.pdf**



### **Procedure for Cross-Gender Searches in the Jail**

**Lexipol 900.4:** Custody searches shall be conducted on all individuals in custody, upon entry to the Kirkland Police Department facilities. Except in exigent circumstances, the search should be conducted by a member of the same sex as the individual being searched. If a member of the same sex is not available, a witnessing member must be present during the search.

Custody searches should also be conducted any time an individual in custody enters or re-enters a secure area, or any time it is reasonably believed that a search is necessary to maintain the safety and security of the facility.

The procedure for searching a person who is in custody upon entry to the Kirkland Jail facility when no corrections officer of the same sex as the arrestee is available, shall be as follows. This procedure is for temporary custody only (e.g. DUI processing). Subjects needing to be housed will need to be transported to another jail facility.

1. A corrections officer will meet the arresting officer in the sally port. The officer will escort the arrestee to a location where the search will be conducted. The recommended location is outside the door that leads to the booking area, as this is on camera.
2. The police officer will conduct a thorough custodial search of the arrestee while the corrections officer observes.
3. Any personal items removed from the arrestee will be placed in a clear plastic bag. The police officer will maintain control over these items. The arrestee's pockets should be pulled inside out when empty.
4. Both officers will then escort the arrestee into the booking room, where the corrections officer will conduct a secondary search using a metal detector. When this is completed, the arrestee may be released from handcuffs.
5. The arrestee will then be asked to turn the waistband of their pants inside out, to expose the inside surface, and remove their shoes and socks for inspection.
6. The police officer must remain in the jail until the arrestee is released. If the officer needs to briefly leave the jail (e.g. to get something from their car) they will notify the on-duty corrections supervisor or senior corrections officer present, who will then monitor the arrestee while the officer leaves. The arrestee remains the ultimate responsibility of the police officer.

Date Issued: 4/27/17

Authored By: Corporal Anderson

Authorized By: Lieutenant Brouelette



**FBI-CJIS policy-and-operating-manual.pdf**



# Criminal Justice Information Services (CJIS) National Data Exchange (N-DEx)



## Policy and Operating Manual

**Version: 4.0**

**Document Date: January 26, 2016**

N-DEx-DOC-09172-4.0



**The N-DEx Policy and Operating Manual supersedes all pre-existing policy documentation and is the sole source for policy matters for the N-DEx system.**

## Change Description Form

Version / Revision	Change Description	Changed By	Date	Approved By
Initial Draft	N-DEx Policy and Operating Manual	Patrick Ringer	4/5/2011	ISNOTF
ISNOTF Approved Draft	Update to N-DEx Policy and Operating Manual	Darrin Paul	4/13/2011	INSH
INSH Approved Draft	Adoption of N-DEx Policy and Operating Manual	Darrin Paul	5/11/2011	APB Executive Committee
Version 2.0	Policy Up-date	B.T. Stout	5/30/2012	INSH Chairman
Version 2.1	Policy Up-date	Amber Fazzini	8/9/2012	INSH Chairman
Version 3.0	Policy Up-date	Amber Fazzini Darrin Paul	8/28/2013	N-DEx Chairman
Version 3.1	Policy Up-date	Darrin Paul	4/1/2014	N-DEx Chairman
Version 4.0	Policy Up-date	Darrin Paul	1/26/16	N-DEx Chairman

**NATIONAL DATA EXCHANGE (N-DEx)**  
**POLICY AND OPERATING MANUAL**

**Table of Contents**

<b>1.0</b>	<b>INTRODUCTION.....</b>	<b>4</b>
1.1	Purpose.....	4
1.2	Operational Framework.....	5
1.3	Data Use .....	6
1.4	Responsibility for Records .....	13
1.5	System Description.....	14
1.6	Policy Management.....	15
1.7	System Security .....	16
<b>2.0</b>	<b>QUALITY CONTROL, VALIDATION, TRAINING, AND OTHER PROCEDURES .....</b>	<b>16</b>
2.1	Maintaining System Integrity .....	16
2.2	Security .....	17
2.3	Audit.....	17
2.4	Training .....	18
2.5	Maintaining The Integrity of N-DEx Records.....	18
2.6	Quality Control .....	19
2.7	N-DEx System Maintenance .....	19
<b>3.0</b>	<b>N-DEx SANCTIONS .....</b>	<b>19</b>
	<b>APPENDIX A ACRONYMS .....</b>	<b>20</b>
	<b>APPENDIX B APPROVED TECHNICAL &amp; OPERATIONAL UPDATES .....</b>	<b>21</b>

## 1.0 INTRODUCTION

### 1.1 Purpose

- 1.1.1 National Data Exchange (N-DEx) Mission: To provide criminal justice agencies with a powerful new investigative tool to search, link, analyze and share criminal justice information such as, incident/case reports, incarceration data, and parole/probation data on a national basis to a degree never before possible.
- 1.1.2 N-DEx Vision: To provide the right information (incident and case reports, arrest, incarceration and booking data, probation and parole data) to the right hands (approved criminal justice agencies), right now (near real time).
- 1.1.3 Scope of N-DEx policy: The N-DEx Policy and Operating Manual applies to all entities accessing data via N-DEx (i.e. both warehoused data and federated data sources). N-DEx information shall be used only for the purpose indicated by the Use Code and used consistently with the coordination required by the Advanced Permission Requirement (confirming the terms of N-DEx information use). Any subsequent use of N-DEx information inconsistent with the original Use Code or the previously conducted Advanced Permission Requirement requires re-satisfaction of the Advanced Permission Requirement.
- 1.1.4 The N-DEx Policy and Operating Manual integrates presidential directives, federal laws, Federal Bureau of Investigation (FBI) directives, and the Criminal Justice Information Services (CJIS) Advisory Policy Board (APB) decisions to provide criminal justice agencies with a minimum set of policy and procedural requirements for participating in N-DEx and to protect and safeguard criminal justice information. This minimum set of requirements ensures continuity of N-DEx operation and information security.
- 1.1.5 The N-DEx Policy and Operating Manual may be used as the sole policy and operating manual for N-DEx participating agencies. A participating agency may complement the N-DEx Policy and Operating Manual with agency specific policy and operating procedures, or the participating agency may develop their own stand-alone policy and operating manual; however, the N-DEx Policy and Operating Manual shall always be the minimum standard and participating agencies may augment, or increase the standards, but shall not detract from the N-DEx Policy and Operating Standards.
- 1.1.6 The N-DEx Policy and Operating Manual applies to all entities with access to, or who operate in support of, N-DEx services and information. This policy manual is subject to change as a result of presidential directives, federal laws, FBI directives, and CJIS APB decisions. The terms of any policy and procedural change preempt any existing inconsistency contained herein.

- 1.1.7 The N-DEx Policy and Operating Manual is an unrestricted document and can be shared without limitation.

## **1.2 Operational Framework**

- 1.2.1 The N-DEx system is a system managed within the framework of the CJIS System of Services and identified within the CJIS systems User Agreement.
- 1.2.2 Participating agencies and users must adhere to the *CJIS Security Policy*.
- 1.2.3 The N-DEx system stores vast amounts of criminal justice information which may be instantly retrieved by and/or furnished to any authorized agency.
- 1.2.4 N-DEx is restricted to documented criminal justice information obtained by criminal justice agencies in connection with their official duties administering criminal justice.
- 1.2.5 Within the context of N-DEx, leveraging refers to the capability to access CJIS Systems of Service and Non-CJIS criminal justice data sources via web services. CJIS Systems are only available if the CJIS Systems Agency (CSA) authorizes this capability.
- 1.2.6 N-DEx will not contain criminal intelligence data as defined by Title 28, Code of Federal Regulations (C.F.R.), Part 23.
- 1.2.7 In accordance with the *CJIS Security Policy* and consistent with Title 28, C.F.R., Part 20, Subpart A, N-DEx system access is restricted to “criminal justice agencies” and agencies performing the “administration of criminal justice.”
- 1.2.8 N-DEx is an on-line real-time program and records are constantly being updated; therefore, record information can change at any time.
- 1.2.9 N-DEx is the national enhanced pointer and data discovery system for SBU, law enforcement sensitive, and Controlled Unclassified Information (CUI) class criminal justice data.
- 1.2.10 N-DEx is a fee free, secure, nationwide, computerized information sharing system established to fill an identified gap in the CJIS System of Services.
- 1.2.11 The N-DEx Program is a cooperative endeavor of local, state, tribal, and federal law enforcement/criminal justice entities, in which each entity is participating under its own legal status, jurisdiction and authorities. All N-DEx operations will be based upon the legal status, jurisdiction and authorities of individual participants. N-DEx is not intended, and shall not be deemed, to have any independent legal status.
- 1.2.12 Agencies shall participate in N-DEx in accordance with their own individual legal status, jurisdiction, restrictions, and authorities.

- 1.2.13 Participating agencies contribute information to N-DEx with an express promise of confidentiality.
- 1.2.14 N-DEx participants shall contribute or allow access to information via N-DEx, and agrees to permit the access, dissemination, and/or use of such information by other parties pursuant to the provisions of this policy. The record owning agency has the sole responsibility and accountability for ensuring that it is not constrained from permitting this access by any laws, regulations, policies, or procedures.
- 1.2.15 N-DEx is not created pursuant to a single federal statute; rather, N-DEx is the FBI's response to the criminal justice community's request to answer the challenge of information sharing.
- 1.2.16 All inquiries regarding the N-DEx system should be addressed to the FBI, CJIS Division, via e-mail: [ndex@leo.gov](mailto:ndex@leo.gov); via telephone (304) 625-HELP [4357]; or via mail; Attention: N-DEx Program Office, Module B-3, 1000 Custer Hollow Road, Clarksburg, WV 26306-0153.

### **1.3 Data Use**

- 1.3.1 The N-DEx system shall be used in accordance with the policies in this document and those of the federated CJIS System of Services operating procedures or policies. The CSA shall ensure N-DEx participating agencies have procedures to comply with the policies in this document and those of the federated CJIS system as a part of enabling user agency access of federated services, e.g., procedures to engage hit confirmation and the placing of a "locate" in accordance with NCIC policy.
- 1.3.2 An N-DEx result indicates that criminal justice information may exist.
- 1.3.3 System Access: N-DEx contains criminal justice information obtained by criminal justice agencies in connection with their official duties administering criminal justice, and N-DEx system access is restricted to criminal justice agencies and agencies performing the administration of criminal justice. Only the following agencies are authorized to access N-DEx based on the agency type Originating Agency Identifier (ORI) value as indicated by the 9th character:
- 1.3.3.1 Law Enforcement Agencies
- Law enforcement agencies possessing 9<sup>th</sup> character ORIs of 0 - 9 (numeric values) e.g., police, sheriff, etc.
- 1.3.3.2 Criminal Justice Agencies
- Prosecuting Attorney's Offices –ORIs end in an "A." This includes District Attorney's Offices, Attorney General's Offices, etc.

- Pretrial service agencies and pretrial release agencies – ORIs end in a “B.”
- Correctional Institutions ORIs end in a “C.” This includes jails, prisons, detention centers, etc.
- Nongovernmental railroad or campus police departments qualifying for access to III – ORIs end in an “E.”
- Probation and Parole Offices – ORIs end in a “G.”
- INTERPOL – ORIs end in an “I.” As a foreign criminal justice agency, INTERPOL shall be a Limited System Participant. Local, state, and tribal criminal justice agency data shall not be shareable with limited system participants.
- Courts and Magistrates Offices – ORIs end in a “J.”
- Custodial facilities in medical or psychiatric institutions and some medical examiners' offices which are criminal justice in function – ORIs end in an “M.”
- Regional dispatch centers that are criminal justice agencies or noncriminal justice governmental agencies performing criminal justice dispatching functions for criminal justice agencies – ORIs end in an “N.”
- Local, county, state, or federal agencies that are classified as criminal justice agencies by statute but do not fall into one of the aforementioned categories – ORIs end in a “Y.”

1.3.4 Acceptable System Use: Personnel engaged in the following activities may be granted access by the CSA consistent with state laws:

1.3.4.1 Law enforcement investigations, i.e., to further investigations of criminal behavior based on prior identification of specific criminal activity by an agency with a statutory ability to perform arrest functions.

1.3.4.2 Pretrial release investigation, i.e., to obtain information about recently arrested defendants for use in deciding whether conditions are to be set for defendants' release prior to trial, monitor a defendant's compliance with his/her conditions of release during pretrial period, and identify offenses pending adjudication.



- 1.3.4.3 Intake investigation, i.e., to conduct prisoner classification and offender risk assessments to safely manage the correction population.
- 1.3.4.4 Correctional institution investigation, i.e., to identify and suppress criminal suspects and criminal enterprise organizations operating within correctional systems, prepare for the prosecution of crimes committed within a correctional institution, conduct criminal apprehension efforts of prison escapees, ensure inmates cannot continue their criminal activities through misuse of visitation or communication privileges, monitor out source supervision and treatment progress, conduct offender travel permit investigations, prepare for prisoner transfer, and conduct pre-release investigation to determine reentry requirements and facilitate release notification.
- 1.3.4.5 Pre-sentence investigation, i.e., to identify the risk of reoffense, flight, community, officer and victim safety, identify law enforcement contact not resulting in arrest, identify offenses pending adjudication, and ensure illicit income is not used for bail, bond, or criminal defense.
- 1.3.4.6 Supervision investigation, i.e., to identify incident information (i.e. personal conduct, contact with LEAs, offenses, gang affiliations, known associates, employment, etc.) constituting a violation of release or supervision conditions, prepare and investigate interstate transfer of adult offenders, facilitate concurrent supervision, conduct risk and needs assessments, facilitate apprehension of absconders, and identify offenses pending adjudication.
- 1.3.4.7 Criminal justice employment background checks, i.e., to obtain information regarding an applicant's fitness to serve as an employee within a criminal justice agency.
- 1.3.4.8 Data administration/management, i.e., to perform administrative role responsibilities and conduct searches of record owner contributed data as a part of internal review by a record owner. Responses for this purpose may not be disseminated for any other reason and are limited to that agency's portion of N-DEx contributed records.
- 1.3.4.9 Training, i.e., to educate users on the policies, services and capabilities of the N-DEx system utilizing authentic criminal justice information submitted to N-DEx by criminal justice agencies.

Training is considered to be an acceptable use of N-DEx, so long as it does not include curiosity searches, browsing, or self-queries.

- 1.3.5 User Identifier Requirement: A user shall provide the following user identifiers prior to accessing N-DEx:

- 1.3.5.1 Identity Provider ID: unique identifier that identifies the system the user utilizes to access the N-DEx system.
  - 1.3.5.2 User ID: unique username assigned by the user's identity provider for authentication and identification.
  - 1.3.5.3 Last Name: last name or family name of the user.
  - 1.3.5.4 First Name: first name of the user.
  - 1.3.5.5 Employer ORI: unique identifier assigned to the organization that is the user's assigned agency. ORIs must be a CJIS NCIC assigned ORI.
- 1.3.6 Use Code Requirement: The FBI's CJIS Division is required to maintain an audit trail of each search request and returned result of N-DEx data. Therefore, every N-DEx search request must include a Use Code identifying why the search was performed.

The following Use Codes are considered acceptable when searching N-DEx:

- 1.3.6.1 Administrative Use Code "A": Must be used when N-DEx is utilized by a record-owning agency or submitter/aggregator to retrieve and display N-DEx contributed records in association with performing the agency's data administration/management duty. Responses for this purpose shall not be disseminated for any other reason and are limited to the record-owning agency portion of N-DEx records.
- 1.3.6.2 Criminal Justice Use Code "C": Must be used when N-DEx is utilized for official duties in connection with the administration of criminal justice as the term is defined in 28 Code of Federal Regulations (CFR) § 20.3 (2011).
- 1.3.6.3 Criminal Justice Employment Use Code "J": Must be used when N-DEx is utilized to conduct criminal justice employment background checks.

In order to use N-DEx to conduct criminal justice employment background checks, the agency must adhere to the following notice and consent, redress and audit requirements:

- Notice and Consent: The agency must provide notice to the applicant and the applicant must provide a signed consent. At a minimum one of the following or substantially similar statements must appear on an agency's Notice and Consent form to an applicant, examples of which are provided below:
  - General Statement:

The (agency's name)'s acquisition, retention, and sharing of information related to your employment application is generally authorized under (state and federal citations). The purpose for requesting this information is to conduct a complete background investigation pertaining to your fitness to serve as a (employee type). This background investigation may include inquiries pertaining to your (employment) (education) (medical history) (credit history) (criminal history) and any information relevant to your character and reputation. By signing this form, you are acknowledging that you have received notice and have provided consent for (agency's name) to use this information to conduct such a background investigation, which may include the searching of (N-DEx) (criminal justice databases) (private databases) (public databases).

- Specific N-DEx statement:

I authorize any employee or representative of (agency's name) to search N-DEx to obtain information regarding my qualifications and fitness to serve as a (employee type). I understand that N-DEx is an electronic repository of information from federal, state, local, tribal, and regional criminal justice entities. This national information sharing system permits users to search and analyze data from the entire criminal justice cycle, including crime incident and investigation reports; arrest, booking, and incarceration reports; and probation and parole information. This release is executed with full knowledge, understanding, and consent that any information discovered in N-DEx may be used for the official purpose of conducting a complete employment background investigation. I also understand that any information found in N-DEx will not be disclosed to any other person or agency unless authorized and consistent with applicable law. I release (agency's name) from any liability or damage that may result from the use of information obtained from N-DEx.

- Redress: The agency must provide applicants with an opportunity to challenge and/or correct records if employment is denied based on information obtained from N-DEx.
- If employment is denied solely due to information obtained from N-DEx, and the applicant challenges the accuracy or completeness of those records, the denying agency shall provide the applicant with the contact information of the agency owning the information underlying the decision to deny. After receiving a written request from the applicant challenging the accuracy or completeness of the record used to deny employment, the record-owning agency shall then review the relevant information and advise the applicant in

writing whether it has confirmed the accuracy or completeness of its records or whether the records will be corrected. If the applicant does not receive a response from the record-owning agency within 30 days from the date of the applicant's written request, the applicant may contact the FBI CJIS Division N-DEx Unit, 1000 Custer Hollow Rd, Clarksburg, WV 26306. The FBI shall forward the challenge to the record-owning agency for verification or correction. The record-owning agency shall then review the relevant information and advise the applicant in writing whether it has verified its records or whether the records will be corrected. Agencies should inform applicants of their responsibility to provide any corrected information to the denying agency that may assist the record owning agency in its research on behalf of the applicant.

- Audit: The agency must comply with certain procedural and documentation requirements.
- All use of N-DEx for criminal justice employment background investigations shall require Use Code “J”. Agencies that contribute records to N-DEx shall be permitted and enabled to reject Use Code “J” requests. When N-DEx is searched as part of a criminal justice employment background investigation, the fact that the search was conducted must be documented in the applicant’s file. If information accessed through N-DEx is viewed and used during the criminal justice employment background investigation, the agency must document in the applicant’s file: (1) that the requesting agency received advanced authorization for the use of the information for employment purposes from the record-owning agency and (2) that the requesting agency has confirmed the accuracy of the information with the record-owning agency.
- Agencies are expected to comply with the above requirements in addition to the existing N-DEx policy requirements (e.g. training, information sharing, data quality, system security) and all applicable laws and regulations. These additional requirements mitigate the privacy risks of using N-DEx to conduct criminal justice employment background checks and ensure that such use is implemented in a lawful and proper manner.

1.3.7 Search Reason Requirement: While the Use Code provides some lead information, it only provides a minimal audit trail. Therefore, all N-DEx users are required to provide the reason for every search request. This will ensure N-DEx searches are conducted for authorized uses and Use Codes are correctly applied. The Search reason shall include information, (such as, but not limited to, incident number, arrest transaction number, booking number, project name, routine activity description, and

if applicable the individual recipient/agency the search was made “on behalf of”, etc.), to assist the user in accounting for appropriate system use for each transaction. Interstate Identification Index searches via N-DEx shall clearly identify the individual recipient/agency the search was made “on behalf of”. The identification shall take the form of a unique identifier that shall remain unique to the individual requester and to the secondary recipient throughout the minimum one year retention period.

- 1.3.8 Authorized Pre-Permission Use: N-DEx information may be viewed, output, or discussed without advance authorization of the record owning agency, within the record-requesting agency or another agency, if the other agency is an authorized recipient of such information by virtue of meeting the requirements for N-DEx access and is being serviced by the record-requesting agency. However, any recipient of N-DEx data must obtain advanced permission from the record-owning agency prior to acting upon any data obtained through N-DEx.
- 1.3.9 Advanced Permission Requirement: Terms of N-DEx information use must be obtained from the record-owning agency prior to reliance or action upon, or secondary dissemination. N-DEx information may only be relied or acted upon, or secondarily disseminated within the limitations specified by the record-owning agency. Reliance or action upon, or secondary dissemination of N-DEx information beyond the original terms requires further permission from the record owning agency.
- 1.3.10 Verification Requirement: N-DEx information must be verified with the record-owning agency for completeness, timeliness, accuracy, and relevancy prior to reliance upon, action, or secondary dissemination.
- 1.3.11 Information returned specifically from the warehoused data of N-DEx or an N-DEx federated data source must be identified to the user as being received via N-DEx and may only be used in accordance with the N-DEx policies and CJIS System of Service policies.
- 1.3.12 Immediate use of N-DEx information can be made without the advanced permission of the record owning agency if there is an exigent circumstance - an emergency situation requiring swift action to prevent imminent danger to life or serious damage to property, or to forestall the imminent escape of a suspect, or destruction of evidence. The record-owning agency shall be immediately notified of any use made as a result of exigent circumstances.
- 1.3.13 Participating agencies are encouraged to consider how they may wish to account for use authorization requests and concurrences. While N-DEx does not systematically support nor require a log to be maintained, agencies are encouraged to consider how the advanced permission, verification, and data provision may be documented within their own organization.

## 1.4 Responsibility for Records

- 1.4.1 Record-owning agencies that make available records in the N-DEx system are responsible for their timeliness, accuracy, completeness, and providing point-of-contact information. For further explanation of timeliness, accuracy, and completeness, see section 2.5 Maintaining The Integrity of N-DEx Records.
- 1.4.2 Each record-owning agency controls how and with whom their data is shared, thus retaining responsibility, control, and ownership.
- 1.4.3 Agency-Configurable Data Sharing Controls: N-DEx is designed to allow record-owning agencies to protect their data in accordance with the laws and policies that govern dissemination and privacy for their jurisdictions. All data is presumed sharable unless the record-owning agency restricts data access, in accordance with their sharing policy. N-DEx enables data sharing at the following data item (i.e. reports) dissemination criteria values:
  - 1.4.3.1 Green: Data is viewable.
  - 1.4.3.2 Yellow: Data consists of record ID and record-owning agency Point of Contact (POC) information. To obtain access, contact the record-owning agency.
  - 1.4.3.3 Red: Data is not viewable.
  - 1.4.3.4 Record-owning agencies shall have the ability to configure sharing policy based on agency, agency type, individual users, or data characteristics to create exception groups for their data. Thus, an N-DEx record may be red to one user, yellow to a second, and green to a third. Record-owning agencies are encouraged to submit records using the green value; however if an agency must submit records using the red or yellow values, they are encouraged to make their records green for their agency to realize the full benefit of automatic entity integration, data correlation, and other tools within N-DEx, including the creation of subscriptions.
- 1.4.4 Pursuant to Executive Order 12958 as amended, *Classified National Security Information*, N-DEx is designated as an unclassified system. Record-owning agencies shall ensure that data contributed to and/or exchanged by N-DEx is unclassified and free of classified national security information. Information contributed to N-DEx resides on a server(s) located in FBI controlled space, containing SBU and CUI from contributing agencies with established formal agreements.
- 1.4.5 All participating agencies whether contributing information to N-DEx or leveraging N-DEx shall access the N-DEx server(s) and functionality via secure internet

connections (as defined by the *CJIS Security Policy*) or via the FBI's CJIS Wide Area Network.

- 1.4.6 The FBI CJIS Division, as manager of N-DEx, helps maintain the integrity of the system through:
  - 1.4.6.1 Automatic computer checks which reject records with common types of errors in data.
  - 1.4.6.2 Pre-data ingestion analysis and data inspection.
  - 1.4.6.3 On-going manual quality control checks by FBI personnel.
  - 1.4.6.4 Automated tool support, e.g., conformance testing assistant, for construction of data submissions.
  - 1.4.6.5 System generated error reports for viewing by the record-owning Source Data Administrator (SDA) and CSA.
  - 1.4.6.6 Monitoring and automated logging of all successful and unsuccessful logon attempts where CJIS is the identity provider, file access, correlations, and transaction types, regardless of access means.

## **1.5 System Description**

- 1.5.1 Full system participants are local, state, tribal, and federal criminal justice agencies throughout the United States, District Of Columbia, United States territories.
- 1.5.2 Limited system participants are foreign criminal justice agencies. Local, state, and tribal criminal justice agency data shall not be shareable with limited system participants, i.e. foreign criminal justice agencies.
  - 1.5.2.1 N-DEx is the technical mechanism to bi-directionally share federal government unclassified criminal justice information with foreign partners, e.g., Australian Federal Police, New Zealand Police, and United Kingdom Serious Organized Crime Agency.
- 1.5.3 Data contributed to the N-DEx system must meet the criteria established for the particular type of record involved as identified in the N-DEx Information Exchange Package Documentation (IEPD).
- 1.5.4 In accordance with the *CJIS Security Policy*, Criminal Justice Information (CJI) shall refer to all FBI CJIS provided data necessary for criminal justice agencies to perform their missions. Such information shall consist of, but not be limited to biometric, identity history, biographic, property, and case/incident history data.



- 1.5.5 Data contributed and/or exchanged via N-DEx is CJI, which contains Personally Identifiable Information, e.g., names, social security numbers, etc., as well as, non-identifying descriptive information e.g., offense location, weapon involved, etc., and may contain criminal history record information as defined in Title 28, C.F.R., Part 20. The collection, storage, and dissemination of information shall comply with all applicable laws and regulations.
- 1.5.6 In accordance with the *CJIS Security Policy*, an information exchange agreement, i.e., a formal agreement specifying security controls must be signed before exchanging criminal justice information. Formal agreements may take the form of user agreements, management control agreements, CJIS security addendum, or any other document that meets the requirements articulated in the *CJIS Security Policy*.

## 1.6 Policy Management

- 1.6.1 The CJIS APB, established by Title 28, C.F.R., Part 20.35, recommends general policy to the FBI Director with respect to the philosophy, concept, and operational principles of the N-DEx system. In its deliberations, the APB places particular emphasis on system security; and rules, regulations, and procedures to maintain the integrity of CJIS System of Services and criminal justice information.
- 1.6.2 Detailed information on the operation of the APB process can be found within the *Bylaws for the Criminal Justice Information Services Advisory Policy Board and Working Groups*.
- 1.6.3 In accordance with the *CJIS Security Policy*, the CJIS Systems Officer (CSO) or designee shall ensure a Terminal Agency Coordinator (TAC) is designated within each agency that has devices accessing CJIS systems. The TAC serves as the POC for the CSO at the local agency for matters relating to CJIS information access. The TAC administers CJIS systems programs with the local agency and oversees the agency's compliance with CJIS systems policies.
- 1.6.4 The CSO or designee shall ensure an N-DEx Agency Coordinator (NAC) is designated within each agency which accesses N-DEx. The NAC serves as the POC for the CSO at the local agency for matters relating to N-DEx. The NAC administers N-DEx within the local agency and oversees the agency's compliance with N-DEx system policies. The NAC may also be the agency's TAC. An agency may change its NAC at any time, but must notify the CSA in writing of the change. The following N-DEx roles may be performed by the CSO, or delegated to the NAC or other appropriate personnel within the CSA or N-DEx agency. It is recommended an alternate be assigned as a back-up to assist with performing the administrative duties in case of emergency or personnel changes. One individual may perform all administrative roles, or the roles may be assigned to several individuals.
- 1.6.4.1 **CSO Administrator Role** – Responsible for managing the users, audit, and training within their area of responsibility as identified by ORI. The role is



activated by the N-DEx Program Office within the N-DEx system for the CSO. Once activated, the role provides the CSO with the user, audit, and training management functionality. The CSO has the ability to assign the user, audit, and training management functionality by ORI to users/NACs at state, local, federal, and tribal agencies.

**1.6.4.2 Source Data Administrator Role** – Responsible for establishing and managing the agency’s configurable data sharing controls and submitting data to N-DEx for assigned record-owning agency(ies). If the record-owning agency chooses to submit Uniform Crime Reporting / National Incident Based Reporting System (NIBRS) data via N-DEx, the Source Data Administrator’s role is expanded to include responsibilities for managing the NIBRS extract authorization and monitoring the extract process. The N-DEx Program Office enables the Source Data Administrator capability within the N-DEx system.

**1.6.4.3 Automated Processing Administrator Role** – Responsible for activating, configuring, and managing the N-DEx optional automated processing capability. Automated processing enables an agency to receive reports reflecting correlations between their submissions and current N-DEx information.

## **1.7 System Security**

1.7.1 The CSA is responsible for establishing and administering an information technology security program throughout the CSA’s user community consistent with roles and responsibilities described in the *Bylaws for the CJIS Advisory Policy Board and Working Groups* and the *CJIS Security Policy*.

1.7.2 The FBI uses hardware and software controls to help ensure system security. However, final responsibility for the maintenance of the security and confidentiality of CJI rests with the individual agencies participating in the N-DEx system. Further information regarding system security can be obtained from the *CJIS Security Policy*.

1.7.3 The data stored in the N-DEx system is documented CJI and must be protected to ensure authorized, legal, and efficient dissemination and use. It is incumbent upon an N-DEx participating agency to implement procedures to make the N-DEx system secure from any unauthorized use.

## **2.0 QUALITY CONTROL, VALIDATION, TRAINING, AND OTHER PROCEDURES**

### **2.1 Maintaining System Integrity**

2.1.1 Responsibility To Maintain System Integrity

2.1.1.1 Pursuant to the current version of the *Bylaws Of The Criminal Justice Information Services Advisory Policy Board And Working Groups*, the CSA is

responsible for ensuring appropriate use, enforcing system discipline and security, and ensuring CJIS operating procedures are followed by all users, regardless of whether they are performed by CSA personnel, contracted support, an outside agency, etc.

2.1.1.2 A CSA may delegate responsibilities, including user management, to the NAC of subordinate agencies as outlined in the CJIS Security Policy.

2.1.1.3 The CSA may require notification of all new users given N-DEx through delegated user management. It is the CSA's responsibility to coordinate this notification process and the frequency of notification with the delegated "user management designee". This process will ensure the CSA has the desired level of involvement for user access since they remain ultimately responsible for all CJIS System of Services activities.

## **2.2 Security**

2.2.1 Security standards are documented in the *CJIS Security Policy*.

## **2.3 Audit**

2.3.1 Compliance audit: Compliance audit standards are documented in the *CJIS Security Policy*.

2.3.2 The FBI CJIS Division shall conduct compliance audits of CSAs that have agencies using the N-DEx system. Audits shall consist of the following:

2.3.2.1 Administrative interview with N-DEx local agency NAC.

2.3.2.2 Network inspection.

2.3.2.3 A review of random N-DEx transactions.

2.3.2.4 A review of user access.

2.3.2.5 Technical security and, if applicable, NCIC and III policies will also be assessed.

2.3.3 Audits will not include a review of data quality.

2.3.4 The FBI CJIS division shall incorporate the N-DEx audit into its existing audit cycle and audit findings will be provided to the APB for its review and appropriate action, which may include sanctions.

2.3.5 Security audits: Security audit standards are documented in the *CJIS Security Policy*.

- 2.3.6 Audits by the CSA: CSA audit responsibilities are documented in the *CJIS Security Policy* and Director approved APB guidance.

## **2.4 Training**

- 2.4.1 CSAs may delegate N-DEx training to local agencies or regional information sharing entities.
- 2.4.2 Prior to searching data via N-DEx, CSAs shall ensure, directly or through local delegation, that users are trained on N-DEx policy matters, emphasizing data use rules.
- 2.4.3 Basic security awareness training shall be required within six months of initial assignment and biennially thereafter, for all personnel who have access to CJI.
- 2.4.4 Train N-DEx users granted access to federated CJIS System of Services system(s) in accordance with individual federated system training requirements.
- 2.4.5 Every two years, train users on N-DEx policy matters, emphasizing data use rules.
- 2.4.6 CSA shall ensure that all individuals with physical and logical access to N-DEx information are trained on N-DEx data use.
- 2.4.7 Maintain records of all training and proficiency affirmation.
- 2.4.8 The N-DEx PO shall make training materials available to the CSA. Training materials may take the form of any of the below:
  - 2.4.8.1 Basic course hand out materials and curriculum.
  - 2.4.8.2 Video training.
  - 2.4.8.3 Computer based training modules.

## **2.5 Maintaining The Integrity of N-DEx Records**

- 2.5.1 Record-owning agencies are responsible for the timeliness, accuracy, and completeness of their data. The records in the record-owning agency record/case management system are considered the source records.
- 2.5.2 Timeliness: Each record-owning agency shall submit data, including any updates or changes to the original submission as often as a contributor can feasibly execute them. Updates or changes shall be executed at least monthly.
- 2.5.3 Accuracy: Because records contributed to N-DEx will be limited to duplicates and summaries of records obtained and separately managed by the record-owning agency

within its own record/case system(s), and for which the record-owning agency is responsible, each record-owning agency shall ensure contributed data is reflected within the source system(s). The record-owning agency shall ensure contributed data is synchronized with the Agencies source system records as they are updated/changed.

- 2.5.4 Completeness: Each record-owning agency should submit as many N-DEx data elements as they have available or are permitted to by law.

## **2.6 Quality Control**

- 2.6.1 FBI personnel periodically check records entered into the N-DEx system. Issues discovered in records are communicated directly to the CSA and NAC.

## **2.7 N-DEx System Maintenance**

- 2.7.1 When scheduled maintenance is being conducted on the N-DEx system, an information page will be displayed stating the expected outage time. If the N-DEx system should become unavailable, outside of scheduled maintenance times, a warning banner will be displayed to the users. However, after a reasonable period of time and the problem is not resolved, notify the FBI CJIS, telephone 304-625-HELP [4357].

## **3.0 N-DEx SANCTIONS**

- 3.1.1 In accordance with the *CJIS Security Policy*, each participating agency shall employ a formal sanctions process for personnel failing to comply with established information security policies and procedures.
- 3.1.2 Upon any discovery of misuse by any users or agencies granted access to the N-DEx system, notification to their NAC and CSA must take place immediately.
- 3.1.3 Sanctions for misuse of N-DEx shall be established by the CJIS APB.
- 3.1.4 Sanctions for misuse of N-DEx federated CJIS System of Services shall follow the established sanctions process for the CJIS System of Services.
- 3.1.5 Sanctions for *CJIS Security Policy* violations shall follow the established sanctions process.

## **APPENDIX A ACRONYMS**

APA	Automated Processing Administrator
APB	Advisory Policy Board
CFR	Code of Federal Regulations
CHRI	Criminal History Record Information
CJI	Criminal Justice Information
CJIS	Criminal Justice Information Services
CSA	CJIS Systems Agency
CSO	CJIS Systems Officer
CUI	Controlled Unclassified Information
FBI	Federal Bureau of Investigation
IEPD	Information Exchange Package Documentation
III	Interstate Identification Index
LEA	Law Enforcement Agency
LES	Law Enforcement Sensitive
NAC	N-DEx Agency Coordinator
NCIC	National Crime Information Center
N-DEx	Law Enforcement National Data Exchange
PO	Program Office
POC	Point of Contact
SA	Security Administrator
SBU	Sensitive But Unclassified
SDA	Source Data Administrator
TA	Training Administrator
TAC	Terminal Agency Coordinator
UA	User Administrator

## **APPENDIX B APPROVED TECHNICAL & OPERATIONAL UPDATES**

Through the CJIS Advisory Process, the following technical and operational changes have been approved or are awaiting approval of the FBI Director. Though a change may have been approved, changes do not become effective until implemented. All listed change is pending implementation.

**NONE AT THIS TIME**

**City Administrative policy 4-43 Reporting  
Improper Governmental Actions.pdf**

**Reporting Improper Governmental Action  
and Protecting Employees Against Retaliation Policy Chapter 4, Personnel  
Policy 4-43**

**Revised: November 07, 2016**

**PURPOSE:**

It is the policy of the City (1) to encourage reporting by its employees, to the extent not expressly prohibited by law, of improper governmental action taken by City officials and employees and (2) to protect governmental actions in accordance with the City's policies and procedure(s). The purpose of this policy is to protect City employees who make good-faith reports of such improper governmental action to appropriate governmental bodies and to provide remedies for such individuals who are thereafter subjected to retaliation for having made such reports.

**SCOPE:**

This policy applies to all City employees and officials.

**DEFINITIONS:**

As used in this policy, the following terms shall have the meanings indicated:

1. "Improper governmental action" means any action by a City official or employee:
  1. That is undertaken in the performance of the official's or employee's official duties, whether or not the action is within the scope of the employee's employment; and
  2. That (i) is in violation of any federal, state, or local law or rule, (ii) is an abuse of authority, (iii) is of substantial and specific danger to the public health or safety, or (iv) is a gross waste of public funds.

"Improper governmental action" excludes personnel actions, including but not limited to: employee grievances, complaints, appointments, promotions, transfers, assignments, reassignments, reinstatements, restorations, reemployments, performance evaluations, reductions in pay, dismissals, suspensions, demotions, reprimands or other disciplinary actions, violations of



collective bargaining or civil service laws, or alleged violations of labor agreements or any action that may be taken under Chapters 41.08, 41.12, 41.14, 41.56, 41.59 or 53.18 RCW or RCW 54.04.170 and 54.04.180.

Except as otherwise specifically provided for herein, a properly authorized City program or activity does not become an "improper governmental action" because an employee dissents from the City policy or considers the expenditures unwise.

2. "Retaliatory action" means (a) Any adverse change in a local government employee's employment status, or the terms and conditions of employment including action taken in reprisal for a City employee's action protected under this Policy and may include, but is not limited to: denial of adequate staff to perform duties; frequent staff changes, frequent and undesirable office changes; refusal to assign meaningful work; unwarranted and unsubstantiated letters of reprimand or unsatisfactory performance evaluations, demotion, transfer, reassignment, reduction in pay, denial of promotion, suspension, dismissal, or any other disciplinary action; or (b) hostile actions by another employee towards a local government employee that were encouraged by a supervisor or senior manager or official.
3. "Emergency" means a circumstance that if not immediately changed may cause damage to persons or property.

## **REFERENCES:**

- R-3776 Resolution of the City Council of Kirkland dated November 24, 1992.
- Chapter 42.41 RCW, Local government whistleblower protection

## **POLICY:**

### **Procedures for Reporting**

#### **1. Reporting to City**

City employees who become aware of improper governmental action should raise the issue first with their supervisor. If requested by the supervisor, the employee shall submit a written report to the supervisor, or some person designated by their supervisor, stating in detail the basis for the employee's belief that an improper governmental action has occurred. Where the employee reasonably believes the improper governmental action involves his or her supervisor, the employee may raise

the issue directly with the City Manager or such other person as may be designated by the City Manager to receive reports of improper governmental actions.

In the case of an emergency, where the employee believes that damage to persons or property may result if action is not taken immediately, the employee may report the improper governmental action directly to the appropriate government agency with responsibility for investigating the improper actions.

## **2. Investigation by City**

The supervisor, the City Manager or the City Manager's designee, as the case may be, shall take prompt action to assist the City in properly investigating the report of improper governmental action. City officials and employees involved in the investigation shall keep the identity of the reporting employee confidential to the extent possible under law, unless the employee authorizes the disclosure of his or her identity in writing. After an investigation has been completed, the employee reporting the improper governmental action shall be advised of a summary of the results of the investigation, except that personnel actions taken as a result of the investigation may be kept confidential to the extent allowed by law.

## **3. Reporting to Other Agencies**

City employees may report information about improper governmental action directly to the appropriate government agency with responsibility for investigating the improper action if the City employee reasonably believes that an adequate investigation was not undertaken by the City to determine whether an improper governmental action occurred, or that insufficient action has been taken by the City to address the improper governmental action is likely to recur.

## **4. Protections Limited**

City employees who fail to make a good faith attempt to follow the City's procedures in reporting improper governmental action shall not receive the protections provided by the City in these procedures.

## **Protection Against Retaliatory Actions**

### **1. Retaliation Prohibited**

No City official or employee shall take retaliatory action against any employee on account of any activity protected by the Policy. City officials and employees are prohibited from retaliating against a City employee because he or she (1) has in good faith reported an improper governmental action in accordance with these policies and procedures, (2) cooperated in an investigation by the City related to improper governmental action, or (3) testified in a proceeding arising out of an improper governmental action.

### **2. Reporting Retaliation to City**

Employees who believe that they have been retaliated against for reporting an improper governmental action should advise their supervisor, the City Manager or the City Manager's designee. City officials and supervisors shall take appropriate action to investigate and address complaints of retaliation.

### **3. Notification to City Council**

If the employee's supervisor, the City Manager, or the City Manager's designee, as the case may be, does not satisfactorily resolve a City employee's complaint that he or she has been retaliated against in violation of the policy, the City employee may seek protection under this policy and pursuant to state law by delivering, no later than thirty (30) days after the occurrence of the alleged retaliatory action, a written notice to the City Council that:

1. Specifies the alleged retaliatory action, and
2. Specifies the relief requested

Delivery to the City Clerk shall constitute delivery to the City Council.

### **4. Copy of Retaliation Charge to be Provided to City Manager; Time for City Response**

City employees shall provide a copy of their written retaliation charge to the City Manager concurrent with delivery to the City Clerk. The City shall respond within thirty (30) days to the charge of retaliatory action.

## **5. Request for hearing before City Hearing Examiner**

After receiving either the response of the City or thirty (30) days after the delivery of the charge to the City Manager or City Clerk, as the case may be, the City employee may request a hearing before the City Hearing Examiner to determine whether a retaliatory action occurred and to obtain appropriate relief provided by law. To obtain a hearing, the employee must deliver the request for a hearing to the City Manager within fifteen (15) days of delivery of the City's response to the charge of retaliatory action, or forty-five (45) days of delivery of the charge of retaliation to the City for response.

Within five (5) working days of receipt of a proper request for hearing, the City Manager shall advise the City Hearing Examiner to schedule a hearing to the retaliation charge and request for relief.

## **6. Hearing Provisions**

1. The City employee, as the initiating party, has the burden of proving his or her claim by a preponderance of the evidence.
2. The Hearing Examiner shall issue a final decision consisting of findings of fact, conclusions of law and judgment no later than forty-five days after the date the request for hearing was delivered to the City Manager. The Hearing Examiner may grant specific extensions of time beyond this period of time for rendering a decision at the request of either party upon a showing of good cause, or upon his or her own motion.
3. The relief that may be granted by the Hearing Examiner consists of reinstatement, with or without back pay, and such injunctive relief as may be found to be necessary in order to return the employee to the position he or she held before the retaliatory action and to prevent any recurrence of retaliatory action. The Hearing Examiner may award costs and reasonable attorneys' fees to the prevailing party.
4. If a determination is made that retaliatory action has been taken against the employee, the Hearing Examiner may, in addition to any other remedy, recommend to the City Manager that any person found to have retaliated against the employee be suspended with or without pay or dismissed or receive other appropriate discipline; provided, however, any final disciplinary decision shall be made by the City Manager.
5. The final decision of the Hearing Examiner is subject to judicial review under the arbitrary and capricious standard. Relief ordered by the Hearing Examiner may be enforced by petition to superior court.
6. Except as otherwise provided in this policy, the hearing shall be conducted according to the rules and procedures of the City Hearing Examiner.

## **RESPONSIBILITIES:**

The City Manager is responsible for implementing the City's policies and procedures (1) for reporting improper governmental action and (2) for protecting employees against retaliatory actions. This includes ensuring that this policy and these procedures (1) are permanently posted where all employees will have reasonable access to them, (2) are made available to any employee upon request and (3) are provided to all newly-hired employees. Officials, managers, and supervisors are responsible for ensuring the procedures are fully implemented within their areas of responsibility. Violations of this policy and these procedures may result in appropriate disciplinary action, up to and including dismissal.

## **LIST OF AGENCIES:**

City of Kirkland City Attorney 123 Fifth Avenue  
Kirkland, WA 98033  
(425) 587-3000

Public Health of Seattle & King County Director's Office  
401 - 5th Avenue, Suite 1300  
Seattle, WA 98104  
206-296-4600

King County Ombudsman Office of Citizen Complaints 516 Third Ave, W1039 Seattle, WA 98104  
206.205.6338

King County Prosecuting Attorney's Office Criminal Division (206) 296-9000  
Fraud Division (206) 296-9010  
Civil Division (206) 296-9015

King County Superior Court  
King County Courthouse location (206) 296-9100 Maleng Regional Justice Center location (206)  
205-2501

State of Washington Attorney General's Office  
Government Compliance and Enforcement Phone: (360) 753-6200

King County  
Department of Development and Environmental Services (DDES) Code Enforcement  
206-296-6680  
1-888-437-4771 for urgent, after-hours complaints

Puget Sound Clean Air Agency 206.343.8800  
800.552.3565  
800.595.4341 (air quality hotline)

**City Administrative Policy 4-43 Reporting  
Improper Governmental Actions.pdf**

**Reporting Improper Governmental Action  
and Protecting Employees Against Retaliation Policy Chapter 4, Personnel  
Policy 4-43**

**Revised: November 07, 2016**

**PURPOSE:**

It is the policy of the City (1) to encourage reporting by its employees, to the extent not expressly prohibited by law, of improper governmental action taken by City officials and employees and (2) to protect governmental actions in accordance with the City's policies and procedure(s). The purpose of this policy is to protect City employees who make good-faith reports of such improper governmental action to appropriate governmental bodies and to provide remedies for such individuals who are thereafter subjected to retaliation for having made such reports.

**SCOPE:**

This policy applies to all City employees and officials.

**DEFINITIONS:**

As used in this policy, the following terms shall have the meanings indicated:

1. "Improper governmental action" means any action by a City official or employee:
  1. That is undertaken in the performance of the official's or employee's official duties, whether or not the action is within the scope of the employee's employment; and
  2. That (i) is in violation of any federal, state, or local law or rule, (ii) is an abuse of authority, (iii) is of substantial and specific danger to the public health or safety, or (iv) is a gross waste of public funds.

"Improper governmental action" excludes personnel actions, including but not limited to: employee grievances, complaints, appointments, promotions, transfers, assignments, reassignments, reinstatements, restorations, reemployments, performance evaluations, reductions in pay, dismissals, suspensions, demotions, reprimands or other disciplinary actions, violations of

collective bargaining or civil service laws, or alleged violations of labor agreements or any action that may be taken under Chapters 41.08, 41.12, 41.14, 41.56, 41.59 or 53.18 RCW or RCW 54.04.170 and 54.04.180.

Except as otherwise specifically provided for herein, a properly authorized City program or activity does not become an "improper governmental action" because an employee dissents from the City policy or considers the expenditures unwise.

2. "Retaliatory action" means (a) Any adverse change in a local government employee's employment status, or the terms and conditions of employment including action taken in reprisal for a City employee's action protected under this Policy and may include, but is not limited to: denial of adequate staff to perform duties; frequent staff changes, frequent and undesirable office changes; refusal to assign meaningful work; unwarranted and unsubstantiated letters of reprimand or unsatisfactory performance evaluations, demotion, transfer, reassignment, reduction in pay, denial of promotion, suspension, dismissal, or any other disciplinary action; or (b) hostile actions by another employee towards a local government employee that were encouraged by a supervisor or senior manager or official.
3. "Emergency" means a circumstance that if not immediately changed may cause damage to persons or property.

## **REFERENCES:**

- R-3776 Resolution of the City Council of Kirkland dated November 24, 1992.
- Chapter 42.41 RCW, Local government whistleblower protection

## **POLICY:**

### **Procedures for Reporting**

#### **1. Reporting to City**

City employees who become aware of improper governmental action should raise the issue first with their supervisor. If requested by the supervisor, the employee shall submit a written report to the supervisor, or some person designated by their supervisor, stating in detail the basis for the employee's belief that an improper governmental action has occurred. Where the employee reasonably believes the improper governmental action involves his or her supervisor, the employee may raise



the issue directly with the City Manager or such other person as may be designated by the City Manager to receive reports of improper governmental actions.

In the case of an emergency, where the employee believes that damage to persons or property may result if action is not taken immediately, the employee may report the improper governmental action directly to the appropriate government agency with responsibility for investigating the improper actions.

## **2. Investigation by City**

The supervisor, the City Manager or the City Manager's designee, as the case may be, shall take prompt action to assist the City in properly investigating the report of improper governmental action. City officials and employees involved in the investigation shall keep the identity of the reporting employee confidential to the extent possible under law, unless the employee authorizes the disclosure of his or her identity in writing. After an investigation has been completed, the employee reporting the improper governmental action shall be advised of a summary of the results of the investigation, except that personnel actions taken as a result of the investigation may be kept confidential to the extent allowed by law.

## **3. Reporting to Other Agencies**

City employees may report information about improper governmental action directly to the appropriate government agency with responsibility for investigating the improper action if the City employee reasonably believes that an adequate investigation was not undertaken by the City to determine whether an improper governmental action occurred, or that insufficient action has been taken by the City to address the improper governmental action is likely to recur.

## **4. Protections Limited**

City employees who fail to make a good faith attempt to follow the City's procedures in reporting improper governmental action shall not receive the protections provided by the City in these procedures.

## **Protection Against Retaliatory Actions**

### **1. Retaliation Prohibited**

No City official or employee shall take retaliatory action against any employee on account of any activity protected by the Policy. City officials and employees are prohibited from retaliating against a City employee because he or she (1) has in good faith reported an improper governmental action in accordance with these policies and procedures, (2) cooperated in an investigation by the City related to improper governmental action, or (3) testified in a proceeding arising out of an improper governmental action.

### **2. Reporting Retaliation to City**

Employees who believe that they have been retaliated against for reporting an improper governmental action should advise their supervisor, the City Manager or the City Manager's designee. City officials and supervisors shall take appropriate action to investigate and address complaints of retaliation.

### **3. Notification to City Council**

If the employee's supervisor, the City Manager, or the City Manager's designee, as the case may be, does not satisfactorily resolve a City employee's complaint that he or she has been retaliated against in violation of the policy, the City employee may seek protection under this policy and pursuant to state law by delivering, no later than thirty (30) days after the occurrence of the alleged retaliatory action, a written notice to the City Council that:

1. Specifies the alleged retaliatory action, and
2. Specifies the relief requested

Delivery to the City Clerk shall constitute delivery to the City Council.

### **4. Copy of Retaliation Charge to be Provided to City Manager; Time for City Response**

City employees shall provide a copy of their written retaliation charge to the City Manager concurrent with delivery to the City Clerk. The City shall respond within thirty (30) days to the charge of retaliatory action.

## **5. Request for hearing before City Hearing Examiner**

After receiving either the response of the City or thirty (30) days after the delivery of the charge to the City Manager or City Clerk, as the case may be, the City employee may request a hearing before the City Hearing Examiner to determine whether a retaliatory action occurred and to obtain appropriate relief provided by law. To obtain a hearing, the employee must deliver the request for a hearing to the City Manager within fifteen (15) days of delivery of the City's response to the charge of retaliatory action, or forty-five (45) days of delivery of the charge of retaliation to the City for response.

Within five (5) working days of receipt of a proper request for hearing, the City Manager shall advise the City Hearing Examiner to schedule a hearing to the retaliation charge and request for relief.

## **6. Hearing Provisions**

1. The City employee, as the initiating party, has the burden of proving his or her claim by a preponderance of the evidence.
2. The Hearing Examiner shall issue a final decision consisting of findings of fact, conclusions of law and judgment no later than forty-five days after the date the request for hearing was delivered to the City Manager. The Hearing Examiner may grant specific extensions of time beyond this period of time for rendering a decision at the request of either party upon a showing of good cause, or upon his or her own motion.
3. The relief that may be granted by the Hearing Examiner consists of reinstatement, with or without back pay, and such injunctive relief as may be found to be necessary in order to return the employee to the position he or she held before the retaliatory action and to prevent any recurrence of retaliatory action. The Hearing Examiner may award costs and reasonable attorneys' fees to the prevailing party.
4. If a determination is made that retaliatory action has been taken against the employee, the Hearing Examiner may, in addition to any other remedy, recommend to the City Manager that any person found to have retaliated against the employee be suspended with or without pay or dismissed or receive other appropriate discipline; provided, however, any final disciplinary decision shall be made by the City Manager.
5. The final decision of the Hearing Examiner is subject to judicial review under the arbitrary and capricious standard. Relief ordered by the Hearing Examiner may be enforced by petition to superior court.
6. Except as otherwise provided in this policy, the hearing shall be conducted according to the rules and procedures of the City Hearing Examiner.

## **RESPONSIBILITIES:**

The City Manager is responsible for implementing the City's policies and procedures (1) for reporting improper governmental action and (2) for protecting employees against retaliatory actions. This includes ensuring that this policy and these procedures (1) are permanently posted where all employees will have reasonable access to them, (2) are made available to any employee upon request and (3) are provided to all newly-hired employees. Officials, managers, and supervisors are responsible for ensuring the procedures are fully implemented within their areas of responsibility. Violations of this policy and these procedures may result in appropriate disciplinary action, up to and including dismissal.

## **LIST OF AGENCIES:**

City of Kirkland City Attorney 123 Fifth Avenue  
Kirkland, WA 98033  
(425) 587-3000

Public Health of Seattle & King County Director's Office  
401 - 5th Avenue, Suite 1300  
Seattle, WA 98104  
206-296-4600

King County Ombudsman Office of Citizen Complaints 516 Third Ave, W1039 Seattle, WA 98104  
206.205.6338

King County Prosecuting Attorney's Office Criminal Division (206) 296-9000  
Fraud Division (206) 296-9010  
Civil Division (206) 296-9015

King County Superior Court  
King County Courthouse location (206) 296-9100 Maleng Regional Justice Center location (206)  
205-2501

State of Washington Attorney General's Office  
Government Compliance and Enforcement Phone: (360) 753-6200

King County  
Department of Development and Environmental Services (DDES) Code Enforcement  
206-296-6680  
1-888-437-4771 for urgent, after-hours complaints

Puget Sound Clean Air Agency 206.343.8800  
800.552.3565  
800.595.4341 (air quality hotline)

## Appendix A-updated 1-19.pdf

# **APPENDIX A**



**UNIFORM AND EQUIPMENT  
SPECIFICATIONS**

## **Insignia of rank**

Chief of Police: It shall be three gold colored metal or gold thread stars, worn on both sides of the uniform shirt collar and on each shoulder of all other outer garments except rain gear.

Captain: It shall be two gold colored metal or gold thread bars, worn on both sides of the uniform shirt collar and on each shoulder of all other outer garments except rain gear.

Lieutenant: It shall be one gold colored metal or gold thread bar, worn on both sides of the uniform shirt collar and on each shoulder of all other outer garments except rain gear.

Sergeant: It shall be three blue chevrons with white thread trim, worn centered on each sleeve and below the Kirkland Police patch of the uniform shirt, and on all outer garments except rain gear.

Corporal: It shall be two blue chevrons with white thread trim, worn centered on each sleeve and below the Kirkland Police patch of the uniform shirt, and on all outer garments except rain gear.

## **UNIFORM CLASSES**

### **Dress Uniform Jacket and Dress Uniform Shirt**

The Dress uniform is to be worn by members of the command staff. It may be worn on special occasions such as funerals, graduations, ceremonies, or as directed by the Chief of Police. The dress uniform includes:

- a. A navy-blue dress jacket.
- b. White shirt.
- c. Uniform navy necktie.
- d. Uniform necktie bar.
- e. Class "A" uniform trousers.
- f. Black belt.
- g. Dress hat.
  1. Dress hat will be an eight-point hat of navy blue cloth, with a hard black leather or vinyl bill, stiffener band, gold colored dress band and gold colored buttons.
- h. All black, polished shoes.
- i. Authorized equipment, apparel and accessories.

Chief of Police:

- Dress uniform jacket shall have three gold colored metallic thread braids worn on both sleeves of the dress jacket; all three braids shall be one-half (1/2) inch wide, with the first braid being 3½ inches from edge of cuff, and three gold colored metal stars on each shoulder.
- Dress uniform shirt shall have three gold colored metal stars on each side of the collar.



#### Captain:

- Dress uniform jacket shall have two gold colored metallic thread braids worn on both sleeves of the dress jacket; both braids shall be one-half (1/2) inch wide, with the first braid being 3½ inches from edge of cuff, and two gold colored metal bars on each shoulder.
- Dress uniform shirt shall have two gold colored metal bars on each side of the collar.

#### Lieutenant:

- Dress uniform jacket shall be one gold colored metallic thread braid worn on both sleeves of the dress jacket; the braid shall be (1/2) inch wide, with the braid being 3½ inches from edge of cuff, and one gold colored metal bar on each shoulder.
- Dress uniform shirt shall have a gold colored metal bar on each side of the collar.

#### Service Stars for Command staff:

- Gold colored metallic thread service stars will be worn on both sleeves of the dress uniform. Each gold star will represent 5 years of service in law enforcement. These stars will be sewn 1/2 inch above the highest gold colored metallic thread braid on each sleeve.

Non-Command Staff issued a Dress Uniform Jacket for assignment at the Washington State Criminal Justice Commission as a TAC Officer will have the following:

#### Sergeant:

- Dress uniform jacket shall have three blue chevrons with white thread trim, worn centered on each sleeve and below the Kirkland Police patch of the dress jacket.

#### Corporal:

- Dress uniform jacket shall have two blue chevrons with white thread trim, worn centered on each sleeve and below the Kirkland Police patch of the dress jacket.

### **Class A Uniforms**

The Class A uniform is to be worn on special occasions such as funerals, graduations, ceremonies, or as directed. The Class A uniform is required for all commissioned officers. The Class A uniform includes:

- a. Uniform long sleeve wool blend shirt.
- b. Uniform wool blend pants.
- c. Uniform navy necktie.
- d. Uniform necktie bar.
- e. Dress hat.
  1. Dress hat will be an eight-point hat of navy blue cloth, with a hard black leather or vinyl bill; and stiffener band.
- f. All black uniform boots and/or shoes with polished toes.
- g. Authorized equipment, apparel and accessories.

Traffic Motorcycle Officers are allowed to wear the following:

- a. Uniform long sleeve wool blend shirt.
- b. Uniform navy necktie.
- c. Uniform necktie bar.
- d. Motorcycle breeches.
- e. Motorcycle helmet.
- f. All black Motorcycle boots that are polished.
  1. Boots with pointed toes are not permitted.
- g. Authorized equipment, apparel and accessories.

### **Class B Uniforms**

The Class B uniform is to be worn by uniformed personnel on a daily basis. All commissioned and corrections officers will possess and maintain a serviceable Class B uniform at all times.

The Commissioned Class B uniform includes:

- a. Department-issued black Jumpsuit, worn with either long or short sleeves.
- b. Black department-issued long and short sleeve shirt.
  1. The long or short sleeve shirt may be worn with the collar open.
  2. No tie is required.
  3. white or black crew neck t-shirt must be worn with the uniform.
  4. All shirt buttons must remain buttoned except for the last button at the neck.
- c. Department-issued black uniform pants.
- d. All black uniform boots and/or shoes with a polished toe shall be worn.
  1. Boots with pointed toes are not permitted.
- e. KPD Baseball hat; KPD wool pull over cap upon request.
- f. Authorized equipment, apparel and accessories.

Traffic Motorcycle Officers are allowed to wear the following:

- a. Department-issued black Jumpsuit, worn with either long or short sleeves.
- b. Black or yellow high visibility long and short sleeve shirt.
  1. The long or short sleeve shirt may be worn with the collar open. No tie is required.
  2. A white or black crew neck t-shirt must be worn with the uniform.
  3. All shirt buttons must remain buttoned except for the last button at the neck.
- c. Motorcycle pants.
- d. Motorcycle helmet.
- e. All black Motorcycle boots that are polished.
  1. Boots with pointed toes are not permitted
- f. Authorized equipment, apparel and accessories.

Bicycle Patrol Officers are allowed to wear the following:

- a. Black long and short sleeve shirt.
  1. The long or short sleeve shirt may be worn with the collar open. No tie is required.
  2. A white or black crew neck t-shirt must be worn with the uniform.
  3. All shirt buttons must remain buttoned except for the last button at the neck.

- b. Bicycle specific Patrol shorts.
- c. Bicycle Patrol helmet.
- d. Authorized equipment, apparel and accessories.

The Corrections Class B uniform includes:

- a. Black Department-issued Jumpsuit.
- b. Black long and short sleeve shirt.
  - 1. The long or short sleeve shirt may be worn with the collar open. No tie is required.
  - 2. A white or black crew neck t-shirt must be worn with the uniform.
  - 3. All shirt buttons must remain buttoned except for the last button at the neck.
- c. Black uniform pants.
- d. All black uniform boots and/or shoes with a polished toe shall be worn.
  - 1. Boots with pointed toes are not permitted.
- e. KPD Baseball hat; KPD wool pull over cap upon request.
- f. Authorized equipment, apparel and accessories.

### **Uniform –authorized equipment, apparel and accessories:**

- 1. Metal Badge: Department issued medal badge shall be worn on the command officer's dress jacket, an officer's Class "A" and Class "B" uniform shirt, or an officer's load-bearing vest.
  - a. It shall be centered one-quarter (1/4) inch above the left breast pocket and pinned in the space provided on the uniform shirt.
  - b. It shall be carried by on-duty plainclothes personnel unless otherwise authorized by Division Lieutenant.
  - c. Shall be silver colored metal for all personnel below the rank of Corporal. Corrections personnel below the rank of Corporal shall be silver colored metal without the eagle.
  - d. Shall be two tone silver and gold with a silver eagle for Corporals and Detectives. Corrections Corporals and Sergeants shall be a two tone silver and gold badge without the eagle.
  - e. Shall be two tone silver and gold with a gold eagle for Sergeant's.
  - f. Shall be solid gold colored for Command Staff.
- 2. Metal Hat Badge: Shall be worn on the Class "A" uniform hat.
  - a. Silver color metal hat badge for ranks of Corporal and below.
  - b. Gold color metal hat badge for the ranks of Sergeant and above.
- 3. Metal Name Plate: Department issued metal nameplate will be centered over and one-quarter (1/4) inch above the right breast pocket. To be worn with the Class "A" uniform and Dress jacket.
- 4. Cloth Name Tag:
  - a. Shall be worn on all outer garments, except the Class "A" uniform shirt and dress jacket, for commissioned officers and corrections officers.
  - b. May be worn on jumpsuits in lieu of, but in the same location as, the uniform name plate.

- c. Shall be of an appropriate colored background cloth, as designated, with white block lettering for the rank of Sergeant and below and gold block lettering for the rank of Lieutenant and above, consisting of the first initial and last name only.
5. Years of Service mark: Each service mark indicates three years of service in law enforcement. The correct number of service marks shall be worn on the left sleeve of the long-sleeve uniform shirt, along the sleeve cuff, and one-half (1/2) inch to the right of the sleeve press line. They shall be sewn on with matching thread. The entire strip shall be replaced when adding a mark
6. Uniform tie clasp shall be a straight bar design with the seal of the State of Washington centered on the bar, and bearing the engraved inscription, "Police Dept." This will be worn centered on the necktie.
7. Buckles, buttons, snaps, tie clasps, and other like metal accessories shall be:
  - a. Silver color for personnel in the rank of Corporal and below.
  - b. Gold color for personnel in the rank of Sergeant and above.
8. Kirkland Police Shoulder patch: The authorized shoulder patch supplied by the Department shall be machine stitched to the sleeves of all uniform shirts and uniform jackets, three-quarters of an inch below the shoulder seam of the shirt and be bisected by the crease in the sleeve.
  - a. Command Staff: The patch will have "Kirkland Police" and the City of Kirkland emblem in gold thread on a blue background and the patch will be bordered with gold thread. The Corrections Lieutenant will have the same patch other than the word Police is replaced by the word Corrections.
  - b. Non-Command Staff: The patch will have "Kirkland Police" and the City of Kirkland emblem in white thread on a blue background and the patch will be bordered with white thread.
  - c. Corrections Officer: The patch will have "Kirkland Corrections" and the City of Kirkland emblem in white thread on a blue background and the patch will be bordered with white thread.
  - d. K9 Officer: The K9 patch will be centered on the right and left sleeves in the same position where the Kirkland Police Department shoulder patches are normally placed for patrol officers.
  - e. Honor Guard: The patch will have "Kirkland Honor Guard" and the City of Kirkland emblem in white thread on a blue background and the patch will be bordered with white thread.
9. Motorcycle patch: A winged motorcycle wheel, centered directly below the Kirkland Police shoulder patch on the sleeves of the uniform shirt and jacket, and shall be worn by certified motorcycle officers only.
10. SRT patch: SRT eagle & lightning bolt patch centered on left breast of the authorized SRT uniform.
11. All cloth accessories shall be neatly and securely sewn with matching color thread.
12. All cloth badges and Department patches shall be obliterated or removed from all apparel prior to discarding the clothing.

13. Ribbons and Pins: No more than two pins may be worn at any time on a uniform, with the exception that if an officer has earned a Medal of Honor, Medal of Valor or a Distinguished Service Award, these ribbons may additionally be worn. Only pins of current assignment(s) may be worn. Pins will be worn centered over and one-quarter (1/4) inch above the nameplate. If two pins are worn, then the second pin will be worn centered and one-quarter (1/4) inch above the first pin. The one-quarter (1/4) inch spacing applies to the additional permitted pins specified above.

- a. The Medal of Valor and Distinguished Service Ribbons will be worn above all pins, except for the Flag pin which may be worn centered over and one-quarter (1/4) inch above any other service pins/ribbons.
- b. Medal of Honor: Washington State Law Enforcement Medal of Honor Committee issued Medal of Honor ribbon bar will be centered over and one-quarter (1/4) inch above the badge.
- c. Medal of Valor: Department issued medal of valor ribbon bar will be centered over and one-quarter (1/4) inch above the nameplate.
- d. Distinguished Service Award: Department issued distinguished service award ribbon bar will be centered over and one-quarter (1/4) inch above the nameplate.
- e. Field Training Officer pin: Department issued metal field training officer pin will be centered over and one-quarter (1/4) inch above the nameplate.
- f. Police Training Officer pin: Department issued metal police training officer pin will be centered over and one-quarter (1/4) inch above the nameplate.
- g. Crisis Negotiations Team pin: Department issued metal crisis negotiations team pin will be centered over and one-quarter (1/4) inch above the nameplate.
- h. Special Response Team pin: Department issued metal special response team pin will be centered over and one-quarter (1/4) inch above the nameplate.
- i. School Resource Officer pin: Department issued metal school resource officer pin will be centered over and one-quarter (1/4) inch above the nameplate.
- j. Command School pin/insignia – Department authorized pin/insignia will be centered over and one quarter (1/4) inch above the nameplate. Pin/insignia may be worn on "Class A" and "Dress" uniform.
- k. United States Flag pin – Department issued metal United States Flag pin will be centered over and one-quarter (1/4) inch above the nameplate.

14. Reliable timepiece shall be carried by all on-duty personnel.

### **Definitions - Authorized Equipment, Apparel and Accessories**

All items of issued apparel must have the approval of the Chief of Police as to color, material, style and manufacturer or stock number if applicable. Said approval is subject to amendment from time to time.

1. Baseball caps - black in color, Department issued only.
  - a. May be worn with "Class B" uniforms for commissioned officers and corrections officers. May also be worn by parking enforcement officers and evidence technicians.

- b. May be worn with the jumpsuit, uniform jackets, rain gear, or when deemed appropriate by one's Division Lieutenant.
2. KPD wool pull over cap – Stocking hat, black in color, shall have Kirkland Police centered on the front.
  - a. May be worn with "Class B" uniforms for commissioned officers and corrections officers. May also be worn by parking enforcement officers and evidence technicians.
  - b. May be worn with the jumpsuit, uniform jackets, rain gear, or when deemed appropriate by one's Division Lieutenant.
3. Uniform Jackets – Uniform jackets will be Department issued weather resistant coats as approved by the Chief of Police. The coat should have reflective properties built into the design. Commissioned uniform jackets shall have the words KIRKLAND POLICE on the back, while corrections uniform jackets shall have the words KIRKLAND CORRECTIONS on the back.
4. Holsters – Only authorized holsters shall be worn by personnel.
5. Uniform footwear for commissioned and non-commissioned personnel is defined as:
  - a. The authorized footwear to be worn with the department issued uniform shall be an all black boot and/or shoe with a polished toe.
  - b. Motorcycle officer's uniform footwear is defined as being protective motorcycle boots of plain black leather.
  - c. Bicycle Patrol officers' footwear will be black shoes that conform to the pedal retention system.
  - d. For Police Support Associates, the footwear shall be black or brown in color; no running-type shoes or flip flops are allowed.
6. Uniform gloves - Wrist-length black gloves may be worn with any uniform. Bicycle officers may wear black or dark gray bicycle gloves.
7. Belts – The uniform trouser belt shall be of black leather or nylon. Police Support Associates may wear brown or black belts.

8. Uniform duty belt/Load-bearing vest – Only authorized/required equipment listed shall be worn on the duty belt or load-bearing vest; nylon items shall be made of black nylon of like color and design:
  - a. Black nylon belt with plastic buckle
  - b. Load-bearing vest (optional)
  - c. Handcuff case (one or two) (LBV allowed)
  - d. Key holder (LBV allowed)
  - e. Magazine pouch (LBV allowed)
  - f. Accepted/approved firearm holster
  - g. Portable radio holder (LBV allowed)
  - h. Baton holder (LBV allowed)
  - i. Belt keepers (4)
  - j. OC holder (LBV allowed)
  - k. Glove case (LBV allowed)
  - l. Accepted/approved taser holster worn on the opposite side of firearm (LBV allowed)
  - m. Optional items as approved/authorized by the command staff.
9. Mock Turtleneck shirt – This is an optional, employee purchased item that is authorized for wear. It must be black in color and may be worn by uniformed personnel with the Class "B" uniform.
10. Motorcycle breeches – cotton or wool, navy blue in color (motorcycle officers only).
11. Bicycle Patrol Shorts - black shorts which are above the knee.
12. Knives/Multi-tools – This is an optional, employee purchased item that is authorized for carry on-duty. They shall be worn where it is secure and concealed unless worn on the belt or LBV in a knife sheath. Fixed blade type designs are prohibited.

### **Personal Equipment Issued**

It is mandatory that all uniformed personnel carry the following issued equipment while working as described below. Uniformed officers who are not on a field assignment, such as Command Staff, Training Unit, and temporary duty assignments, are not required to carry the listed equipment while working inside the Kirkland Police Department and not involved in enforcement activities.

#### 1. Portable Radio

- a. Every commissioned and special commissioned officer in uniform will carry their assigned portable radio. Care must be taken when removing the radio from its carrier. Do not pull the radio out utilizing the antennae as this may damage it.

#### 2. Handgun (must be worn on the belt)

3. Spare Magazines
  - a. All uniformed personnel shall carry at a minimum two spare magazines in an approved magazine pouch on their belt or on their LBV.
4. Handcuffs
5. Oleoresin Capsicum (OC)
6. Asp style expandable baton.
7. Taser (if issued)
8. Tourniquet

### **Police Support Associate Uniforms**

The Police Support Associate uniform shall consist of:

- a. Polo shirt with "Kirkland Police" & "City of Kirkland" emblem embroidered on left front breast.
- b. Black or Tan pants.
- c. Authorized footwear.

Miscellaneous apparel for Police Support Associate shall consist of:

- a. Black sweater with "Kirkland Police" o& "City of Kirkland" emblems embroidered on left front breast.
- b. Black vest with "Kirkland Police" & "City of Kirkland" emblem embroidered on left front breast

### **Parking Enforcement Officers and Evidence Technicians Uniforms**

The Parking Enforcement Officers and Evidence Technicians uniform shall consist of:

- a. Polo shirt with "Kirkland Police" & "City of Kirkland" emblem embroidered on left front breast.
- b. Black utility pants.
- c. All black uniform boots and/or shoes with a polished toe shall be worn.
  - a. Boots with pointed toes are not permitted.

Miscellaneous apparel for Parking Enforcement Officers and Evidence Technician shall consist of:

- a. Black jacket with "Kirkland Police" & "City of Kirkland" emblems embroidered on left front breast.
- b. Black vest with "Kirkland Police" & "City of Kirkland" emblem embroidered on left front breast
- c. Baseball Hat; KPD wool pullover upon request.
- d. Jumpsuits may be worn by Evidence Technicians when authorized by a supervisor.



**ERPO Petition LEA Addendum 06-07-2017.pdf**

**Superior Court of Washington  
For King County**

\_\_\_\_\_  
Petitioner Law Enforcement Agency

vs.

\_\_\_\_\_  
Respondent

**Court Case No.** \_\_\_\_\_  
(to be added by the clerk)

**LAW ENFORCEMENT AGENCY ADDENDUM  
To Petition for an Extreme Risk Protection  
Order**

**FOR LAW ENFORCEMENT AGENCY USE ONLY**  
*(Reference this Addendum in Section 11 of the Petition)*

**Petitioner's Name:** \_\_\_\_\_  
(If not LEA)

**Police Incident Number** \_\_\_\_\_

**Databases Checked**

WACIC/NCIC  
 NICS

DSHS  
 DOL CPL/Firearms

**11A.** Has the respondent been previously **arrested** for any felony offense, any violent misdemeanor, or any crime involving a firearm? Please include date of the arrest, the offense, and nature of the respondent's alleged actions (attach an additional sheet labeled 11.A. as needed):

**11B.** Has the respondent been previously **convicted** of a crime that constitutes domestic violence as defined in RCW 10.99.020? Please include offense(s) and date(s) of conviction(s) (attach an additional sheet labeled 11.B. as needed):



**KC Mental Health Crisis and  
Commitment Services\_handout.pdf**

# King County

## Mental Health Crisis and Commitment Services

If you need immediate help, call the **Crisis Clinic at: 206-461-3222**. The Crisis Clinic offers telephone-based crisis intervention and information and referrals to community services for youth and adults in Seattle-King County, WA.



### King County Crisis and Commitment Services (CCS)

CCS provides evaluation of people who may be a danger to self or others due to a mental disorder. This may result in an involuntary detention at a psychiatric facility. The involuntary detention due to mental illness law for adults is RCW 71.05. For youth 13 through 17 years of age the law is RCW 71.34.

**King County Crisis and Commitment Services** screening is available  
Weekdays 8:30am-4:30pm.  
**Phone: 206-263-9200**

After hours, please call the Crisis Clinic.

A new section of Washington State's involuntary mental health treatment law went into effect July 24, 2015. This section, known as Joel's Law, allows a person's immediate family member, legal guardian, or conservator to petition the superior court for detention if a Designated Mental Health Professional (DMHP) makes a decision not to detain an adult. There are multiple steps and considerations when filing a Joel's Law Petition. For assistance, please contact the DMHP office at (206) 263-9200, and they will help find the best approach to respond to the person in crisis.

### Children's Crisis Outreach Response System (CCORS)

CCORS provides crisis services to children, youth and families in King County who are not already enrolled in the publicly funded KCBHP. CCORS also provides limited services to children and youth who are currently enrolled in the KCBHP. CCORS builds on the family's and youth's strengths to provide creative and flexible solutions that focus on teaching and modeling parenting and problem-solving skills to manage behavior and avoid out of home placement. Access to CCORS is available through the Crisis Clinic at **206-461-3222** or **1-866-4CRISIS**.

## Appendix A revised 5-19.pdf

# **APPENDIX A**



**UNIFORM AND EQUIPMENT  
SPECIFICATIONS**



## **Insignia of rank**

Chief of Police: It shall be three gold colored metal or gold thread stars, worn on both sides of the uniform shirt collar and on each shoulder of all other outer garments except rain gear.

Captain: It shall be two gold colored metal or gold thread bars, worn on both sides of the uniform shirt collar and on each shoulder of all other outer garments except rain gear.

Lieutenant: It shall be one gold colored metal or gold thread bar, worn on both sides of the uniform shirt collar and on each shoulder of all other outer garments except rain gear.

Sergeant: It shall be three blue chevrons with white thread trim, worn centered on each sleeve and below the Kirkland Police patch of the uniform shirt, and on all outer garments except rain gear.

Corporal: It shall be two blue chevrons with white thread trim, worn centered on each sleeve and below the Kirkland Police patch of the uniform shirt, and on all outer garments except rain gear.

## **UNIFORM CLASSES**

### **Dress Uniform Jacket and Dress Uniform Shirt**

The Dress uniform is to be worn by members of the command staff. It may be worn on special occasions such as funerals, graduations, ceremonies, or as directed by the Chief of Police. The dress uniform includes:

- a. A navy-blue dress jacket.
- b. White shirt.
- c. Uniform navy necktie.
- d. Uniform necktie bar.
- e. Class "A" uniform trousers.
- f. Black belt.
- g. Dress hat.
  1. Dress hat will be an eight-point hat of navy blue cloth, with a hard black leather or vinyl bill, stiffener band, gold colored dress band and gold colored buttons.
- h. All black, polished shoes.
- i. Authorized equipment, apparel and accessories.

Chief of Police:

- Dress uniform jacket shall have three gold colored metallic thread braids worn on both sleeves of the dress jacket; all three braids shall be one-half (1/2) inch wide, with the first braid being 3½ inches from edge of cuff, and three gold colored metal stars on each shoulder.
- Dress uniform shirt shall have three gold colored metal stars on each side of the collar.

Captain:

- Dress uniform jacket shall have two gold colored metallic thread braids worn on both sleeves of the dress jacket; both braids shall be one-half (1/2) inch wide, with the first braid being 3½ inches from edge of cuff, and two gold colored metal bars on each shoulder.
- Dress uniform shirt shall have two gold colored metal bars on each side of the collar.

Lieutenant:

- Dress uniform jacket shall be one gold colored metallic thread braid worn on both sleeves of the dress jacket; the braid shall be (1/2) inch wide, with the braid being 3½ inches from edge of cuff, and one gold colored metal bar on each shoulder.
- Dress uniform shirt shall have a gold colored metal bar on each side of the collar.

Service Stars for Command staff:

- Gold colored metallic thread service stars will be worn on both sleeves of the dress uniform. Each gold star will represent 5 years of service in law enforcement. These stars will be sewn 1/2 inch above the highest gold colored metallic thread braid on each sleeve.

Non-Command Staff issued a Dress Uniform Jacket for assignment at the Washington State Criminal Justice Commission as a TAC Officer will have the following:

Sergeant:

- Dress uniform jacket shall have three blue chevrons with white thread trim, worn centered on each sleeve and below the Kirkland Police patch of the dress jacket.

Corporal:

- Dress uniform jacket shall have two blue chevrons with white thread trim, worn centered on each sleeve and below the Kirkland Police patch of the dress jacket.

**Class A Uniforms**

The Class A uniform is to be worn on special occasions such as funerals, graduations, ceremonies, or as directed. The Class A uniform is required for all commissioned officers. The Class A uniform includes:

- a. Uniform long sleeve wool blend shirt.
- b. Uniform wool blend pants.
- c. Uniform navy necktie.
- d. Uniform necktie bar.
- e. Dress hat.
  1. Dress hat will be an eight-point hat of navy blue cloth, with a hard black leather or vinyl bill; and stiffener band.
- f. All black uniform boots and/or shoes with polished toes.
- g. Authorized equipment, apparel and accessories.

Traffic Motorcycle Officers are allowed to wear the following:

- a. Uniform long sleeve wool blend shirt.
- b. Uniform navy necktie.
- c. Uniform necktie bar.
- d. Motorcycle breeches.
- e. Motorcycle helmet.
- f. All black Motorcycle boots that are polished.
  1. Boots with pointed toes are not permitted.
- g. Authorized equipment, apparel and accessories.

### **Class B Uniforms**

The Class B uniform is to be worn by uniformed personnel on a daily basis. All commissioned and corrections officers will possess and maintain a serviceable Class B uniform at all times.

The Commissioned Class B uniform includes:

- a. Department-issued black Jumpsuit, worn with either long or short sleeves.
- b. Black department-issued long and short sleeve shirt.
  1. The long or short sleeve shirt may be worn with the collar open.
  2. No tie is required.
  3. white or black crew neck t-shirt must be worn with the uniform.
  4. All shirt buttons must remain buttoned except for the last button at the neck.
- c. Department-issued black uniform pants.
- d. All black uniform boots and/or shoes with a polished toe shall be worn.
  1. Boots with pointed toes are not permitted.
- e. KPD Baseball hat; KPD wool pull over cap upon request.
- f. Authorized equipment, apparel and accessories.

Traffic Motorcycle Officers are allowed to wear the following:

- a. Department-issued black Jumpsuit, worn with either long or short sleeves.
- b. Black or yellow high visibility long and short sleeve shirt.
  1. The long or short sleeve shirt may be worn with the collar open. No tie is required.
  2. A white or black crew neck t-shirt must be worn with the uniform.
  3. All shirt buttons must remain buttoned except for the last button at the neck.
- c. Motorcycle pants.
- d. Motorcycle helmet.
- e. All black Motorcycle boots that are polished.
  1. Boots with pointed toes are not permitted
- f. Authorized equipment, apparel and accessories.

Bicycle Patrol Officers are allowed to wear the following:

- a. Black long and short sleeve shirt.
  1. The long or short sleeve shirt may be worn with the collar open. No tie is required.
  2. A white or black crew neck t-shirt must be worn with the uniform.
  3. All shirt buttons must remain buttoned except for the last button at the neck.

- b. Bicycle specific Patrol shorts.
- c. Bicycle Patrol helmet.
- d. Authorized equipment, apparel and accessories.

The Corrections Class B uniform includes:

- a. Black Department-issued Jumpsuit.
- b. Black long and short sleeve shirt.
  - 1. The long or short sleeve shirt may be worn with the collar open. No tie is required.
  - 2. A white or black crew neck t-shirt must be worn with the uniform.
  - 3. All shirt buttons must remain buttoned except for the last button at the neck.
- c. Black uniform pants.
- d. All black uniform boots and/or shoes with a polished toe shall be worn.
  - 1. Boots with pointed toes are not permitted.
- e. KPD Baseball hat; KPD wool pull over cap upon request.
- f. Authorized equipment, apparel and accessories.

### **Uniform –authorized equipment, apparel and accessories:**

- 1. Metal Badge: Department issued medal badge shall be worn on the command officer's dress jacket, an officer's Class "A" and Class "B" uniform shirt, or an officer's load-bearing vest.
  - a. It shall be centered one-quarter (1/4) inch above the left breast pocket and pinned in the space provided on the uniform shirt.
  - b. It shall be carried by on-duty plainclothes personnel unless otherwise authorized by Division Lieutenant.
  - c. Shall be silver colored metal for all personnel below the rank of Corporal. Corrections personnel below the rank of Corporal shall be silver colored metal without the eagle.
  - d. Shall be two tone silver and gold with a silver eagle for Corporals and Detectives. Corrections Corporals and Sergeants shall be a two tone silver and gold badge without the eagle.
  - e. Shall be two tone silver and gold with a gold eagle for Sergeant's.
  - f. Shall be solid gold colored for Command Staff.
- 2. Metal Hat Badge: Shall be worn on the Class "A" uniform hat.
  - a. Silver color metal hat badge for ranks of Corporal and below.
  - b. Gold color metal hat badge for the ranks of Sergeant and above.
- 3. Metal Name Plate: Department issued metal nameplate will be centered over and one-quarter (1/4) inch above the right breast pocket. To be worn with the Class "A" uniform and Dress jacket.
- 4. Cloth Name Tag:
  - a. Shall be worn on all outer garments, except the Class "A" uniform shirt and dress jacket, for commissioned officers and corrections officers.
  - b. May be worn on jumpsuits in lieu of, but in the same location as, the uniform name plate.

- c. Shall be of an appropriate colored background cloth, as designated, with white block lettering for the rank of Sergeant and below and gold block lettering for the rank of Lieutenant and above, consisting of the first initial and last name only.
5. Years of Service mark: Each service mark indicates three years of service in law enforcement. The correct number of service marks shall be worn on the left sleeve of the long-sleeve uniform shirt, along the sleeve cuff, and one-half (1/2) inch to the right of the sleeve press line. They shall be sewn on with matching thread. The entire strip shall be replaced when adding a mark
6. Uniform tie clasp shall be a straight bar design with the seal of the State of Washington centered on the bar, and bearing the engraved inscription, "Police Dept." This will be worn centered on the necktie.
7. Buckles, buttons, snaps, tie clasps, and other like metal accessories shall be:
  - a. Silver color for personnel in the rank of Corporal and below.
  - b. Gold color for personnel in the rank of Sergeant and above.
8. Kirkland Police Shoulder patch: The authorized shoulder patch supplied by the Department shall be machine stitched to the sleeves of all uniform shirts and uniform jackets, three-quarters of an inch below the shoulder seam of the shirt and be bisected by the crease in the sleeve.
  - a. Command Staff: The patch will have "Kirkland Police" and the City of Kirkland emblem in gold thread on a blue background and the patch will be bordered with gold thread. The Corrections Lieutenant will have the same patch other than the word Police is replaced by the word Corrections.
  - b. Non-Command Staff: The patch will have "Kirkland Police" and the City of Kirkland emblem in white thread on a blue background and the patch will be bordered with white thread.
  - c. Corrections Officer: The patch will have "Kirkland Corrections" and the City of Kirkland emblem in white thread on a blue background and the patch will be bordered with white thread.
  - d. K9 Officer: The K9 patch will be centered on the right and left sleeves in the same position where the Kirkland Police Department shoulder patches are normally placed for patrol officers.
  - e. Honor Guard: The patch will have "Kirkland Honor Guard" and the City of Kirkland emblem in white thread on a blue background and the patch will be bordered with white thread.
9. Motorcycle patch: A winged motorcycle wheel, centered directly below the Kirkland Police shoulder patch on the sleeves of the uniform shirt and jacket, and shall be worn by certified motorcycle officers only.
10. SRT patch: SRT eagle & lightning bolt patch centered on left breast of the authorized SRT uniform.
11. All cloth accessories shall be neatly and securely sewn with matching color thread.
12. All cloth badges and Department patches shall be obliterated or removed from all apparel prior to discarding the clothing.

13. Ribbons and Pins: No more than two pins may be worn at any time on a uniform, with the exception that if an officer has earned a Medal of Honor, Medal of Valor or a Distinguished Service Award, these ribbons may additionally be worn. Only pins of current assignment(s) may be worn. Pins will be worn centered over and one-quarter (1/4) inch above the nameplate. If two pins are worn, then the second pin will be worn centered and one-quarter (1/4) inch above the first pin. The one-quarter (1/4) inch spacing applies to the additional permitted pins specified above.

- a. The Medal of Valor and Distinguished Service Ribbons will be worn above all pins, except for the Flag pin which may be worn centered over and one-quarter (1/4) inch above any other service pins/ribbons.
- b. Medal of Honor: Washington State Law Enforcement Medal of Honor Committee issued Medal of Honor ribbon bar will be centered over and one-quarter (1/4) inch above the badge.
- c. Medal of Valor: Department issued medal of valor ribbon bar will be centered over and one-quarter (1/4) inch above the nameplate.
- d. Distinguished Service Award: Department issued distinguished service award ribbon bar will be centered over and one-quarter (1/4) inch above the nameplate.
- e. Field Training Officer pin: Department issued metal field training officer pin will be centered over and one-quarter (1/4) inch above the nameplate.
- f. Police Training Officer pin: Department issued metal police training officer pin will be centered over and one-quarter (1/4) inch above the nameplate.
- g. Crisis Negotiations Team pin: Department issued metal crisis negotiations team pin will be centered over and one-quarter (1/4) inch above the nameplate.
- h. Special Response Team pin: Department issued metal special response team pin will be centered over and one-quarter (1/4) inch above the nameplate.
- i. School Resource Officer pin: Department issued metal school resource officer pin will be centered over and one-quarter (1/4) inch above the nameplate.
- j. Command School pin/insignia – Department authorized pin/insignia will be centered over and one quarter (1/4) inch above the nameplate. Pin/insignia may be worn on "Class A" and "Dress" uniform.
- k. United States Flag pin – Department issued metal United States Flag pin will be centered over and one-quarter (1/4) inch above the nameplate.

14. Reliable timepiece shall be carried by all on-duty personnel.

### **Definitions - Authorized Equipment, Apparel and Accessories**

All items of issued apparel must have the approval of the Chief of Police as to color, material, style and manufacturer or stock number if applicable. Said approval is subject to amendment from time to time.

1. Baseball caps - black in color, Department issued only.
  - a. May be worn with "Class B" uniforms for commissioned officers and corrections officers. May also be worn by parking enforcement officers and evidence technicians.

- b. May be worn with the jumpsuit, uniform jackets, rain gear, or when deemed appropriate by one's Division Lieutenant.
2. KPD wool pull over cap – Stocking hat, black in color, shall have Kirkland Police centered on the front.
  - a. May be worn with "Class B" uniforms for commissioned officers and corrections officers. May also be worn by parking enforcement officers and evidence technicians.
  - b. May be worn with the jumpsuit, uniform jackets, rain gear, or when deemed appropriate by one's Division Lieutenant.
3. Uniform Jackets – Uniform jackets will be Department issued weather resistant coats as approved by the Chief of Police. The coat should have reflective properties built into the design. Commissioned uniform jackets shall have the words KIRKLAND POLICE on the back, while corrections uniform jackets shall have the words KIRKLAND CORRECTIONS on the back.
4. Holsters – Only authorized holsters shall be worn by personnel.
5. Uniform footwear for commissioned and non-commissioned personnel is defined as:
  - a. The authorized footwear to be worn with the department issued uniform shall be an all black boot and/or shoe with a polished toe.
  - b. Motorcycle officer's uniform footwear is defined as being protective motorcycle boots of plain black leather.
  - c. Bicycle Patrol officers' footwear will be black shoes that conform to the pedal retention system.
  - d. For Police Support Associates, the footwear shall be black or brown in color; no running-type shoes or flip flops are allowed.
6. Uniform gloves - Wrist-length black gloves may be worn with any uniform. Bicycle officers may wear black or dark gray bicycle gloves.
7. Belts – The uniform trouser belt shall be of black leather or nylon. Police Support Associates may wear brown or black belts.

8. Uniform duty belt/Load-bearing vest – Only authorized/required equipment listed shall be worn on the duty belt or load-bearing vest; nylon items shall be made of black nylon of like color and design:
  - a. Black nylon belt with plastic buckle
  - b. Load-bearing vest (optional)
  - c. Handcuff case (one or two) (LBV allowed)
  - d. Key holder (LBV allowed)
  - e. Magazine pouch (LBV allowed)
  - f. Accepted/approved firearm holster
  - g. Portable radio holder (LBV allowed)
  - h. Baton holder (LBV allowed)
  - i. Belt keepers (4)
  - j. OC holder (LBV allowed)
  - k. Glove case (LBV allowed)
  - l. Accepted/approved taser holster worn on the opposite side of firearm (LBV allowed)
  - m. Optional items as approved/authorized by the command staff.
9. Mock Turtleneck shirt – This is an optional, employee purchased item that is authorized for wear. It must be black in color and may be worn by uniformed personnel with the Class "B" uniform.
10. Motorcycle breeches – cotton or wool, navy blue in color (motorcycle officers only).
11. Bicycle Patrol Shorts - black shorts which are above the knee.
12. Knives/Multi-tools – This is an optional, employee purchased item that is authorized for carry on-duty. They shall be worn where it is secure and concealed unless worn on the belt or LBV in a knife sheath. Fixed blade type designs are prohibited.

### **Personal Equipment Issued**

It is mandatory that all uniformed personnel carry the following issued equipment while working as described below. Uniformed officers who are not on a field assignment, such as Command Staff, Training Unit, and temporary duty assignments, are not required to carry the listed equipment while working inside the Kirkland Police Department and not involved in enforcement activities.

1. Portable Radio
  - a. Every commissioned and special commissioned officer in uniform will carry their assigned portable radio. Care must be taken when removing the radio from its carrier. Do not pull the radio out utilizing the antennae as this may damage it.
2. Handgun (must be worn on the belt)



### 3. Spare Magazines

- a. All uniformed personnel shall carry at a minimum two spare magazines in an approved magazine pouch on their belt or on their LBV.

### 4. Handcuffs

### 5. Oleoresin Capsicum (OC)

### 6. Asp style expandable baton.

### 7. Taser (if issued)

### 8. Tourniquet

## **Police Support Associate Uniforms**

The Police Support Associate uniform shall consist of:

- a. Polo shirt with "Kirkland Police" & "City of Kirkland" emblem embroidered on left front breast.
- b. Black or Tan pants.
- c. Authorized footwear.

Miscellaneous apparel for Police Support Associate shall consist of:

- a. Black sweater with "Kirkland Police" o& "City of Kirkland" emblems embroidered on left front breast.
- b. Black vest with "Kirkland Police" & "City of Kirkland" emblem embroidered on left front breast

## **Parking Enforcement Officers and Evidence Technicians Uniforms**

The Parking Enforcement Officers and Evidence Technicians uniform shall consist of:

- a. Polo shirt with "Kirkland Police" & "City of Kirkland" emblem embroidered on left front breast.
- b. Black utility pants.
- c. All black uniform boots and/or shoes with a polished toe shall be worn.
  - a. Boots with pointed toes are not permitted.

Miscellaneous apparel for Parking Enforcement Officers and Evidence Technician shall consist of:

- a. Black jacket with "Kirkland Police" & "City of Kirkland" emblems embroidered on left front breast.
- b. Black vest with "Kirkland Police" & "City of Kirkland" emblem embroidered on left front breast
- c. Baseball Hat; KPD wool pullover upon request.
- d. Jumpsuits may be worn by Evidence Technicians when authorized by a supervisor.

## **Retired Officers' Command Dress and Class A Uniforms and Equipment List**

Per policy 1024-Uniforms, with authorization from the Chief of Police, commissioned personnel **retiring** from the Kirkland Police Department may request to keep the following previously issued items. No new items will be issued upon retirement:

### Command Dress Uniform:

8-point hat/hat badge

Dress coat

Wool Slacks

White shirt

Tie/tie bar

Leather trouser belt

Rank insignia/pins/medals

Holster for duty weapon worn with Command uniform

### Class A:

8-point hat/hat badge

Class A wool shirt

Class A slacks

Tie/tie bar

Pins earned-i.e. command school, awards/specialties

Duty belt and inner belt

Holster for duty weapon

Magazine pouch

## Appendix A revised 11-20.pdf

# **APPENDIX A**



**UNIFORM AND EQUIPMENT  
SPECIFICATIONS**

## **Insignia of rank**

Chief of Police: It shall be three gold colored metal or gold thread stars, worn on both sides of the uniform shirt collar and on each shoulder of all other outer garments except rain gear.

Captain: It shall be two gold colored metal or gold thread bars, worn on both sides of the uniform shirt collar and on each shoulder of all other outer garments except rain gear.

Lieutenant: It shall be one gold colored metal or gold thread bar, worn on both sides of the uniform shirt collar and on each shoulder of all other outer garments except rain gear.

Sergeant: It shall be three blue chevrons with white thread trim, worn centered on each sleeve and below the Kirkland Police patch of the uniform shirt, and on all outer garments except rain gear.

Corporal: It shall be two blue chevrons with white thread trim, worn centered on each sleeve and below the Kirkland Police patch of the uniform shirt, and on all outer garments except rain gear.

## **UNIFORM CLASSES**

### **Dress Uniform Jacket and Dress Uniform Shirt**

The Dress uniform is to be worn by members of the command staff. It may be worn on special occasions such as funerals, graduations, ceremonies, or as directed by the Chief of Police. The dress uniform includes:

- a. A navy-blue dress jacket.
- b. White shirt.
- c. Uniform navy necktie.
- d. Uniform necktie bar.
- e. Class "A" uniform trousers.
- f. Black belt.
- g. Dress hat.
  1. Dress hat will be an eight-point hat of navy blue cloth, with a hard black leather or vinyl bill, stiffener band, gold colored dress band and gold colored buttons.
- h. All black, polished shoes.
- i. Authorized equipment, apparel and accessories.

Chief of Police:

- Dress uniform jacket shall have three gold colored metallic thread braids worn on both sleeves of the dress jacket; all three braids shall be one-half (1/2) inch wide, with the first braid being 3½ inches from edge of cuff, and three gold colored metal stars on each shoulder.
- Dress uniform shirt shall have three gold colored metal stars on each side of the collar.

#### Captain:

- Dress uniform jacket shall have two gold colored metallic thread braids worn on both sleeves of the dress jacket; both braids shall be one-half (1/2) inch wide, with the first braid being 3½ inches from edge of cuff, and two gold colored metal bars on each shoulder.
- Dress uniform shirt shall have two gold colored metal bars on each side of the collar.

#### Lieutenant:

- Dress uniform jacket shall be one gold colored metallic thread braid worn on both sleeves of the dress jacket; the braid shall be (1/2) inch wide, with the braid being 3½ inches from edge of cuff, and one gold colored metal bar on each shoulder.
- Dress uniform shirt shall have a gold colored metal bar on each side of the collar.

#### Service Stars for Command staff:

- Gold colored metallic thread service stars will be worn on both sleeves of the dress uniform. Each gold star will represent 5 years of service in law enforcement. These stars will be sewn 1/2 inch above the highest gold colored metallic thread braid on each sleeve.

Non-Command Staff issued a Dress Uniform Jacket for assignment at the Washington State Criminal Justice Commission as a TAC Officer will have the following:

#### Sergeant:

- Dress uniform jacket shall have three blue chevrons with white thread trim, worn centered on each sleeve and below the Kirkland Police patch of the dress jacket.

#### Corporal:

- Dress uniform jacket shall have two blue chevrons with white thread trim, worn centered on each sleeve and below the Kirkland Police patch of the dress jacket.

### **Class A Uniforms**

The Class A uniform is to be worn on special occasions such as funerals, graduations, ceremonies, or as directed. The Class A uniform is required for all commissioned officers. The Class A uniform includes:

- a. Uniform long sleeve wool blend shirt.
- b. Uniform wool blend pants.
- c. Uniform navy necktie.
- d. Uniform necktie bar.
- e. Dress hat.
  1. Dress hat will be an eight-point hat of navy blue cloth, with a hard black leather or vinyl bill; and stiffener band.
- f. All black uniform boots and/or shoes with polished toes.
- g. Authorized equipment, apparel and accessories.

Traffic Motorcycle Officers are allowed to wear the following:

- a. Uniform long sleeve wool blend shirt.
- b. Uniform navy necktie.
- c. Uniform necktie bar.
- d. Motorcycle breeches.
- e. Motorcycle helmet.
- f. All black Motorcycle boots that are polished.
  1. Boots with pointed toes are not permitted.
- g. Authorized equipment, apparel and accessories.

### **Class B Uniforms**

The Class B uniform is to be worn by uniformed personnel on a daily basis. All commissioned and corrections officers will possess and maintain a serviceable Class B uniform at all times.

The Commissioned Class B uniform includes:

- a. Department-issued black Jumpsuit, worn with either long or short sleeves.
- b. Black department-issued long and short sleeve shirt.
  1. The long or short sleeve shirt may be worn with the collar open.
  2. No tie is required.
  3. white or black crew neck t-shirt must be worn with the uniform.
  4. All shirt buttons must remain buttoned except for the last button at the neck.
- c. Department-issued black uniform pants.
- d. All black uniform boots and/or shoes with a polished toe shall be worn.
  1. Boots with pointed toes are not permitted.
- e. KPD Baseball hat; KPD wool pull over cap upon request.
- f. Authorized equipment, apparel and accessories.

Traffic Motorcycle Officers are allowed to wear the following:

- a. Department-issued black Jumpsuit, worn with either long or short sleeves.
- b. Black or yellow high visibility long and short sleeve shirt.
  1. The long or short sleeve shirt may be worn with the collar open. No tie is required.
  2. A white or black crew neck t-shirt must be worn with the uniform.
  3. All shirt buttons must remain buttoned except for the last button at the neck.
- c. Motorcycle pants.
- d. Motorcycle helmet.
- e. All black Motorcycle boots that are polished.
  1. Boots with pointed toes are not permitted
- f. Authorized equipment, apparel and accessories.

Bicycle Patrol Officers are allowed to wear the following:

- a. Black long and short sleeve shirt.
  1. The long or short sleeve shirt may be worn with the collar open. No tie is required.
  2. A white or black crew neck t-shirt must be worn with the uniform.
  3. All shirt buttons must remain buttoned except for the last button at the neck.



- b. Bicycle specific Patrol shorts.
- c. Bicycle Patrol helmet.
- d. Authorized equipment, apparel and accessories.

The Corrections Class B uniform includes:

- a. Black Department-issued Jumpsuit.
- b. Black long and short sleeve shirt.
  - 1. The long or short sleeve shirt may be worn with the collar open. No tie is required.
  - 2. A white or black crew neck t-shirt must be worn with the uniform.
  - 3. All shirt buttons must remain buttoned except for the last button at the neck.
- c. Black uniform pants.
- d. All black uniform boots and/or shoes with a polished toe shall be worn.
  - 1. Boots with pointed toes are not permitted.
- e. KPD Baseball hat; KPD wool pull over cap upon request.
- f. Authorized equipment, apparel and accessories.

### **Uniform –authorized equipment, apparel and accessories:**

- 1. Metal Badge: Department issued medal badge shall be worn on the command officer's dress jacket, an officer's Class "A" and Class "B" uniform shirt, or an officer's load-bearing vest.
  - a. It shall be centered one-quarter (1/4) inch above the left breast pocket and pinned in the space provided on the uniform shirt.
  - b. It shall be carried by on-duty plainclothes personnel unless otherwise authorized by Division Lieutenant.
  - c. Shall be silver colored metal for all personnel below the rank of Corporal. Corrections personnel below the rank of Corporal shall be silver colored metal without the eagle.
  - d. Shall be two tone silver and gold with a silver eagle for Corporals and Detectives. Corrections Corporals and Sergeants shall be a two tone silver and gold badge without the eagle.
  - e. Shall be two tone silver and gold with a gold eagle for Sergeant's.
  - f. Shall be solid gold colored for Command Staff.
- 2. Metal Hat Badge: Shall be worn on the Class "A" uniform hat.
  - a. Silver color metal hat badge for ranks of Corporal and below.
  - b. Gold color metal hat badge for the ranks of Sergeant and above.
- 3. Metal Name Plate: Department issued metal nameplate will be centered over and one-quarter (1/4) inch above the right breast pocket. To be worn with the Class "A" uniform and Dress jacket.
- 4. Cloth Name Tag:
  - a. Shall be worn on all outer garments, except the Class "A" uniform shirt and dress jacket, for commissioned officers and corrections officers.
  - b. May be worn on jumpsuits in lieu of, but in the same location as, the uniform name plate.

- c. Shall be of an appropriate colored background cloth, as designated, with white block lettering for the rank of Sergeant and below and gold block lettering for the rank of Lieutenant and above, consisting of the first initial and last name only.
5. Years of Service mark: Each service mark indicates three years of service in law enforcement. The correct number of service marks shall be worn on the left sleeve of the long-sleeve uniform shirt, along the sleeve cuff, and one-half (1/2) inch to the right of the sleeve press line. They shall be sewn on with matching thread. The entire strip shall be replaced when adding a mark
6. Uniform tie clasp shall be a straight bar design with the seal of the State of Washington centered on the bar, and bearing the engraved inscription, "Police Dept." This will be worn centered on the necktie.
7. Buckles, buttons, snaps, tie clasps, and other like metal accessories shall be:
  - a. Silver color for personnel in the rank of Corporal and below.
  - b. Gold color for personnel in the rank of Sergeant and above.
8. Kirkland Police Shoulder patch: The authorized shoulder patch supplied by the Department shall be machine stitched to the sleeves of all uniform shirts and uniform jackets, three-quarters of an inch below the shoulder seam of the shirt and be bisected by the crease in the sleeve.
  - a. Command Staff: The patch will have "Kirkland Police" and the City of Kirkland emblem in gold thread on a blue background and the patch will be bordered with gold thread. The Corrections Lieutenant will have the same patch other than the word Police is replaced by the word Corrections.
  - b. Non-Command Staff: The patch will have "Kirkland Police" and the City of Kirkland emblem in white thread on a blue background and the patch will be bordered with white thread.
  - c. Corrections Officer: The patch will have "Kirkland Corrections" and the City of Kirkland emblem in white thread on a blue background and the patch will be bordered with white thread.
  - d. K9 Officer: The K9 patch will be centered on the right and left sleeves in the same position where the Kirkland Police Department shoulder patches are normally placed for patrol officers.
  - e. Honor Guard: The patch will have "Kirkland Honor Guard" and the City of Kirkland emblem in white thread on a blue background and the patch will be bordered with white thread.
9. Motorcycle patch: A winged motorcycle wheel, centered directly below the Kirkland Police shoulder patch on the sleeves of the uniform shirt and jacket, and shall be worn by certified motorcycle officers only.
10. SRT patch: SRT eagle & lightning bolt patch centered on left breast of the authorized SRT uniform.
11. All cloth accessories shall be neatly and securely sewn with matching color thread.
12. All cloth badges and Department patches shall be obliterated or removed from all apparel prior to discarding the clothing.

13. Ribbons and Pins: No more than two pins may be worn at any time on a uniform, with the exception that if an officer has earned a Medal of Honor, Medal of Valor or a Distinguished Service Award, these ribbons may additionally be worn. Only pins of current assignment(s) may be worn. Pins will be worn centered over and one-quarter (1/4) inch above the nameplate. If two pins are worn, then the second pin will be worn centered and one-quarter (1/4) inch above the first pin. The one-quarter (1/4) inch spacing applies to the additional permitted pins specified above.

- a. The Medal of Valor and Distinguished Service Ribbons will be worn above all pins, except for the Flag pin which may be worn centered over and one-quarter (1/4) inch above any other service pins/ribbons.
- b. Medal of Honor: Washington State Law Enforcement Medal of Honor Committee issued Medal of Honor ribbon bar will be centered over and one-quarter (1/4) inch above the badge.
- c. Medal of Valor: Department issued medal of valor ribbon bar will be centered over and one-quarter (1/4) inch above the nameplate.
- d. Distinguished Service Award: Department issued distinguished service award ribbon bar will be centered over and one-quarter (1/4) inch above the nameplate.
- e. Field Training Officer pin: Department issued metal field training officer pin will be centered over and one-quarter (1/4) inch above the nameplate.
- f. Police Training Officer pin: Department issued metal police training officer pin will be centered over and one-quarter (1/4) inch above the nameplate.
- g. Crisis Negotiations Team pin: Department issued metal crisis negotiations team pin will be centered over and one-quarter (1/4) inch above the nameplate.
- h. Special Response Team pin: Department issued metal special response team pin will be centered over and one-quarter (1/4) inch above the nameplate.
- i. School Resource Officer pin: Department issued metal school resource officer pin will be centered over and one-quarter (1/4) inch above the nameplate.
- j. Command School pin/insignia – Department authorized pin/insignia will be centered over and one quarter (1/4) inch above the nameplate. Pin/insignia may be worn on "Class A" and "Dress" uniform.
- k. United States Flag pin – Department issued metal United States Flag pin will be centered over and one-quarter (1/4) inch above the nameplate.

14. Reliable timepiece shall be carried by all on-duty personnel.

### **Definitions - Authorized Equipment, Apparel and Accessories**

All items of issued apparel must have the approval of the Chief of Police as to color, material, style and manufacturer or stock number if applicable. Said approval is subject to amendment from time to time.

1. Baseball caps - black in color, Department issued only.
  - a. May be worn with "Class B" uniforms for commissioned officers and corrections officers. May also be worn by parking enforcement officers and evidence technicians.

- b. May be worn with the jumpsuit, uniform jackets, rain gear, or when deemed appropriate by one's Division Lieutenant.
2. KPD wool pull over cap – Stocking hat, black in color, shall have Kirkland Police centered on the front.
  - a. May be worn with "Class B" uniforms for commissioned officers and corrections officers. May also be worn by parking enforcement officers and evidence technicians.
  - b. May be worn with the jumpsuit, uniform jackets, rain gear, or when deemed appropriate by one's Division Lieutenant.
3. Uniform Jackets – Uniform jackets will be Department issued weather resistant coats as approved by the Chief of Police. The coat should have reflective properties built into the design. Commissioned uniform jackets shall have the words KIRKLAND POLICE on the back, while corrections uniform jackets shall have the words KIRKLAND CORRECTIONS on the back.
4. Holsters – Only authorized holsters shall be worn by personnel.
5. Uniform footwear for commissioned and non-commissioned personnel is defined as:
  - a. The authorized footwear to be worn with the department issued uniform shall be an all black boot and/or shoe with a polished toe.
  - b. Motorcycle officer's uniform footwear is defined as being protective motorcycle boots of plain black leather.
  - c. Bicycle Patrol officers' footwear will be black shoes that conform to the pedal retention system.
  - d. For Police Support Associates, the footwear shall be black or brown in color; no running-type shoes or flip flops are allowed.
6. Uniform gloves - Wrist-length black gloves may be worn with any uniform. Bicycle officers may wear black or dark gray bicycle gloves.
7. Belts – The uniform trouser belt shall be of black leather or nylon. Police Support Associates may wear brown or black belts.

8. Uniform duty belt/Load-bearing vest – Only authorized/required equipment listed shall be worn on the duty belt or load-bearing vest; nylon items shall be made of black nylon of like color and design:
  - a. Black nylon belt with plastic buckle
  - b. Load-bearing vest (optional)
  - c. Handcuff case (one or two) (LBV allowed)
  - d. Key holder (LBV allowed)
  - e. Magazine pouch (LBV allowed)
  - f. Accepted/approved firearm holster
  - g. Portable radio holder (LBV allowed)
  - h. Baton holder (LBV allowed)
  - i. Belt keepers (4)
  - j. OC holder (LBV allowed)
  - k. Glove case (LBV allowed)
  - l. Accepted/approved taser holster worn on the opposite side of firearm (LBV allowed)
  - m. Flashlight (LBV allowed)
  - n. Opioid Case (LBV allowed)
  - o. Tourniquet (LBV allowed)
  - p. Optional items as approved/authorized by the command staff.
9. Mock Turtleneck shirt – This is an optional, employee purchased item that is authorized for wear. It must be black in color and may be worn by uniformed personnel with the Class “B” uniform.
10. Motorcycle breeches – cotton or wool, navy blue in color (motorcycle officers only).
11. Bicycle Patrol Shorts - black shorts which are above the knee.
12. Knives/Multi-tools – This is an optional, employee purchased item that is authorized for carry on-duty. They shall be worn where it is secure and concealed unless worn on the belt or LBV in a knife sheath. Fixed blade type designs are prohibited.

### **Personal Equipment Issued**

It is mandatory that all uniformed personnel carry the following issued equipment while working as described below. Uniformed officers who are not on a field assignment, such as Command Staff, Training Unit, and temporary duty assignments, are not required to carry the listed equipment while working inside the Kirkland Police Department and not involved in enforcement activities.

1. Portable Radio
  - a. Every commissioned and special commissioned officer in uniform will carry their assigned portable radio. Care must be taken when removing the radio from its carrier. Do not pull the radio out utilizing the antennae as this may damage it.
2. Handgun (must be worn on the belt)

### 3. Spare Magazines

- a. All uniformed personnel shall carry at a minimum two spare magazines in an approved magazine pouch on their belt or on their LBV.

### 4. Handcuffs

### 5. Oleoresin Capsicum (OC)

### 6. Asp style expandable baton.

### 7. Taser (if issued)

### 8. Tourniquet

## **Police Support Associate Uniforms**

The Police Support Associate uniform shall consist of:

- a. Polo shirt with "Kirkland Police" & "City of Kirkland" emblem embroidered on left front breast.
- b. Black or Tan pants.
- c. Authorized footwear.

Miscellaneous apparel for Police Support Associate shall consist of:

- a. Black sweater with "Kirkland Police" o& "City of Kirkland" emblems embroidered on left front breast.
- b. Black vest with "Kirkland Police" & "City of Kirkland" emblem embroidered on left front breast

## **Parking Enforcement Officers and Evidence Technicians Uniforms**

The Parking Enforcement Officers and Evidence Technicians uniform shall consist of:

- a. Polo shirt with "Kirkland Police" & "City of Kirkland" emblem embroidered on left front breast.
- b. Black utility pants.
- c. All black uniform boots and/or shoes with a polished toe shall be worn.
  - a. Boots with pointed toes are not permitted.

Miscellaneous apparel for Parking Enforcement Officers and Evidence Technician shall consist of:

- a. Black jacket with "Kirkland Police" & "City of Kirkland" emblems embroidered on left front breast.
- b. Black vest with "Kirkland Police" & "City of Kirkland" emblem embroidered on left front breast
- c. Baseball Hat; KPD wool pullover upon request.
- d. Jumpsuits may be worn by Evidence Technicians when authorized by a supervisor.

## **Retired Officers' Command Dress and Class A Uniforms and Equipment List**

Per policy 1024-Uniforms, with authorization from the Chief of Police, commissioned personnel **retiring** from the Kirkland Police Department may request to keep the following previously issued items. No new items will be issued upon retirement:

### Command Dress Uniform:

8-point hat/hat badge

Dress coat

Wool Slacks

White shirt

Tie/tie bar

Leather trouser belt

Rank insignia/pins/medals

Holster for duty weapon worn with Command uniform

### Class A:

8-point hat/hat badge

Class A wool shirt

Class A slacks

Tie/tie bar

Pins earned-i.e. command school, awards/specialties

Duty belt and inner belt

Holster for duty weapon

Magazine pouch

**Washington State Law Enforcement  
Records Retention Schedule.pdf**



---

**This schedule applies to: Law Enforcement Agencies**

**Scope of records retention schedule**

This records retention schedule covers the public records of local law enforcement agencies relating to the functions of law enforcement, criminal case investigation, and the management of the agency's assets and human resources. It is to be used in conjunction with the *Local Government Common Records Retention Schedule (CORE)* and other approved schedules that relate to the functions of the agency.

All current approved records retention schedules can be accessed online at: <http://www.sos.wa.gov/archives/RecordsRetentionSchedules.aspx>.

**Disposition of public records**

Public records covered by records series within this records retention schedule must be retained for the minimum retention period as specified in this schedule. Washington State Archives strongly recommends the disposition of public records at the end of their minimum retention period for the efficient and effective management of local resources.

Public records designated as Archival (Permanent Retention), Permanent, or Non-Archival with a retention period of "Life of the Agency" must not be destroyed. Records designated as Archival (Appraisal Required) or Potentially Archival must be appraised by the Washington State Archives before disposition. Public records must not be destroyed if they are subject to ongoing or reasonably anticipated litigation. Such public records must be managed in accordance with the agency's policies and procedures for legal holds. Public records must not be destroyed if they are subject to an existing public records request in accordance with chapter [42.56 RCW](#). Such public records must be managed in accordance with the agency's policies and procedures for public records requests.

In addition to the minimum retention requirements specified in this schedule, there may be additional (longer) retention requirements mandated by federal, state and/or local statute, grant agreement, and/or other contractual obligations.

**Revocation of previously issued records retention schedules**

All previously approved disposition authorities for records that are covered by this retention schedule are revoked, including those listed in all general and agency unique retention schedules. Local government agencies must take measures to ensure that the retention and disposition of public records is in accordance with current, approved records retention schedules.

**Authority**

This records retention schedule was approved by the Local Records Committee in accordance with [RCW 40.14.070](#) on January 26, 2017.

---

*Signature on File*

**For the State Auditor: Cindy Evans**

---

*Signature on File*

**For the Attorney General: Matt Kernutt**

---

*Signature on File*

**The State Archivist: Steve Excell**

**Appendix A revised April 2023.pdf**

# **APPENDIX A**



**UNIFORM AND EQUIPMENT  
SPECIFICATIONS**

## **Insignia of rank**

Chief of Police: It shall be three gold colored metal or gold thread stars, worn on both sides of the uniform shirt collar and on each shoulder of all other outer garments except rain gear.

Deputy Chief: It shall be two gold colored metal or gold thread stars, worn on both sides of the uniform shirt collar and on each shoulder of all other outer garments except rain gear.

Lieutenant: It shall be one gold colored metal or gold thread bar, worn on both sides of the uniform shirt collar and on each shoulder of all other outer garments except rain gear.

Sergeant: It shall be three blue chevrons with white thread trim, worn centered on each sleeve and below the Kirkland Police patch of the uniform shirt, and on all outer garments except rain gear.

Corporal: It shall be two blue chevrons with white thread trim, worn centered on each sleeve and below the Kirkland Police patch of the uniform shirt, and on all outer garments except rain gear.

## **UNIFORM CLASSES**

### **Dress Uniform Jacket and Dress Uniform Shirt**

The Dress uniform is to be worn by members of the command staff. It may be worn on special occasions such as funerals, graduations, ceremonies, or as directed by the Chief of Police. The dress uniform includes:

- a. A navy-blue dress jacket.
- b. White shirt.
- c. Uniform navy necktie.
- d. Uniform necktie bar.
- e. Class "A" uniform trousers.
- f. Black belt.
- g. Dress hat.
  1. Dress hat will be an eight-point hat of navy blue cloth, with a hard black leather or vinyl bill, stiffener band, gold colored dress band and gold colored buttons.
- h. All black, polished shoes.
- i. Authorized equipment, apparel and accessories.

Chief of Police:

- Dress uniform jacket shall have three gold colored metallic thread braids worn on both sleeves of the dress jacket; all three braids shall be one-half (1/2) inch wide, with the first braid being 3½ inches from edge of cuff, and three gold colored metal stars on each shoulder.
- Dress uniform shirt shall have three gold colored metal stars on each side of the collar.

#### Deputy Chief:

- Dress uniform jacket shall have two gold colored metallic thread braids worn on both sleeves of the dress jacket; both braids shall be one-half (1/2) inch wide, with the first braid being 3½ inches from edge of cuff, and two gold colored metal stars on each shoulder.
- Dress uniform shirt shall have two gold colored metal bars on each side of the collar.

#### Lieutenant:

- Dress uniform jacket shall be one gold colored metallic thread braid worn on both sleeves of the dress jacket; the braid shall be (1/2) inch wide, with the braid being 3½ inches from edge of cuff, and one gold colored metal bar on each shoulder.
- Dress uniform shirt shall have a gold colored metal bar on each side of the collar.

#### Service Stars for Command staff:

- Gold colored metallic thread service stars will be worn on both sleeves of the dress uniform. Each gold star will represent 5 years of service in law enforcement. These stars will be sewn 1/2 inch above the highest gold colored metallic thread braid on each sleeve.

Non-Command Staff issued a Dress Uniform Jacket for assignment at the Washington State Criminal Justice Commission as a TAC Officer will have the following:

#### Sergeant:

- Dress uniform jacket shall have three blue chevrons with white thread trim, worn centered on each sleeve and below the Kirkland Police patch of the dress jacket.

#### Corporal:

- Dress uniform jacket shall have two blue chevrons with white thread trim, worn centered on each sleeve and below the Kirkland Police patch of the dress jacket.

### **Class A Uniforms**

The Class A uniform is to be worn on special occasions such as funerals, graduations, ceremonies, or as directed. The Class A uniform is required for all commissioned officers. The Class A uniform includes:

- a. Uniform long sleeve wool blend shirt.
- b. Uniform wool blend pants.
- c. Uniform navy necktie.
- d. Uniform necktie bar.
- e. Dress hat.
  1. Dress hat will be an eight-point hat of navy blue cloth, with a hard black leather or vinyl bill; and stiffener band.
- f. All black uniform boots and/or shoes with polished toes.
- g. Authorized equipment, apparel and accessories.

Traffic Motorcycle Officers are allowed to wear the following:

- a. Uniform long sleeve wool blend shirt.
- b. Uniform navy necktie.
- c. Uniform necktie bar.
- d. Motorcycle breeches.
- e. Motorcycle helmet.
- f. All black Motorcycle boots that are polished.
  1. Boots with pointed toes are not permitted.
- g. Authorized equipment, apparel and accessories.

### **Class B Uniforms**

The Class B uniform is to be worn by uniformed personnel on a daily basis. All commissioned and corrections officers will possess and maintain a serviceable Class B uniform at all times.

The Commissioned Class B uniform includes:

- a. Department-issued black Jumpsuit, worn with either long or short sleeves.
- b. Black department-issued long and short sleeve shirt.
  1. The long or short sleeve shirt may be worn with the collar open.
  2. No tie is required.
  3. white or black crew neck t-shirt must be worn with the uniform.
  4. All shirt buttons must remain buttoned except for the last button at the neck.
- c. Department-issued black uniform pants.
- d. All black (to include insignia), clean, uniform boots or shoes shall be worn.
  1. Boots with pointed toes are not permitted.
- e. KPD Baseball hat; KPD wool or fleece pull-over cap upon request.
- f. Authorized equipment, apparel and accessories.

Traffic Motorcycle Officers are allowed to wear the following:

- a. Department-issued black Jumpsuit, worn with either long or short sleeves.
- b. Black or yellow high visibility long and short sleeve shirt.
  1. The long or short sleeve shirt may be worn with the collar open. No tie is required.
  2. A white or black crew neck t-shirt must be worn with the uniform.
  3. All shirt buttons must remain buttoned except for the last button at the neck.
- c. Motorcycle pants.
- d. Motorcycle helmet.
- e. All black Motorcycle boots that are polished.
  1. Boots with pointed toes are not permitted
- f. Authorized equipment, apparel and accessories.

Bicycle Patrol Officers are allowed to wear the following:

- a. Black long and short sleeve shirt.
  1. The long or short sleeve shirt may be worn with the collar open. No tie is required.
  2. A white or black crew neck t-shirt must be worn with the uniform.
  3. All shirt buttons must remain buttoned except for the last button at the neck.

- b. Bicycle specific Patrol shorts.
- c. Bicycle Patrol helmet.
- d. Authorized equipment, apparel and accessories.

The Corrections Class B uniform includes:

- a. Black Department-issued Jumpsuit.
- b. Black long and short sleeve shirt.
  - 1. The long or short sleeve shirt may be worn with the collar open. No tie is required.
  - 2. A white or black crew neck t-shirt must be worn with the uniform.
  - 3. All shirt buttons must remain buttoned except for the last button at the neck.
- c. Black uniform pants.
- d. All black (including insignia) clean, uniform boots or shoes shall be worn.
  - 1. Boots with pointed toes are not permitted.
- e. KPD Baseball hat or KPD wool or fleece pull over cap upon request.
- f. Authorized equipment, apparel and accessories.

### **Uniform –authorized equipment, apparel and accessories:**

- 1. Metal and Cloth Badges: Department issued metal badge shall be worn on the command officer's dress jacket and an officer's Class "A" uniform shirt. Metal or cloth badges (sewn or Velcro) may be worn on Class "B" uniform shirt, or an officer's load-bearing vest.
  - a. Metal or cloth badge shall be centered one-quarter (1/4) inch above the left breast pocket and pinned/attached in the space provided on the uniform shirt.
  - b. Metal badge shall be carried by on-duty plainclothes personnel unless otherwise authorized by Division Lieutenant.
  - c. Badges shall be silver colored metal for all personnel below the rank of Corporal. Corrections personnel below the rank of Corporal shall be silver colored metal without the eagle.
  - d. Badges shall be two tone silver and gold with a silver eagle for Corporals and Detectives. Corrections Corporals and Sergeants shall be a two tone silver and gold badge without the eagle.
  - e. Badges shall be two tone silver and gold with a gold eagle for Sergeant's.
  - f. Badges shall be solid gold colored for Command Staff.
- 2. Metal Hat Badge: Shall be worn on the Class "A" uniform hat.
  - a. Silver color metal hat badge for ranks of Corporal and below.
  - b. Gold color metal hat badge for the ranks of Sergeant and above.
- 3. Metal Name Plate: Department issued metal nameplate will be centered over and one-quarter (1/4) inch above the right breast pocket. To be worn with the Class "A" uniform and Dress jacket.
- 4. Cloth Name Tag:
  - a. Shall be worn on all outer garments, except the Class "A" uniform shirt and dress jacket, for commissioned officers and corrections officers.



- b. May be worn on jumpsuits in lieu of, but in the same location as, the uniform name plate.
  - c. Shall be of an appropriate colored background cloth, as designated, with white block lettering for the rank of Sergeant and below and gold block lettering for the rank of Lieutenant and above, consisting of the first initial and last name only.
5. Years of Service mark: Each service mark indicates three years of service in law enforcement. The correct number of service marks shall be worn on the left sleeve of the long-sleeve uniform shirt, along the sleeve cuff, and one-half (1/2) inch to the right of the sleeve press line. They shall be sewn on with matching thread. The entire strip shall be replaced when adding a mark
6. Uniform tie clasp shall be a straight bar design with the seal of the State of Washington centered on the bar, and bearing the engraved inscription, "Police Dept." This will be worn centered on the necktie.
7. Buckles, buttons, snaps, tie clasps, and other like metal accessories shall be:
  - a. Silver color for personnel in the rank of Corporal and below.
  - b. Gold color for personnel in the rank of Sergeant and above.
8. Kirkland Police Shoulder patch: The authorized shoulder patch supplied by the Department shall be machine stitched to the sleeves of all uniform shirts and uniform jackets, three-quarters of an inch below the shoulder seam of the shirt and be bisected by the crease in the sleeve.
  - a. Command Staff: The patch will have "Kirkland Police" and the City of Kirkland emblem in gold thread on a blue background and the patch will be bordered with gold thread. The Corrections Lieutenant will have the same patch other than the word Police is replaced by the word Corrections.
  - b. Non-Command Staff: The patch will have "Kirkland Police" and the City of Kirkland emblem in white thread on a blue background and the patch will be bordered with white thread.
  - c. Corrections Officer: The patch will have "Kirkland Corrections" and the City of Kirkland emblem in white thread on a blue background and the patch will be bordered with white thread.
  - d. K9 Officer: The K9 patch will be centered on the right and left sleeves in the same position where the Kirkland Police Department shoulder patches are normally placed for patrol officers.
  - e. Honor Guard: The patch will have "Kirkland Honor Guard" and the City of Kirkland emblem in white thread on a blue background and the patch will be bordered with white thread.
9. Motorcycle patch: A winged motorcycle wheel, centered directly below the Kirkland Police shoulder patch on the sleeves of the uniform shirt and jacket, and shall be worn by certified motorcycle officers only.
10. SRT patch: SRT eagle & lightning bolt patch centered on left breast of the authorized SRT uniform.
11. All cloth accessories shall be neatly and securely sewn with matching color thread.

12. All cloth badges and Department patches shall be obliterated or removed from all apparel prior to discarding the clothing.

13. Ribbons and Pins: No more than two pins may be worn at any time on a uniform, with the exception that if an officer has earned a Medal of Honor, Medal of Valor or a Distinguished Service Award, these ribbons may additionally be worn. Only pins of current assignment(s) may be worn. Pins will be worn centered over and one-quarter (1/4) inch above the nameplate. If two pins are worn, then the second pin will be worn centered and one-quarter (1/4) inch above the first pin. The one-quarter (1/4) inch spacing applies to the additional permitted pins specified above.

- a. The Medal of Valor and Distinguished Service Ribbons will be worn above all pins, except for the Flag pin which may be worn centered over and one-quarter (1/4) inch above any other service pins/ribbons.
- b. Medal of Honor: Washington State Law Enforcement Medal of Honor Committee issued Medal of Honor ribbon bar will be centered over and one-quarter (1/4) inch above the badge.
- c. Medal of Valor: Department issued medal of valor ribbon bar will be centered over and one-quarter (1/4) inch above the nameplate.
- d. Distinguished Service Award: Department issued distinguished service award ribbon bar will be centered over and one-quarter (1/4) inch above the nameplate.
- e. Field Training Officer pin: Department issued metal field training officer pin will be centered over and one-quarter (1/4) inch above the nameplate.
- f. Police Training Officer pin: Department issued metal police training officer pin will be centered over and one-quarter (1/4) inch above the nameplate.
- g. Crisis Negotiations Team pin: Department issued metal crisis negotiations team pin will be centered over and one-quarter (1/4) inch above the nameplate.
- h. Special Response Team pin: Department issued metal special response team pin will be centered over and one-quarter (1/4) inch above the nameplate.
- i. School Resource Officer pin: Department issued metal school resource officer pin will be centered over and one-quarter (1/4) inch above the nameplate.
- j. Command School pin/insignia – Department authorized pin/insignia will be centered over and one quarter (1/4) inch above the nameplate. Pin/insignia may be worn on "Class A" and "Dress" uniform.
- k. United States Flag pin – Department issued metal United States Flag pin will be centered over and one-quarter (1/4) inch above the nameplate.

14. Reliable timepiece shall be carried by all on-duty personnel.

### **Definitions - Authorized Equipment, Apparel and Accessories**

All items of issued apparel must have the approval of the Chief of Police as to color, material, style and manufacturer or stock number if applicable. Said approval is subject to amendment from time to time.

1. Baseball caps - black in color, Department issued only.
  - a. May be worn with "Class B" uniforms for commissioned officers and corrections officers. May also be worn by parking enforcement officers and evidence technicians.

- b. May be worn with the jumpsuit, uniform jackets, rain gear, or when deemed appropriate by one's Division Lieutenant.
2. KPD wool or fleece pull over cap – Stocking hat, black in color, shall have Kirkland Police centered on the front.
  - a. May be worn with "Class B" uniforms for commissioned officers and corrections officers. May also be worn by parking enforcement officers and evidence technicians.
  - b. May be worn with the jumpsuit, uniform jackets, rain gear, or when deemed appropriate by one's Division Lieutenant.
3. Uniform Jackets – Uniform jackets will be Department issued weather resistant coats as approved by the Chief of Police. The coat should have reflective properties built into the design. Commissioned uniform jackets shall have the words KIRKLAND POLICE on the back, while corrections uniform jackets shall have the words KIRKLAND CORRECTIONS on the back.
4. Holsters – Only authorized holsters shall be worn by personnel.
5. Uniform footwear for commissioned and non-commissioned personnel is defined as:
  - a. The authorized footwear to be worn with the department issued uniform shall be an all-black (including insignia), clean, boot or shoe.
  - b. Motorcycle officer's uniform footwear is defined as being protective motorcycle boots, black in color (including insignia).
  - c. Bicycle Patrol officers' footwear will be black shoes that conform to the pedal retention system.
  - d. For Police Support Associates, the footwear shall be black or brown in color; no running-type shoes or flip flops are allowed.
6. Uniform gloves - Wrist-length black gloves may be worn with any uniform. Bicycle officers may wear black or dark gray bicycle gloves.
7. Belts – The uniform trouser belt shall be of black leather or nylon. Police Support Associates may wear brown or black belts.

8. Uniform duty belt/Load-bearing vest – Only authorized/required equipment listed shall be worn on the duty belt or load-bearing vest; nylon items shall be made of black nylon of like color and design:
  - a. Black nylon belt with plastic or metal buckle
  - b. Load-bearing vest (optional)
  - c. Handcuff case (one or two) (LBV allowed)
  - d. Key holder (LBV allowed)
  - e. Magazine pouch (LBV allowed)
  - f. Accepted/approved firearm holster
  - g. Portable radio holder (LBV allowed)
  - h. Baton holder (LBV allowed)
  - i. Belt keepers (4)
  - j. OC holder (LBV allowed)
  - k. Glove case (LBV allowed)
  - l. Accepted/approved Taser holster worn on the opposite side of firearm (LBV allowed)
  - m. Flashlight (LBV allowed)
  - n. Opioid Case (LBV allowed)
  - o. Tourniquet (LBV allowed)
  - p. Body Worn Camera (securely mounted on outer uniform per policy)
  - q. Admin/Medical Pouch (LBV allowed)
  - r. Optional items as approved/authorized by the Chief of Police or her/his designee.
9. Mock Turtleneck shirt – This is an optional, employee purchased item that is authorized for wear. It must be black in color and may be worn by uniformed personnel with the Class “B” uniform.
10. Motorcycle breeches – cotton or wool, navy blue in color (motorcycle officers only).
11. Bicycle Patrol Shorts - black shorts which are above the knee.
12. Knives/Multi-tools – This is an optional, employee purchased item that is authorized for carry on-duty. They shall be worn where it is secure and concealed unless worn on the belt or LBV in a knife sheath. Fixed blade type designs are prohibited.

### **Personal Equipment Issued**

It is mandatory that all uniformed personnel carry the following issued equipment while working as described below. Uniformed officers who are not on a field assignment, such as Command Staff, Training Unit, and temporary duty assignments, are not required to carry the listed equipment while working inside the Kirkland Police Department and not involved in enforcement activities.

1. Portable Radio
  - a. Every commissioned and special commissioned officer in uniform will carry their assigned portable radio. Care must be taken when removing the radio from its carrier. Do not pull the radio out utilizing the antennae as this may damage it.
2. Handgun (must be worn on the belt)

3. Spare Magazines

- a. All uniformed personnel shall carry at a minimum two spare magazines in an approved magazine pouch on their belt or on their LBV.

4. Handcuffs

5. Oleoresin Capsicum (OC)

6. Asp style expandable baton.

7. Taser (if issued)

8. Tourniquet

9. Body Worn Camera

**Police Support Associate Uniforms**

The Police Support Associate uniform shall consist of:

- a. Polo shirt with "Kirkland Police" or "City of Kirkland" emblem embroidered on left front breast.
- b. Black or Tan pants.
- c. Authorized footwear.

Miscellaneous apparel for Police Support Associate shall consist of:

- a. Black sweater with "Kirkland Police" or "City of Kirkland" emblem embroidered on left front breast.
- b. Black vest with "Kirkland Police" or "City of Kirkland" emblem embroidered on left front breast

**Parking Enforcement Officers and Evidence Technicians Uniforms**

The Parking Enforcement Officers and Evidence Technicians uniform shall consist of:

- a. Polo shirt with "Kirkland Police" or "City of Kirkland" emblem embroidered on left front breast.
- b. Black utility pants.
- c. All black (including insignia) clean, uniform boots or shoes.
  - a. Boots with pointed toes are not permitted.

Miscellaneous apparel for Parking Enforcement Officers and Evidence Technician shall consist of:

- a. Black jacket with "Kirkland Police" or "City of Kirkland" emblems embroidered on left front breast.
- b. Black vest with "Kirkland Police" or "City of Kirkland" emblem embroidered on left front breast
- c. Baseball Hat or KPD wool or fleece pullover upon request.
- d. Jumpsuits may be worn by Evidence Technicians when authorized by a supervisor.

## **Retired Officers' Command Dress and Class A Uniforms and Equipment List**

Per Policy 1024-Uniforms, with authorization from the Chief of Police, commissioned personnel **retiring** from the Kirkland Police Department may request to keep the following previously issued items. No new items will be issued upon retirement:

### Command Dress Uniform:

8-point hat/hat badge

Dress coat

Wool Slacks

White shirt

Tie/tie bar

Leather trouser belt

Rank insignia/pins/medals

Holster for duty weapon worn with Command uniform

### Class A:

8-point hat/hat badge

Class A wool shirt

Class A slacks

Tie/tie bar

Pins earned-i.e. command school, awards/specialties

Duty belt and inner belt

Holster for duty weapon

Magazine pouch

**Appendix A revised March 2023.pdf**

# **APPENDIX A**





**UNIFORM AND EQUIPMENT  
SPECIFICATIONS**

## **Insignia of rank**

Chief of Police: It shall be three gold colored metal or gold thread stars, worn on both sides of the uniform shirt collar and on each shoulder of all other outer garments except rain gear.

Deputy Chief: It shall be two gold colored metal or gold thread stars, worn on both sides of the uniform shirt collar and on each shoulder of all other outer garments except rain gear.

Lieutenant: It shall be one gold colored metal or gold thread bar, worn on both sides of the uniform shirt collar and on each shoulder of all other outer garments except rain gear.

Sergeant: It shall be three blue chevrons with white thread trim, worn centered on each sleeve and below the Kirkland Police patch of the uniform shirt, and on all outer garments except rain gear.

Corporal: It shall be two blue chevrons with white thread trim, worn centered on each sleeve and below the Kirkland Police patch of the uniform shirt, and on all outer garments except rain gear.

## **UNIFORM CLASSES**

### **Dress Uniform Jacket and Dress Uniform Shirt**

The Dress uniform is to be worn by members of the command staff. It may be worn on special occasions such as funerals, graduations, ceremonies, or as directed by the Chief of Police. The dress uniform includes:

- a. A navy-blue dress jacket.
- b. White shirt.
- c. Uniform navy necktie.
- d. Uniform necktie bar.
- e. Class "A" uniform trousers.
- f. Black belt.
- g. Dress hat.
  1. Dress hat will be an eight-point hat of navy blue cloth, with a hard black leather or vinyl bill, stiffener band, gold colored dress band and gold colored buttons.
- h. All black, polished shoes.
- i. Authorized equipment, apparel and accessories.

Chief of Police:

- Dress uniform jacket shall have three gold colored metallic thread braids worn on both sleeves of the dress jacket; all three braids shall be one-half (1/2) inch wide, with the first braid being 3½ inches from edge of cuff, and three gold colored metal stars on each shoulder.
- Dress uniform shirt shall have three gold colored metal stars on each side of the collar.

#### Deputy Chief:

- Dress uniform jacket shall have two gold colored metallic thread braids worn on both sleeves of the dress jacket; both braids shall be one-half (1/2) inch wide, with the first braid being 3½ inches from edge of cuff, and two gold colored metal stars on each shoulder.
- Dress uniform shirt shall have two gold colored metal bars on each side of the collar.

#### Lieutenant:

- Dress uniform jacket shall be one gold colored metallic thread braid worn on both sleeves of the dress jacket; the braid shall be (1/2) inch wide, with the braid being 3½ inches from edge of cuff, and one gold colored metal bar on each shoulder.
- Dress uniform shirt shall have a gold colored metal bar on each side of the collar.

#### Service Stars for Command staff:

- Gold colored metallic thread service stars will be worn on both sleeves of the dress uniform. Each gold star will represent 5 years of service in law enforcement. These stars will be sewn 1/2 inch above the highest gold colored metallic thread braid on each sleeve.

Non-Command Staff issued a Dress Uniform Jacket for assignment at the Washington State Criminal Justice Commission as a TAC Officer will have the following:

#### Sergeant:

- Dress uniform jacket shall have three blue chevrons with white thread trim, worn centered on each sleeve and below the Kirkland Police patch of the dress jacket.

#### Corporal:

- Dress uniform jacket shall have two blue chevrons with white thread trim, worn centered on each sleeve and below the Kirkland Police patch of the dress jacket.

### **Class A Uniforms**

The Class A uniform is to be worn on special occasions such as funerals, graduations, ceremonies, or as directed. The Class A uniform is required for all commissioned officers. The Class A uniform includes:

- a. Uniform long sleeve wool blend shirt.
- b. Uniform wool blend pants.
- c. Uniform navy necktie.
- d. Uniform necktie bar.
- e. Dress hat.
  1. Dress hat will be an eight-point hat of navy blue cloth, with a hard black leather or vinyl bill; and stiffener band.
- f. All black uniform boots and/or shoes with polished toes.
- g. Authorized equipment, apparel and accessories.

Traffic Motorcycle Officers are allowed to wear the following:

- a. Uniform long sleeve wool blend shirt.
- b. Uniform navy necktie.
- c. Uniform necktie bar.
- d. Motorcycle breeches.
- e. Motorcycle helmet.
- f. All black Motorcycle boots that are polished.
  1. Boots with pointed toes are not permitted.
- g. Authorized equipment, apparel and accessories.

### **Class B Uniforms**

The Class B uniform is to be worn by uniformed personnel on a daily basis. All commissioned and corrections officers will possess and maintain a serviceable Class B uniform at all times.

The Commissioned Class B uniform includes:

- a. Department-issued black Jumpsuit, worn with either long or short sleeves.
- b. Black department-issued long and short sleeve shirt.
  1. The long or short sleeve shirt may be worn with the collar open.
  2. No tie is required.
  3. white or black crew neck t-shirt must be worn with the uniform.
  4. All shirt buttons must remain buttoned except for the last button at the neck.
- c. Department-issued black uniform pants.
- d. All black (to include insignia), clean, uniform boots or shoes shall be worn.
  1. Boots with pointed toes are not permitted.
- e. KPD Baseball hat; KPD wool or fleece pull-over cap upon request.
- f. Authorized equipment, apparel and accessories.

Traffic Motorcycle Officers are allowed to wear the following:

- a. Department-issued black Jumpsuit, worn with either long or short sleeves.
- b. Black or yellow high visibility long and short sleeve shirt.
  1. The long or short sleeve shirt may be worn with the collar open. No tie is required.
  2. A white or black crew neck t-shirt must be worn with the uniform.
  3. All shirt buttons must remain buttoned except for the last button at the neck.
- c. Motorcycle pants.
- d. Motorcycle helmet.
- e. All black Motorcycle boots that are polished.
  1. Boots with pointed toes are not permitted
- f. Authorized equipment, apparel and accessories.

Bicycle Patrol Officers are allowed to wear the following:

- a. Black long and short sleeve shirt.
  1. The long or short sleeve shirt may be worn with the collar open. No tie is required.
  2. A white or black crew neck t-shirt must be worn with the uniform.
  3. All shirt buttons must remain buttoned except for the last button at the neck.

- b. Bicycle specific Patrol shorts.
- c. Bicycle Patrol helmet.
- d. Authorized equipment, apparel and accessories.

The Corrections Class B uniform includes:

- a. Black Department-issued Jumpsuit.
- b. Black long and short sleeve shirt.
  - 1. The long or short sleeve shirt may be worn with the collar open. No tie is required.
  - 2. A white or black crew neck t-shirt must be worn with the uniform.
  - 3. All shirt buttons must remain buttoned except for the last button at the neck.
- c. Black uniform pants.
- d. All black (including insignia) clean, uniform boots or shoes shall be worn.
  - 1. Boots with pointed toes are not permitted.
- e. KPD Baseball hat or KPD wool or fleece pull over cap upon request.
- f. Authorized equipment, apparel and accessories.

**Uniform –authorized equipment, apparel and accessories:**

- 1. Metal and Cloth Badges: Department issued metal badge shall be worn on the command officer's dress jacket and an officer's Class "A" uniform shirt. Metal or cloth badges (sewn or Velcro) may be worn on Class "B" uniform shirt, or an officer's load-bearing vest.
  - a. Metal or cloth badge shall be centered one-quarter (1/4) inch above the left breast pocket and pinned/attached in the space provided on the uniform shirt.
  - b. Metal badge shall be carried by on-duty plainclothes personnel unless otherwise authorized by Division Lieutenant.
  - c. Badges shall be silver colored metal for all personnel below the rank of Corporal. Corrections personnel below the rank of Corporal shall be silver colored metal without the eagle.
  - d. Badges shall be two tone silver and gold with a silver eagle for Corporals and Detectives. Corrections Corporals and Sergeants shall be a two tone silver and gold badge without the eagle.
  - e. Badges shall be two tone silver and gold with a gold eagle for Sergeant's.
  - f. Badges shall be solid gold colored for Command Staff.
- 2. Metal Hat Badge: Shall be worn on the Class "A" uniform hat.
  - a. Silver color metal hat badge for ranks of Corporal and below.
  - b. Gold color metal hat badge for the ranks of Sergeant and above.
- 3. Metal Name Plate: Department issued metal nameplate will be centered over and one-quarter (1/4) inch above the right breast pocket. To be worn with the Class "A" uniform and Dress jacket.
- 4. Cloth Name Tag:
  - a. Shall be worn on all outer garments, except the Class "A" uniform shirt and dress jacket, for commissioned officers and corrections officers.

- b. May be worn on jumpsuits in lieu of, but in the same location as, the uniform name plate.
  - c. Shall be of an appropriate colored background cloth, as designated, with white block lettering for the rank of Sergeant and below and gold block lettering for the rank of Lieutenant and above, consisting of the first initial and last name only.
5. Years of Service mark: Each service mark indicates three years of service in law enforcement. The correct number of service marks shall be worn on the left sleeve of the long-sleeve uniform shirt, along the sleeve cuff, and one-half (1/2) inch to the right of the sleeve press line. They shall be sewn on with matching thread. The entire strip shall be replaced when adding a mark
6. Uniform tie clasp shall be a straight bar design with the seal of the State of Washington centered on the bar, and bearing the engraved inscription, "Police Dept." This will be worn centered on the necktie.
7. Buckles, buttons, snaps, tie clasps, and other like metal accessories shall be:
  - a. Silver color for personnel in the rank of Corporal and below.
  - b. Gold color for personnel in the rank of Sergeant and above.
8. Kirkland Police Shoulder patch: The authorized shoulder patch supplied by the Department shall be machine stitched to the sleeves of all uniform shirts and uniform jackets, three-quarters of an inch below the shoulder seam of the shirt and be bisected by the crease in the sleeve.
  - a. Command Staff: The patch will have "Kirkland Police" and the City of Kirkland emblem in gold thread on a blue background and the patch will be bordered with gold thread. The Corrections Lieutenant will have the same patch other than the word Police is replaced by the word Corrections.
  - b. Non-Command Staff: The patch will have "Kirkland Police" and the City of Kirkland emblem in white thread on a blue background and the patch will be bordered with white thread.
  - c. Corrections Officer: The patch will have "Kirkland Corrections" and the City of Kirkland emblem in white thread on a blue background and the patch will be bordered with white thread.
  - d. K9 Officer: The K9 patch will be centered on the right and left sleeves in the same position where the Kirkland Police Department shoulder patches are normally placed for patrol officers.
  - e. Honor Guard: The patch will have "Kirkland Honor Guard" and the City of Kirkland emblem in white thread on a blue background and the patch will be bordered with white thread.
9. Motorcycle patch: A winged motorcycle wheel, centered directly below the Kirkland Police shoulder patch on the sleeves of the uniform shirt and jacket, and shall be worn by certified motorcycle officers only.
10. SRT patch: SRT eagle & lightning bolt patch centered on left breast of the authorized SRT uniform.
11. All cloth accessories shall be neatly and securely sewn with matching color thread.

12. All cloth badges and Department patches shall be obliterated or removed from all apparel prior to discarding the clothing.

13. Ribbons and Pins: No more than two pins may be worn at any time on a uniform, with the exception that if an officer has earned a Medal of Honor, Medal of Valor or a Distinguished Service Award, these ribbons may additionally be worn. Only pins of current assignment(s) may be worn. Pins will be worn centered over and one-quarter (1/4) inch above the nameplate. If two pins are worn, then the second pin will be worn centered and one-quarter (1/4) inch above the first pin. The one-quarter (1/4) inch spacing applies to the additional permitted pins specified above.

- a. The Medal of Valor and Distinguished Service Ribbons will be worn above all pins, except for the Flag pin which may be worn centered over and one-quarter (1/4) inch above any other service pins/ribbons.
- b. Medal of Honor: Washington State Law Enforcement Medal of Honor Committee issued Medal of Honor ribbon bar will be centered over and one-quarter (1/4) inch above the badge.
- c. Medal of Valor: Department issued medal of valor ribbon bar will be centered over and one-quarter (1/4) inch above the nameplate.
- d. Distinguished Service Award: Department issued distinguished service award ribbon bar will be centered over and one-quarter (1/4) inch above the nameplate.
- e. Field Training Officer pin: Department issued metal field training officer pin will be centered over and one-quarter (1/4) inch above the nameplate.
- f. Police Training Officer pin: Department issued metal police training officer pin will be centered over and one-quarter (1/4) inch above the nameplate.
- g. Crisis Negotiations Team pin: Department issued metal crisis negotiations team pin will be centered over and one-quarter (1/4) inch above the nameplate.
- h. Special Response Team pin: Department issued metal special response team pin will be centered over and one-quarter (1/4) inch above the nameplate.
- i. School Resource Officer pin: Department issued metal school resource officer pin will be centered over and one-quarter (1/4) inch above the nameplate.
- j. Command School pin/insignia – Department authorized pin/insignia will be centered over and one quarter (1/4) inch above the nameplate. Pin/insignia may be worn on "Class A" and "Dress" uniform.
- k. United States Flag pin – Department issued metal United States Flag pin will be centered over and one-quarter (1/4) inch above the nameplate.

14. Reliable timepiece shall be carried by all on-duty personnel.

### **Definitions - Authorized Equipment, Apparel and Accessories**

All items of issued apparel must have the approval of the Chief of Police as to color, material, style and manufacturer or stock number if applicable. Said approval is subject to amendment from time to time.

1. Baseball caps - black in color, Department issued only.
  - a. May be worn with "Class B" uniforms for commissioned officers and corrections officers. May also be worn by parking enforcement officers and evidence technicians.

- b. May be worn with the jumpsuit, uniform jackets, rain gear, or when deemed appropriate by one's Division Lieutenant.
2. KPD wool or fleece pull over cap – Stocking hat, black in color, shall have Kirkland Police centered on the front.
  - a. May be worn with "Class B" uniforms for commissioned officers and corrections officers. May also be worn by parking enforcement officers and evidence technicians.
  - b. May be worn with the jumpsuit, uniform jackets, rain gear, or when deemed appropriate by one's Division Lieutenant.
3. Uniform Jackets – Uniform jackets will be Department issued weather resistant coats as approved by the Chief of Police. The coat should have reflective properties built into the design. Commissioned uniform jackets shall have the words KIRKLAND POLICE on the back, while corrections uniform jackets shall have the words KIRKLAND CORRECTIONS on the back.
4. Holsters – Only authorized holsters shall be worn by personnel.
5. Uniform footwear for commissioned and non-commissioned personnel is defined as:
  - a. The authorized footwear to be worn with the department issued uniform shall be an all-black (including insignia), clean, boot or shoe.
  - b. Motorcycle officer's uniform footwear is defined as being protective motorcycle boots, black in color (including insignia).
  - c. Bicycle Patrol officers' footwear will be black shoes that conform to the pedal retention system.
  - d. For Police Support Associates, the footwear shall be black or brown in color; no running-type shoes or flip flops are allowed.
6. Uniform gloves - Wrist-length black gloves may be worn with any uniform. Bicycle officers may wear black or dark gray bicycle gloves.
7. Belts – The uniform trouser belt shall be of black leather or nylon. Police Support Associates may wear brown or black belts.



8. Uniform duty belt/Load-bearing vest – Only authorized/required equipment listed shall be worn on the duty belt or load-bearing vest; nylon items shall be made of black nylon of like color and design:
  - a. Black nylon belt with plastic or metal buckle
  - b. Load-bearing vest (optional)
  - c. Handcuff case (one or two) (LBV allowed)
  - d. Key holder (LBV allowed)
  - e. Magazine pouch (LBV allowed)
  - f. Accepted/approved firearm holster
  - g. Portable radio holder (LBV allowed)
  - h. Baton holder (LBV allowed)
  - i. Belt keepers (4)
  - j. OC holder (LBV allowed)
  - k. Glove case (LBV allowed)
  - l. Accepted/approved Taser holster worn on the opposite side of firearm (LBV allowed)
  - m. Flashlight (LBV allowed)
  - n. Opioid Case (LBV allowed)
  - o. Tourniquet (LBV allowed)
  - p. Body Worn Camera (securely mounted on outer uniform per policy)
  - q. Optional items as approved/authorized by the Chief of Police or her/his designee.
9. Mock Turtleneck shirt – This is an optional, employee purchased item that is authorized for wear. It must be black in color and may be worn by uniformed personnel with the Class “B” uniform.
10. Motorcycle breeches – cotton or wool, navy blue in color (motorcycle officers only).
11. Bicycle Patrol Shorts - black shorts which are above the knee.
12. Knives/Multi-tools – This is an optional, employee purchased item that is authorized for carry on-duty. They shall be worn where it is secure and concealed unless worn on the belt or LBV in a knife sheath. Fixed blade type designs are prohibited.

### **Personal Equipment Issued**

It is mandatory that all uniformed personnel carry the following issued equipment while working as described below. Uniformed officers who are not on a field assignment, such as Command Staff, Training Unit, and temporary duty assignments, are not required to carry the listed equipment while working inside the Kirkland Police Department and not involved in enforcement activities.

1. Portable Radio
  - a. Every commissioned and special commissioned officer in uniform will carry their assigned portable radio. Care must be taken when removing the radio from its carrier. Do not pull the radio out utilizing the antennae as this may damage it.
2. Handgun (must be worn on the belt)

### 3. Spare Magazines

- a. All uniformed personnel shall carry at a minimum two spare magazines in an approved magazine pouch on their belt or on their LBV.

### 4. Handcuffs

### 5. Oleoresin Capsicum (OC)

### 6. Asp style expandable baton.

### 7. Taser (if issued)

### 8. Tourniquet

### 9. Body Worn Camera

## **Police Support Associate Uniforms**

The Police Support Associate uniform shall consist of:

- a. Polo shirt with "Kirkland Police" or "City of Kirkland" emblem embroidered on left front breast.
- b. Black or Tan pants.
- c. Authorized footwear.

Miscellaneous apparel for Police Support Associate shall consist of:

- a. Black sweater with "Kirkland Police" or "City of Kirkland" emblem embroidered on left front breast.
- b. Black vest with "Kirkland Police" or "City of Kirkland" emblem embroidered on left front breast

## **Parking Enforcement Officers and Evidence Technicians Uniforms**

The Parking Enforcement Officers and Evidence Technicians uniform shall consist of:

- a. Polo shirt with "Kirkland Police" or "City of Kirkland" emblem embroidered on left front breast.
- b. Black utility pants.
- c. All black (including insignia) clean, uniform boots or shoes.
  - a. Boots with pointed toes are not permitted.

Miscellaneous apparel for Parking Enforcement Officers and Evidence Technician shall consist of:

- a. Black jacket with "Kirkland Police" or "City of Kirkland" emblems embroidered on left front breast.
- b. Black vest with "Kirkland Police" or "City of Kirkland" emblem embroidered on left front breast
- c. Baseball Hat or KPD wool or fleece pullover upon request.
- d. Jumpsuits may be worn by Evidence Technicians when authorized by a supervisor.

## **Retired Officers' Command Dress and Class A Uniforms and Equipment List**

Per Policy 1024-Uniforms, with authorization from the Chief of Police, commissioned personnel **retiring** from the Kirkland Police Department may request to keep the following previously issued items. No new items will be issued upon retirement:

### Command Dress Uniform:

8-point hat/hat badge

Dress coat

Wool Slacks

White shirt

Tie/tie bar

Leather trouser belt

Rank insignia/pins/medals

Holster for duty weapon worn with Command uniform

### Class A:

8-point hat/hat badge

Class A wool shirt

Class A slacks

Tie/tie bar

Pins earned-i.e. command school, awards/specialties

Duty belt and inner belt

Holster for duty weapon

Magazine pouch

**170508\_Opioid\_Overdose\_Incident\_Form.pdf**



King County

# Opioid Overdose Incident and Loss Form

(Return Form within 48 hours of incident or loss)

## King County Behavioral Health and Recovery Division (BHRD)

Return form by SECURE email to: [odprevention@kingcounty.gov](mailto:odprevention@kingcounty.gov)  
or by fax to: 206-296-0583, ATTN: Ileana Janovich

Today's Date: _____
Staff: _____
Agency: _____

Was naloxone administered to reverse an overdose?  Yes  No

**If YES**, please ask the questions below for each overdose victim.

**If NO**, what happened to the naloxone that was initially provided?

- Lost     Stolen  
 Confiscated by law enforcement     Other \_\_\_\_\_

### Victim

How many doses of naloxone were administered? \_\_\_\_\_

Date of use (approximate) \_\_\_\_\_

On whom was it used?

- Client     Self     Family member     Friend/Acquaint.     Stranger  
 Other \_\_\_\_\_

How was naloxone administered?

- Intranasal     Other \_\_\_\_\_

Was 911 called?  Yes     No    If NO, why not?

\_\_\_\_\_

Where did the overdose take place? (e.g., address, building name)

\_\_\_\_\_

Was this location:

- Private residence     On the street/outside     In a shelter     Business (e.g., store, bar, etc.)  
 Other \_\_\_\_\_

What else was done? (check all that apply)

- Rescue breathing     Other \_\_\_\_\_

What was the outcome of the incident? (check all that apply)

- Overdose Reversed     Hospitalization/ER     Death     Other \_\_\_\_\_

Additional Comments:

\_\_\_\_\_

**KPD-2017-042.pdf**

# Report of Threatened or Attempted Suicide to Law Enforcement

Subject Name: [Click here to enter text.](#)

Subject DOB: [Click here to enter text.](#)

Subject Contact Info: [Click here to enter text.](#)

Law Enforcement Incident #: [Click here to enter text.](#)

Location of Incident (PCT): [Click here to enter text.](#)

Date: [Click here to enter text.](#)

Reason for Contact (Check all that apply)

- |   |  |   |   |  |
|---|--|---|---|--|
| <input type="checkbox"/> Suicide Attempt            | <input type="checkbox"/> Assaultive              | <input type="checkbox"/> Medical Problems | <input type="checkbox"/> Suicide Threat | <input type="checkbox"/> Threats to others |
| <input type="checkbox"/> Suspected Drug/Alcohol Use | <input type="checkbox"/> Unable to Care for Self | <input type="checkbox"/> Property Damage  | <input type="checkbox"/> Disturbance    | <input type="checkbox"/> Depressed         |

## **What Words, Actions and/or Behaviors did you witness after arriving on scene?**

[Click here to enter text.](#)

## **How did this person come to your attention?**

[Click here to enter text.](#)

### **Witness Information**

Name: [Click here to enter text.](#)

Phone Number: [Click here to enter text.](#)

Relationship: [Click here to enter text.](#)

Concerns for witness safety (articulate above)

Name: [Click here to enter text.](#)

Phone Number: [Click here to enter text.](#)

Relationship: [Click here to enter text.](#)

Concerns for witness safety (articulate above)

I hereby certify (declare) under penalty of perjury under the laws of the state of Washington that this report is true and correct to the best of my knowledge and belief.

[Click here to enter text.](#)

Completing Officer

Badge Number

Contact Number

Agency

Department Email Address

# Report of Threatened or Attempted Suicide to Law Enforcement

[Click here to enter text.](#)

---

Witness Officer	Badge Number	Contact Number	Agency	Department Email Address
-----------------	--------------	----------------	--------	--------------------------

---

*This section to be completed by King County staff:*

**Date/Time referral received from law enforcement agency:** \_\_\_\_\_

**Date/Time sent to mental health agency:** \_\_\_\_\_

**Case Notes/Outcome received from mental health agency?**

Yes     No

**Date Received:** \_\_\_\_\_



**Report of Threatened or Attempted  
Suicide to Law Enforcement.pdf**

# Report of Threatened or Attempted Suicide to Law Enforcement

Subject Name: [Click here to enter text.](#)

Subject DOB: [Click here to enter text.](#)

Subject Contact Info: [Click here to enter text.](#)

Law Enforcement Incident #: [Click here to enter text.](#)

Location of Incident (PCT): [Click here to enter text.](#)

Date: [Click here to enter text.](#)

Reason for Contact (Check all that apply)

- |   |  |   |   |  |
|---|--|---|---|--|
| <input type="checkbox"/> Suicide Attempt            | <input type="checkbox"/> Assaultive              | <input type="checkbox"/> Medical Problems | <input type="checkbox"/> Suicide Threat | <input type="checkbox"/> Threats to others |
| <input type="checkbox"/> Suspected Drug/Alcohol Use | <input type="checkbox"/> Unable to Care for Self | <input type="checkbox"/> Property Damage  | <input type="checkbox"/> Disturbance    | <input type="checkbox"/> Depressed         |

## **What Words, Actions and/or Behaviors did you witness after arriving on scene?**

[Click here to enter text.](#)

## **How did this person come to your attention?**

[Click here to enter text.](#)

### **Witness Information**

Name: [Click here to enter text.](#)

Phone Number: [Click here to enter text.](#)

Relationship: [Click here to enter text.](#)

Concerns for witness safety (articulate above)

Name: [Click here to enter text.](#)

Phone Number: [Click here to enter text.](#)

Relationship: [Click here to enter text.](#)

Concerns for witness safety (articulate above)

I hereby certify (declare) under penalty of perjury under the laws of the state of Washington that this report is true and correct to the best of my knowledge and belief.

[Click here to enter text.](#)

Completing Officer

Badge Number

Contract Number

Agency

Department Email Address

# Report of Threatened or Attempted Suicide to Law Enforcement

[Click here to enter text.](#)

---

Witness Officer

Badge Number

Contract Number

Agency

Department Email Address

---

*This section to be completed by King County staff:*

**Date/Time referral received from law enforcement agency:** \_\_\_\_\_

**Date/Time sent to mental health agency:** \_\_\_\_\_

**Case Notes/Outcome received from mental health agency?**

Yes     No

**Date Received:** \_\_\_\_\_

**Sheenas Law Form 62717.pdf**

# Report of Threatened or Attempted Suicide to Law Enforcement

Subject Name: \_\_\_\_\_

Subject DOB: \_\_\_\_\_

Subject Contact Info: \_\_\_\_\_

Law Enforcement Incident #: \_\_\_\_\_

Location of Incident (PCT): \_\_\_\_\_ Date: \_\_\_\_\_

Reason for Contact (Check all that apply)				
<input type="checkbox"/> Suicide Attempt	<input type="checkbox"/> Assaultive	<input type="checkbox"/> Medical Problems	<input type="checkbox"/> Suicide Threat	<input type="checkbox"/> Threats to others
<input type="checkbox"/> Suspected Drug/Alcohol Use	<input type="checkbox"/> Unable to Care for Self	<input type="checkbox"/> Property Damage	<input type="checkbox"/> Disturbance	<input type="checkbox"/> Depressed

## **What *Words, Actions and/or Behaviors* did you witness after arriving on scene?**

\_\_\_\_\_

\_\_\_\_\_

\_\_\_\_\_

\_\_\_\_\_

\_\_\_\_\_

\_\_\_\_\_

\_\_\_\_\_

\_\_\_\_\_

\_\_\_\_\_

\_\_\_\_\_

## **How did this person come to your attention?**

\_\_\_\_\_

\_\_\_\_\_

\_\_\_\_\_

\_\_\_\_\_

\_\_\_\_\_

\_\_\_\_\_

\_\_\_\_\_

\_\_\_\_\_

\_\_\_\_\_

\_\_\_\_\_

# Report of Threatened or Attempted Suicide to Law Enforcement

## Witness Information

Name:

Phone Number:

Relationship:

Concerns for witness safety (articulate above)

Name:

Phone Number:

Relationship:

Concerns for witness safety (articulate above)

I hereby certify (declare) under penalty of perjury under the laws of the state of Washington that this report is true and correct to the best of my knowledge and belief.

---

Completing Officer      Badge Number      Contract Number      Agency      Department Email Address

---

Witness Officer      Badge Number      Contract Number      Agency      Department Email Address

---

*This section to be completed by King County staff:*

**Date/Time referral received from law enforcement agency:** \_\_\_\_\_

**Date/Time sent to mental health agency:** \_\_\_\_\_

**Case Notes/Outcome received from mental health agency?**

Yes     No

**Date Received:** \_\_\_\_\_

## APPENDIX C.pdf

# **APPENDIX C**



## **KPD Command Officers' Checklist for Officer Involved Critical Incident Management**

Upon arrival at an officer involved critical incident the first or highest ranking Command Officer should;

1. Obtain a brief from the on scene supervisor and ensure their responsibilities have been fulfilled.
2. As soon as practical take command of incident and ensure adequate resources are present or responding.
3. Ensure that if an involved officer has been injured and transported to a medical facility that notification of the injured officer's emergency contact has been coordinated.
4. Contact the Peer Support Team Commander or if unavailable the Peer Support Team Leader.
5. Move, when practical, the involved officer(s) from the scene to the police station, accompanied by an uninvolved supervisor or officer. Ensure involved officers are transported separately if feasible.
6. Ensure, prior to transporting, that each involved officer has been given an administrative order not to discuss the incident with other involved or witnessing officers pending further direction by a supervisor or Command Officer.
7. For incidents involving the discharge of a firearm by an officer:
  - a) Ensure that if an officer's weapon is taken or left at the scene (e.g., evidence), the officer(s) will be transported to the station by another officer or supervisor and provided with a comparable replacement weapon.
  - b) Ensure that if an officer's weapon is secured at the station the officer(s) is provided with a comparable replacement weapon.
8. Make additional command notifications as needed and ensure PIO is en route.

## APPENDIX B.pdf

# **APPENDIX B**

## **KPD Supervisors' Checklist for Officer Involved Critical Incident Management**

**All Supervisors' will carry a copy of this checklist with them while on-duty and will follow these guidelines to the fullest extent possible.**

Upon arrival at an officer involved critical incident the first arriving supervisor will:

1. Immediately assume command of the scene and render safe.
2. Ensure medical attention for all injured individuals.  
\*\*\* If an involved officer is injured and requires immediate medical attention \*\*\*
  - a) Have another officer accompany the injured officer to the hospital.
  - b) Have the accompanying officer secure the injured officer's personal effects, uniform, and equipment.
3. Identify and secure inner and outer perimeters.
4. Make command notifications.
5. Appoint an officer to start a crime scene log and record all crime scene activity.
6. Establish a Command Post.
7. Assign an officer to roughly diagram the scene, identify possible evidence and take photos if practical.
8. Ensure all personnel are accounted for and all personnel on scene (police, fire, EMS, etc) are identified and logged.
9. Establish a Media area.
  - A. Do not make any statements to the Media or issue any press releases. Refer all Media inquiries to the Command Officer or PIO.
10. As soon as practical, remove the involved officer from the immediate area of the incident and assign an uninvolved officer to stay with them until a command officer, or their designee, arrives and arranges for the movement of the officer to the station.
11. Attempt to obtain a brief overview of the situation from any witnessing officer(s).
12. In the event that there are no witnessing officers who can supply an adequate public safety overview the supervisor should attempt to obtain a brief voluntary public safety overview from one involved officer.
13. Supervisors will make note of the questions they ask and the answers provided by the officer.
14. Supervisors will act on the public safety information as needed.
15. If an involved officer refuses to voluntarily provide public safety information, the supervisor will administratively order (per CBA 7.7.8) the officer to immediately provide public safety information. Public safety information shall be limited to such things as:
  - a) Determining the scene boundaries and securing the scene
  - b) Identifying and locating outstanding suspects
  - c) Determining the number and direction of shots fired (if applicable)
  - d) Identifying and locating witnesses
  - e) Securing evidence
  - f) Determining extent of injuries and treating the injured.

\*The initial on scene supervisor should not attempt to order any officer to provide other than public safety information\*

\*\*Refusing to answer public safety questions after being administratively ordered to do so by a supervisor is considered insubordination and may result in discipline up to and including termination
16. Provide all relevant information to responding officers, the on-scene Command Officer and NORCOM, if applicable. If feasible, sensitive information should be communicated over secure networks
17. Remain on scene and in command of the incident until relieved by a Command Officer.

**BIOMETRIC HANDHELD FINGERPRINT  
IDENTIFICATION POLICY ISSUED  
BY KING COUNTY AFIS.pdf**



**BIOMETRIC HANDHELD FINGERPRINT IDENTIFICATION POLICY**  
**King County Regional Automated Fingerprint Identification System (AFIS)**

- I. **PURPOSE:** To provide direction for the use of the biometric handheld fingerprint identification devices, more commonly known as a mobile identification device or Mobile ID. If an agency wishes to adopt its own or deviate from this policy, the agency must present its request to the Regional AFIS Manager.
- II. **PROGRAM:** King County's regional AFIS program has initiated a Mobile ID project, involving the use of wireless remote fingerprint identification throughout the county. The project is designed to assist in identifying persons whose identities are in question. While the fingerprint verification process already exists in King County, Mobile ID moves this function to law enforcement first responders, resulting in a more timely identification process.

The system scans the fingerprints at the Mobile ID device and transmits wirelessly to the King County AFIS. If the fingerprints are in the AFIS database, a positive match returns the person's specific identifiers to the Mobile ID device or officer's mobile computer.

A simultaneous search is also conducted to search Washington State Patrol's AFIS database and an FBI database known as the Repository for Individuals of Special Concern (RISC).

- A. Only officers trained by AFIS program staff and operating under the guidelines of the Mobile ID project may use the device.
- B. In the event that lack of usage by the assigned officer is a concern, the AFIS program will communicate with the agency and provide retraining and/or direct a reassignment of the device.
- C. Any use of the device not consistent with this policy and/or law enforcement purposes may result in reassignment or forfeiture of the device, and/or a deactivation of access to the AFIS database. Additionally, any violation of the Mobile ID policy/procedure, or of federal or state law, may subject the officer to internal discipline by his/her agency.

III. **PROCEDURE:** The use or retention of any Mobile ID-collected data shall conform to federal and state laws. It must also conform to individual agency policy as well as the AFIS program procedure as follows:

- A. An officer may use Mobile ID when there is probable cause to arrest a suspect.
- B. An officer may use Mobile ID during a Terry Stop based upon reasonable suspicion. If a person provides a driver's license or other valid means of identification, or gives the officer a name that can be confirmed through a driver's license check, that form of identification should suffice without the use of Mobile ID. However, if there are articulable facts that give rise to reasonable suspicion regarding the accuracy of a person's identity, the officer may use Mobile ID to verify identity.
- C. Absent probable cause or reasonable suspicion of criminal activity, a person may consent to an officer's request to use Mobile ID. However, the consent must be voluntary as defined by current Washington case law; i.e., the person must be informed that he/she has a right to refuse the officer's request.
- D. An officer may use Mobile ID as part of a community caretaking function to identify a person when:
  - 1. The person is unable to identify himself/herself because they are deceased, unconscious, physically injured, intoxicated (drugs or alcohol), or suffering from a mental illness or dementia (for instance, Alzheimer's walk-away patient); and
  - 2. The officer does not find any identification; and
  - 3. The officer takes the person into protective custody (for example, under RCW 70.96.120(2) (alcohol), RCW 71.05, 71.34 (mental health), or similar statutes, or to render aid such as having the person transported to the hospital, or to identify and protect an elderly dementia person who is lost.
- E. Use of the device shall be documented in any report generated as a result of the contact. The officer must articulate the specific facts that support the basis for the use of Mobile ID and must state the voluntary compliance of the Mobile ID if used without arrest, probable cause, or reasonable suspicion.

Officer \_\_\_\_\_  
 Printed Name \_\_\_\_\_ Badge # \_\_\_\_\_ Signature \_\_\_\_\_  
 Agency \_\_\_\_\_ Date \_\_\_\_\_  
 Email \_\_\_\_\_

**Forensic\_Services\_Guide 2022.pdf**



# Forensic Services Guide

**Washington State Patrol  
Forensic Laboratory Services Bureau**

**August 2022**



## Supplemental List of Changes

Revision Date	Change
08/22	Several grammar corrections made throughout
08/22	Section One > Kennewick removed from list of Laboratories
08/22	CODIS Crime Laboratory contact info updated; fax number removed.
08/22	Crime Lab Areas of Responsibility updated
08/22	Personal Delivery section updated
08/22	REQUEST FOR LABORATORY EXAMINATION section updated
08/22	4.0 General Guidelines > PRECAUTIONS section updated
08/22	4.0 General Guidelines > Shipping evidence section updated
08/22	6.0 Crime Scene Response Team > Criteria to respond immediately section updated
08/22	6.0 Crime Scene Response Team > Criteria for Non-response section updated
08/22	6.0 Crime Scene Response Team > Contact Information section updated
08/22	7.0 Biological Evidence – Entire chapter updated
08/22	8.0 CODIS PROGRAM section updated
08/22	9.0 MATERIALS ANALYSIS Section numbered and updated
08/22	10. FIREARMS EVIDENCE > PRECAUTIONS section updated
08/22	10. FIREARMS EVIDENCE > DEFINITIONS section added
08/22	10. FIREARMS EVIDENCE > OPERABILITY AND TEST FIRES section updated
08/22	10. FIREARMS EVIDENCE > OTHER EXAMINATIONS section updated
08/22	10. FIREARMS EVIDENCE > HEADSTAMP section updated
08/22	10. FIREARMS EVIDENCE > UNLOADING BLACK POWDER FIREARMS section updated
08/22	10. FIREARMS EVIDENCE > RECOVERED BULLETS, PROJECTILES, AND FRAGMENTS section updated
08/22	10. FIREARMS EVIDENCE > SERIAL NUMBER RESTORATION section updated
08/22	10. FIREARMS EVIDENCE > SHIPPING FIREARMS AND RELATED EVIDENCE section updated
08/22	11. TOOL MARK EVIDENCE > METHODS USED section updated
08/22	14. LATENT PRINTS EVIDENCE > Entire chapter updated
08/22	Section Two > 1.0 DIGITAL EVIDENCE > HANDLING section updated
08/22	Section Three > 1.0 TOXICOLOGY LABORATORY DIVISION entire chapter updated

TABLE OF CONTENTS

PREFACE .....	5
INTRODUCTION .....	6
Forensic Laboratory Services Bureau .....	6
CRIME LABORATORY DIVISION .....	7
1.0 CRIME LABORATORIES and SERVICES .....	8
Crime Laboratory Division .....	8
Laboratories .....	8
2.0 CRIME LAB AREAS OF RESPONSIBILITY .....	11
3.0 PROCEDURES for EVIDENCE SUBMISSION .....	12
Shipping .....	12
Personal Delivery .....	13
Request for Laboratory Examination (form 3000-210-005) .....	13
4.0 GENERAL GUIDELINES for the COLLECTION, PRESERVATION, and PACKAGING of PHYSICAL EVIDENCE .....	15
Precautions .....	15
General Guidelines .....	16
5.0 HOW TO MAKE A PAPERFOLD .....	19
6.0 CRIME SCENE RESPONSE TEAM .....	20
Introduction .....	20
Goals and Objectives .....	20
Callout Criteria .....	20
Callout Procedure .....	20
Relationship to Requesting Agency .....	21
RECONSTRUCTION SERVICES OFFERED BY CSRT .....	22
7.0 BIOLOGICAL EVIDENCE .....	23
Introduction .....	23
Case Acceptance Guidelines for Biological Evidence .....	24
Technology Utilized .....	25
Y-STR ANALYSIS .....	26
HANDLING Biological Evidence .....	27
Collection, Preservation, and Shipping of Biological Evidence .....	28
Reference/Known Samples .....	32
Return of Items .....	33
8.0 CODIS PROGRAM .....	35
The Combined DNA Index System (CODIS) Program .....	35
9.0 MATERIALS ANALYSIS .....	37
CHEMICAL ANALYSIS .....	37
Seized Drugs .....	37
Clandestine Laboratory Analysis .....	43
Poisons/Toxins, Solvents, Inhalants, and General Unknowns .....	46
Fire Debris .....	48
Explosives .....	51
IMPRESSION EVIDENCE .....	55
MATERIALS (TRACE EVIDENCE) .....	59

General Trace Collection and Packaging Guidelines .....	61
Building Materials .....	63
Fibers, Fabric, and Cordage.....	65
Glass .....	67
Hair.....	70
Miscellaneous Materials .....	72
Paint And Other Protective Coatings.....	73
Tape .....	75
Vehicle Lamp Evidence.....	76
10.0 FIREARMS EVIDENCE .....	78
Introduction .....	78
Precautions .....	78
Significance.....	78
Methods Used .....	79
Conclusions.....	79
Operability and Test Fires .....	80
Other Examinations.....	80
Collection and Preservation .....	80
Unloading a Revolver .....	80
Headstamp .....	81
Unloading a Semi-Automatic Pistol .....	81
Unloading Black Powder Firearms .....	81
Recovered Bullets, Projectiles, and Fragments.....	82
Fired Cartridge Cases at Scene .....	82
Gunshot Residue for Distance Determination .....	82
Firearms Parts.....	83
Serial Number Restoration .....	83
Shipping Firearms and Related Evidence .....	83
11.0 TOOL MARK EVIDENCE.....	85
Introduction .....	85
Types of Tool Marks.....	85
Methods Used .....	85
Conclusions.....	85
Other Examinations.....	85
Precautions .....	86
Preservation of Tool Marks .....	86
Tool Fragments .....	86
12.0 Integrated ballistic identification system (IBIS)/NATIONAL INTEGRATED BALLISTIC INFORMATION NETWORK (NIBIN) EVIDENCE.....	87
Methods Used .....	87
Submissions for NIBIN Entry.....	87
13.0 FORENSIC DOCUMENT EVIDENCE.....	89
Structure of Examinations .....	89
Handling and Shipping of Evidence.....	90
Submission.....	91
14.0 LATENT PRINTS EVIDENCE .....	93

Introduction .....	93
Definitions .....	93
Capabilities and Services .....	93
Collection .....	94
Handling and Packaging .....	99
HIGH TECH CRIMES UNIT .....	100
1.0 DIGITAL EVIDENCE.....	101
Introduction .....	101
About the High Tech Crime Unit.....	101
HTCU Services.....	101
Typical Investigations .....	102
Handling .....	102
Shipping .....	103
TOXICOLOGY LABORATORY DIVISION .....	104
1.0 TOXICOLOGY LABORATORY DIVISION .....	105
Preface.....	106
Introduction .....	107
Sample Submission.....	107
Case Types .....	108
Toxicology Laboratory Forms.....	110
Toxicology Laboratory Drugs Screened .....	110

## PREFACE

Technological advances constantly create a need to update evidence manuals. Examinations have either been developed or further refined since the last revision of this guide. These examinations require additional considerations for careful evidence handling and protection.

This handbook is organized to provide the following:

- A description of forensic examination services provided by the Forensic Laboratory Services Bureau and the WSP High Tech Crimes Unit. This includes services offered by each functional area work group, the types of analytical techniques used for each evidence analysis, and a list of services we cannot provide. In the case of services we cannot provide, we make every effort to help the investigator find a suitable alternative for analytical needs.
  - General guidelines for the collection, preservation, and packaging of physical evidence.
  - The procedure for submitting physical evidence.
  - Procedures for handling various types of physical evidence.

This guide is not meant to be a comprehensive reference source for the collection and handling of physical evidence. An attempt has been made to briefly highlight the basic principles and requirements for dealing with the more common evidence types. The handbook cannot replace the caution, care, and probing reflection that are the requisites of the thorough, successful investigator. The investigator is encouraged throughout the handbook to call the crime laboratory for assistance. This is probably the best advice that we can provide: The wise investigator seeks counsel.

# INTRODUCTION

## FORENSIC LABORATORY SERVICES BUREAU

PO Box 42600  
Olympia WA 98504  
(360) 596-4120

The Forensic Laboratory Services Bureau (FLSB) of the Washington State Patrol (WSP), with bureau headquarters in Olympia, consists of three divisions: the Crime Laboratory Division, the Toxicology Laboratory Division and the Impaired Driving Section. The Crime Laboratory Division consists of laboratories in Seattle, Spokane, Tacoma, Marysville, Vancouver, and Olympia. All forensic toxicology services for the State of Washington are conducted at the Toxicology Laboratory located in Seattle. See the Toxicology Laboratory manual for guidance on collection and submission of samples for this division. The WSP High Tech Crimes Unit has its offices in Olympia. See High Tech Crimes Unit section for information regarding collection and preservation of computer evidence.

The Washington State Patrol FLSB is mandated by the Legislature to provide criminal justice agencies within the state the scientific investigative support associated with matters of a criminal nature.

This handbook offers a list of services offered in each functional area and methods of analysis typically used in these examinations. Also, the handbook describes the types of services and analyses the FLSB does not provide.

Evidence from all types of crimes is accepted from local, county, and state law enforcement agencies. Other agencies are assisted on a cooperative basis when a special need arises.

The Washington State Patrol FLSB is responsible for providing scientific support and expert testimonies relating to physical evidence from crimes by:

- Assisting at the scenes of crimes.
- Performing scientific examinations and evaluations of physical evidence in order to provide information relevant to criminal investigations.
- Participating in pretrial consultations and by providing reports, charts, graphs, and other exhibits for court purposes.
  - Providing expert testimony in court trials, hearings, and depositions.
- Providing training to the criminal justice community in crime scene investigation, the role and significance of physical evidence, and the handling, collection, preservation, and packaging of physical evidence.

# Section One

## CRIME LABORATORY DIVISION

# 1.0 CRIME LABORATORIES AND SERVICES

## CRIME LABORATORY DIVISION

2203 Airport Way S, Bldg. A, Suite 250  
Seattle, WA 98134  
Telephone: (206) 262-6002  
FAX: (206) 262-6091

## LABORATORIES

### Seattle Crime Laboratory

2203 Airport Way S, Bldg. A, Suite 250  
Seattle, WA 98134  
Telephone: (206) 262-6020  
FAX: (206) 262-6033

- Services: Bio/DNA analysis  
Crime scene response  
Explosives analysis  
Fire debris analysis  
Firearms/Tool Marks examination  
Integrated Ballistics Information System (IBIS)  
Forensic chemistry  
Clandestine lab analysis  
Seized drugs analysis, including THC Quant  
Microanalysis (trace evidence)

### CODIS Crime Laboratory

2203 Airport Way S, Bldg. A, Suite 250  
Seattle WA 98134  
Telephone: (206) 262-6020  
Email: confel@wsp.wa.gov

- Services: Management of Statewide CODIS Database  
Convicted Offender DNA Typing

### Spokane Crime Laboratory

580 W 7th St  
Cheney WA 99004  
Telephone: (509) 625-5401  
FAX: (509) 625-5440



- Services: Bio/DNA analysis  
Crime scene response  
Explosives analysis  
Fire debris analysis  
Firearms/Tool Marks examination  
Forensic chemistry  
Clandestine lab analysis  
Integrated Ballistics Information System (IBIS)  
Seized drugs analysis, including THC Quant  
Latent Prints Analysis  
Microanalysis (trace evidence)

### **Tacoma Crime Laboratory**

2502 112th St E, Room 273  
Tacoma WA 98445  
Telephone: (253) 538-3207  
FAX: (253) 538-3275

- Services: Bio/DNA analysis  
Crime scene response  
Explosives analysis  
Fire debris analysis  
Firearms/Tool Marks examination  
Integrated Ballistics Information System (IBIS)  
Forensic chemistry  
Clandestine lab analysis  
Seized drugs analysis  
Microanalysis (trace evidence)

### **Marysville Crime Laboratory**

2700 116th St NE, Suite P  
Tulalip WA 98271  
Telephone: (360) 654-1201  
FAX: (360) 654-1213

- Services: Bio/DNA analysis  
Crime scene response  
Explosives analysis  
Fire debris analysis  
Forensic chemistry  
Clandestine lab analysis  
Seized drugs analysis  
Microanalysis (trace evidence)

### **Vancouver Crime Laboratory**

1401 Kauffman Ave  
Vancouver WA 98660  
Telephone: (360) 993-3800  
Fax: (360) 993-3899

- Services: Bio/DNA analysis  
High-throughput SAK DNA analysis  
Crime Scene response  
Firearms/Tool Marks examination  
Forensic chemistry  
Clandestine lab analysis  
Seized drugs analysis, including THC Quant

### **Olympia Laboratory**

3310 Capitol Blvd  
PO Box 42608  
Olympia WA 98504  
Telephone: (360) 596-4525  
FAX: (360) 596-4470

- Services: Crime scene response  
Latent prints analysis

## 2.0 CRIME LAB AREAS OF RESPONSIBILITY

Service Area	Case Type	Laboratory for Submission
ALL	Convicted Offender database samples	CODIS - Seattle
Clark, Cowlitz, Lewis, Pacific, Skamania, Wahkiakum	Latent Prints	Olympia
	Chemistry, DNA, Firearms	Vancouver
	Microanalysis	Tacoma
Klickitat	DNA, Firearms, Chemistry	Vancouver
	Latent Prints & Microanalysis	Spokane
Kittitas	Latent Prints	Spokane
	Chemistry, DNA, Firearms & Microanalysis	Seattle
Grays Harbor, Mason, Thurston, Pierce	Latent Prints	Olympia
	Chemistry, DNA, Firearms & Microanalysis	Tacoma
Clallam, Island, Jefferson, San Juan, Skagit, Snohomish, Whatcom	Firearms	Seattle
	Latent Prints	Olympia
	Chemistry, DNA & Microanalysis	Marysville
Adams, Asotin, Benton, Chelan, Columbia, Douglas, Ferry, Franklin, Garfield, Grant, Lincoln, Okanogan, Pend Oreille, Spokane, Stevens, Walla Walla, Whitman, Yakima	Chemistry, DNA, Firearms, Latent Prints & Microanalysis	Spokane
King, Kitsap	Latent Prints	Olympia
	Chemistry, DNA, Firearms & Microanalysis	Seattle



## 3.0 PROCEDURES FOR EVIDENCE SUBMISSION

The following procedures should be observed to properly prepare and submit physical evidence to the crime laboratory.

### SHIPPING

- Most of the WSP CLD labs examine seized drugs. Some types of examinations, i.e. firearms, questioned documents, and latent prints, are performed only at a specific laboratory. Refer to the map (p. 11) to identify the appropriate CLD laboratory. If you are unsure which lab would handle your specific evidence, check with your local crime laboratory to determine which state crime lab should receive the evidence.
- Choose a suitable shipment container so that the evidence can be securely packaged and preserved during shipping. Each evidence item, if possible (see next bullet point), **must** be packaged, uniquely identified, and sealed separately to avoid loss or contamination. Small items of evidence should be packaged in an envelope or plastic bag, no smaller than 5" x 7". Mark each evidence item with the agency case number and an item number. These identifiers must be on the evidence packaging or on the evidence item itself.
- If the evidence item cannot be fully packaged for submission to the laboratory (for example, a door, car hood, etc.), the area of interest must be protected and preserved when submitted to the laboratory, preferably by hand. The submitted item still must have appropriate identifiers to include the agency name, agency case number and unique item number.
- Ensure the evidence packaging is sealed, clearly marked, and allows the evidence to be repackaged easily after analysis. Specific guidance for proper packaging of different types of evidence is provided in subsequent sections.
- Depending on the type of analysis requested, fillout either the [Request for Laboratory Examination](#) (RFLE) (Form WSP-3000-210-005) or the [Request for Laboratory Examination \(Sexual Assault Kit\)](#) (Form WSP-3000-210-032). Place the completed RFLE in an envelope and place inside the shipping container. Do not place the RFLE form inside sealed evidence. Laboratory personnel must be able to retrieve the form without breaking any evidence seals.
- Do not staple evidence to the RFLE and do not staple multiple evidence items together.
- Send the shipping container to the appropriate crime laboratory using a secure transport carrier with a formal delivery notification.
- To ship firearms and ammunition, please refer to the requirements of your carrier. Firearms and ammunition should be shipped in separate containers (see also the Firearms Evidence section).

**NOTE:** When threat-related items or mail are received or recovered, the first contact should be the FBI's Weapons of Mass Destruction coordinator. This individual has the responsibility for assessing the threat level and has a team of responders who can assess the nature of the threat, whether explosive, radiological or biological. The Crime Lab Division can analyze chemical and explosive materials and residues but is not equipped nor trained for radiological or biological material threats.

Once the FBI has screened the evidence it may be submitted to the crime lab for chemical or explosives analysis, if appropriate, or to the Washington State Public Health Department Laboratory in Seattle for biological and radiological analysis.

The FBI Office/Seattle Weapons of Mass Destruction coordinator can be reached at (206) 622-0460.

The Washington State Public Health Laboratory can be reached at (206) 418-5450.

## PERSONAL DELIVERY

- Personal delivery is the preferred method when the evidence is difficult to pack for shipping, very fragile, or if the evidence is perishable.
- Evidence concerning headlight filaments must be delivered in person to crime laboratories. See section titled "[Vehicle Lamp Evidence](#)" in the Materials Analysis section of this manual for further details on the proper packaging and handling of this type of evidence.
- Cases involving the analysis of possible unexploded explosives must be delivered in person to a laboratory that can complete these examinations. Note that post-blast evidence only may be shipped provided the investigator contacts the laboratory prior to shipping.
- Unsafe firearms must be hand delivered to a laboratory with a Firearms section for clearing, please call ahead to schedule.
- For the above mentioned and other circumstances, the laboratory may require evidence to be picked up in person for return to the submitter.
- Personal delivery allows the investigator to discuss the case and its complexities with the forensic scientist. It is advisable to telephone the crime laboratory and arrange for a meeting time with a forensic scientist when the evidence is delivered.
- Remember that sending evidence by messenger increases the length of the chain of custody. Do not send verbal instructions regarding the case with the messenger.

## REQUEST FOR LABORATORY EXAMINATION (FORM 3000-210-005)

The Request for Laboratory Examination ([RFLE](#)) is the WSP form used for CSRT requests and submitting evidence to the Crime Lab. This form must accompany all submissions of evidence to the crime laboratory. The form, which includes instructions for completion, is available on the CLD website (<http://www.wsp.wa.gov/forensics/crimlabs.htm>) and should be completed electronically. For information on the SAK-RFLE (Form 300-210-032) please go to section 7.0 Biological Evidence, Case Acceptance Guidelines for Biological Evidence. All Sexual Assault Kits (SAK) should be submitted using the [SAK-RFLE](#).

Some important points to remember when completing the RFLE are as follows:

- Fill in all of the requested information. Incomplete forms cannot be accepted. If a suspect or victim name is unknown, indicate that in the appropriate block on the form.
- Link your current submission with any previous submission(s) from the same case. There is a convenient box near the top of the form for this purpose.
- Use the dropdown menu to list the most serious offense according to the Uniform Crime Reporting (UCR) system first. Other offenses may also be listed.
- The phone number and email address of the investigator are important. The forensic scientist(s) working on the case may need to discuss the case with the investigator.
- List the items in order of priority (most important first and the order in which the requester would like the evidence examined). Use the item numbers (or alpha-numeric name) assigned to the evidence and a very brief generic physical description to identify the item and its priority.

- In order to improve the efficiency and effectiveness of the forensic services that we provide to your agency, please contact the laboratory prior to submitting cases with 6 or more exhibits of physical evidence. A laboratory scientist will discuss with you the best evidence to submit and priority of each exhibit.

If you have any questions regarding the use of the RFLE or the submission of evidence, call the crime laboratory serving your area. The addresses and phone numbers of the crime laboratories are listed in the instructions and on pages 8-10 in this manual.

Once the evidence is submitted, the Crime Lab may contact the investigator in order to determine the best approach to the examination of the evidence. If we do not have the analytical capability/resources to complete a specific examination, we will contact the agency with that information and possible solutions. The most effective use of Crime Lab Division resources may not allow us to examine every item submitted. For example, if multiple items are submitted in a single-suspect controlled substance case, only a single item may be analyzed and the agency would not receive pre-notification beyond what is described here. If specific items require analysis or if contact is requested prior to the examination, this should be clearly noted on the RFLE submitted with the evidence. Unless explicitly stated by the agency, submission of the RFLE is acceptance of CLD authority to approve technical deviations from test methods.

Sometimes it will be necessary to shift cases and evidence to one of the other CLD labs to make better use of our available laboratory resources. You can be assured that relative to a particular service in your local lab, each of the other CLD laboratories providing that same service has equal analytical capabilities for evidence that is transferred. This is not considered a contractor/subcontractor relationship for laboratory analysis, since the laboratories have the same capabilities.

If it is necessary for the lab division to use a non-WSP lab, either in a subcontractor relationship or because we do not offer a particular type of analysis, it is our responsibility to contact the submitting agency with this information and what may be expected from this transfer and subsequent analysis.

## 4.0 GENERAL GUIDELINES FOR THE COLLECTION, PRESERVATION, AND PACKAGING OF PHYSICAL EVIDENCE

The general instructions below will be helpful to the investigator. Evidence requiring special handling will be discussed in the appropriate sections of this handbook.

A few precautions are continually repeated throughout the handbook. The reason for the repetition is that these precautions are important. Failure to observe them may seriously affect the evidence examination and, potentially, the outcome of the case. Precautions regarding bloodborne pathogens are mentioned repeatedly due to the hazards that biological materials present.

The guidelines here express the manner in which the crime laboratory would prefer physical evidence to be collected, preserved, packaged, and submitted.

### PRECAUTIONS

#### Safety Alert

- Knives, broken glass, firearms and other sharp objects must be packaged appropriately in puncture resistant containers.
- Do **not** submit any hypodermic needles, razor blades, or other sharps. Syringes will not be accepted. In rare circumstances, and only with documented prior approval by a Materials Analysis supervisor or designee, a syringe may be submitted. The crime laboratory will **not** accept any case under any circumstances that includes a needle alone, a syringe with the needle attached, or a syringe with the needle broken off or sheared.
  - *NOTE: Shearing or breaking of contaminated needles is prohibited. [29CFR1910.1030 and WAC296-823-14010] All syringes and needles are considered contaminated.*
- To prevent risk from fire and/or explosion, do not submit any items containing batteries, such as electronic smoking devices, vape pens and scales. These items will not be accepted unless the battery has been removed prior to submission to the laboratory. If the batteries cannot be removed from the a smoking or vaping device, the liquid reservoir should be removed and submitted separately. Please contact your local crime laboratory with any questions.
- When threat-related mail is received, the first contact should be the FBI's Weapons of Mass Destruction coordinator. This individual has the responsibility for assessing the threat level and has a team of responders who can assess the nature of the threat, whether explosive, radiological or biological. The Crime Lab Division can analyze chemical and explosive materials and residues but is not equipped nor trained for radiological or biological material threats. Once the FBI has screened the evidence it may be submitted to the crime lab for chemical or explosives analysis, if appropriate, or to the Washington State Public Health Department Laboratory in

Seattle for biological and radiological analysis. The FBI Office/Seattle Weapons of Mass Destruction coordinator can be reached at (206) 622-0460.

### **Biohazard Contamination**

- The handling of items contaminated with biological fluids and stains presents hazards due to the possible presence of bloodborne pathogens. Hepatitis B (HVB) and Acquired Immunity Deficiency Syndrome (AIDS) are of particular concern to those handling liquid blood or bloodstained items. Special care must be taken when handling such materials. It is strongly advised to consult your agency "Bloodborne Pathogens Exposure Control Plan," which is required by WISHA (Washington Industrial Safety and Health Act).
- **Infectious evidence—Use universal precautions when handling biological specimens or stains.** Act under the assumption that the specimen or stain contains a dangerous pathogen, particularly Human Immunodeficiency Virus (HIV, the virus that causes AIDS) or HVB, and proceed accordingly. Use appropriate protective equipment, such as face, eye, hand, and shoe protection. Pointed and sharp-edged objects must be handled with extreme care. Searchers must not place their hands into any space that is not first visually inspected (no "blind" searches). Eyes must be protected if splashes are likely to occur.
- Eating, smoking, and the drinking of beverages at the crime scene is prohibited. Shoes should be protected from blood on the floor or grounds. The tracking of blood beyond the perimeter of the crime scene must be avoided. Careful processing of the crime scene will minimize the risk of contamination of evidence and danger to the investigator.
- Good personal hygiene must be observed. The hands should be washed thoroughly after the removal of protective gloves, even if the gloves are not cut or punctured. Used protective gear must be disposed of in a manner specified by state and federal regulations.
- Any questions should be directed to the following:

Industrial Safety and Health Division, Department of Labor and Industries, Olympia: [www.lni.wa.gov](http://www.lni.wa.gov).

### **GENERAL GUIDELINES**

- Meet legal requirements before entering the crime scene or collecting evidence.
  - Determine if a search warrant or court order is necessary before proceeding.
  - Maintain a chain of custody. Proper documentation is necessary to prove the chain of possession from the time of collection until entered in evidence in court. It may be necessary to prove the integrity of the evidence at some later time.
- Take extra caution when collecting evidence, especially if you are the first responder to a scene. Use gloves and possibly face masks to prevent contamination of potential biological evidence. Take steps to avoid contamination of latent evidence, such as fingerprints, shoeprints, etc.
- Collect a sufficient number and amount of samples. Remember that most of the time it is difficult, if not impossible, to return to the crime scene for more samples.
  - Collect small items of evidence on clean pieces of paper and fold the paper, seal, and label (see illustrations of paper folds at the end of this section). To avoid loss, seal these smaller items into a larger container such as an envelope or plastic bag no smaller than 5" x 7".

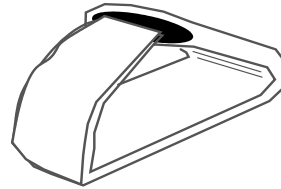
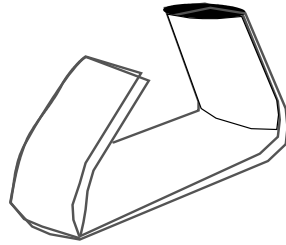
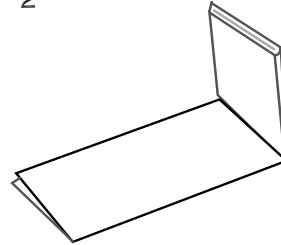
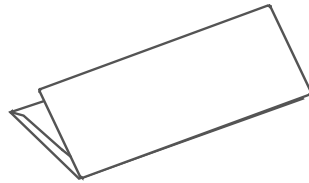
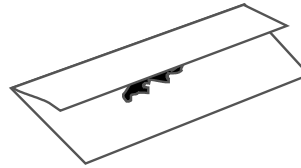



- Labeling evidence: The following information is to be noted on the container or attached tag:
  - Agency name and case number
  - Agency item number (same as listed on the RFLE)
  - Brief description of item
  - Source of item/name of subject (use actual name, not “suspect/victim”)
  - Location (where found)
  - Date/time of collection
  - Name or initials of person collecting item
  
- Preserving evidence: The general rule is to submit the evidence in the same condition as when collected. As with nearly all rules, there are exceptions. These exceptions are noted in the discussion of each evidence type (e.g., some evidence must be dried, refrigerated, or frozen).
  - The evidence must not be allowed to spoil, deteriorate, evaporate, or in any other manner be diminished in content or evidentiary value.
  - Biological stains, leather goods, plaster casts, and vegetable matter must be thoroughly dry before submission. After drying, this type of evidence is best stored in clean paper containers. Do not use plastic containers.
  
- Do not contaminate the evidence: The evidence must be handled in a proper manner so that no extraneous material or substance is added.
  - Place evidence directly into a container. Avoid placing the evidence on a surface, particularly one that is soiled or that may contain material similar to that of the evidence.
  - Handle the evidence as little as possible.
  - Package items separately so that transference of possible contaminants does not occur. Care must be taken to avoid leakage and/or breakage so that liquid samples, such as blood, do not leak on other items of evidence.
  - Protect a stain with a clean piece of paper so that when clothing is folded, the stain will not be transferred to another portion of the clothing. An accidental transfer may cause the forensic scientist to misinterpret the stain pattern.
  
- Sealing evidence:
  - Use nonremoveable tape or evidence tape to seal evidence. Evidence packages are properly sealed if the evidence inside is protected from loss or contamination and an attempt to enter the package would be noticed. The open flaps of envelopes must be sealed with either packing or evidence tape. Scotch tape and staples do not constitute proper seals. **Each seal must be initialed so that the initials touch both the tape seal and the item’s packaging.** It is also a good idea to include the date across the tape seal. Particular care must be taken when sealing containers with seized drugs.
  - Bottles and jars must be capped tightly to avoid leakage and then sealed with tape. The tape must extend across the top of the lid and down both sides of the body of the container.
  - Take all precautions to avoid the loss of evidence. Package and seal the containers to avoid leakage, tearing, or the sifting of evidence through cracks or small openings. Small packages should be over sealed into an envelope or plastic bag not smaller than 5” x 7”.

Consider a double package process to protect trace evidence from being lost in a larger outer container.

- It is not always practical or necessary to seal evidence in a container in order to protect it from loss, cross contamination or deleterious change. For example, containerization and sealing are not necessary for large items such as furniture, doors and windows, and automotive components which cannot be packaged and sealed in a practical manner. In this case, the area of the item that has forensic importance should be covered so that the area is protected. The covering should be clearly marked indicating the specific area of interest.
  
- Control/Reference samples:
  - Control (reference/known) samples and/or comparison samples are necessary when comparisons are to be made.
  - The substrate samples to determine whether the material (substrate) on which a stain is found interferes with the stain analysis may be submitted but will only be examined if necessary. Do not use envelopes smaller than 5" x 7".
  
- Shipping evidence:
  - Ship evidence by a secure transport carrier with a formal delivery notification.
  - Firearms (that have been rendered safe) and ammunition should be shipped in separate containers. For more details, please refer to the Firearms Evidence Section.
  - Follow special instructions involving the shipment of biological specimens. See the Biological Section of this manual or contact your local laboratory.
  - If the evidence is very fragile (such as vehicle lamps) or in some other way difficult to ship, it should be delivered personally.

## 5.0 HOW TO MAKE A PAPERFOLD


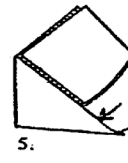
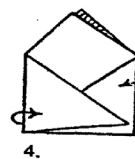
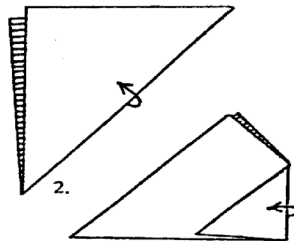



5

6



7



## 6.0 CRIME SCENE RESPONSE TEAM

### INTRODUCTION

The complexity and demands of a major crime may overwhelm the resources of a law enforcement agency. Yet it is incumbent upon all agencies, regardless of resources and training, to perform a thorough and complete investigation. For such needs, the Crime Scene Response Team (CSRT) was established to respond to calls for crime scene assistance from law enforcement agencies within the state. The CSRT consists of forensic scientists and is a free service available for response 24 hours a day.

### GOALS AND OBJECTIVES

The CSRT will respond to requests by law enforcement agencies and assist the agency in a thorough assessment and examination of the physical crime scene. This will be accomplished by:

- Responding in an expeditious manner to minimize the loss of evidence.
- Assisting in the processing of the crime scene by the recognition, collection, and preservation of pertinent physical evidence.
- Recording the crime scene in an appropriate manner, including photography, sketching, diagrams, and note-taking.
- 3D laser scanning and forensic mapping.
- Providing reconstruction of events where warranted.
- Providing the requesting agency with a written report.
- Providing expert testimony as needed.

### CALLOUT CRITERIA

The WSP CSRT does not currently have the resources and personnel to respond to every crime scene. Consequently, the CSRT is limited to providing assistance primarily to major crimes such as the following situations:

- Death investigations (except traffic fatalities)
- Sexual Assaults
- Assaults
- Fatal and non-fatal use of force incidents involving a law enforcement officer
- Other crimes as warranted by circumstance and resources

### CALLOUT PROCEDURE

#### Crime Scene Response Guidelines:

The following are guidance criteria to be considered by the CSRT Manager in evaluating calls for assistance. These criteria are not exhaustive and consideration of appropriate response will depend both on the nature of the case, the needs of the requesting agency, and the availability of scientists. Whenever appropriate, response will be scheduled for normal business hours. Examples of this would be vehicles which have been secured and impounded or are in police custody.

*Before responding to any request, the requesting agency must have secured the scene and obtained a valid search warrant or legal permission to examine the scene.*

Criteria to respond immediately:

- For investigation of a homicide where the deceased body (bodies) of the victim (suspect) is still at the scene and the agency needs any of the following that cannot be delayed: bloodstain pattern analysis, trajectory analysis, latent print evaluation and collection, scene reconstruction, and evidence recognition and collection.
- Where the suspect(s) are unidentified and remain at large, presenting a danger to the public if not identified as soon as possible.
- For investigation of a serious crime where it is beyond the expertise of the requesting agency to best preserve and collect evidence that may deteriorate due to the weather.
- Any investigations that involve the closure of public areas, such as an officer involved shooting on a roadway.

Criteria for Non-response:

- A scene that has been thoroughly searched by the agency and CSRT is only being called to confirm that no further useful forensic evidence is present.
- A scene where the agency has no good investigative information that the vehicle/residence/location is associated with the crime.
- A scene where there is no compelling forensic reason to respond. An example of this is searching for hairs/fibers or DNA samples in a vehicle to which it was known that the victim/suspect had prior access.
- A simple scene where verbal directions on evidence collection and preservation can be given to a Detective/Evidence Officer.

Contact Information:

The requesting law enforcement agency can request assistance from the CSRT by:

- Contacting the CSRT Coordinator or designee at **(253) 255-3064**
- Contacting the local WSP Communications Center

The CSRT Manager or designee will communicate with the requesting agency to assess the agency needs and determine the level of response.

## **RELATIONSHIP TO REQUESTING AGENCY**

The requesting agency will retain the responsibility, authority, control, and direction of the overall investigation, as well as all collected physical evidence. The CSRT does not transport evidence from the scene.

The requesting agency will be kept informed at all times of the status of the crime scene investigation.

The CSRT will not engage in any activity deemed unsafe, unethical, or in violation of accepted crime scene practices, WSP regulations, or Washington State laws.

Any requests for information from the news media at the scene will be referred to the requesting agency.

The CSRT will provide reports to the agency.

CSRT responders will be available for court testimony.

## RECONSTRUCTION SERVICES OFFERED BY CSRT

The CSRT scientists also have the capability to examine physical items of evidence in the laboratory as part of a crime scene reconstruction request. Crime scene reconstruction is the application of scientific principles to describe what events took place during the commission of a crime. Crime scene reconstruction includes:

- General crime scene reconstruction
- Bloodstain pattern analysis and reconstruction
- Shooting incident reconstruction

During the reconstruction process, additional analysis may be required. This may include but is not limited to:

- Diagrams
- Photographs
- Experimentation
- Review of relevant scene and/or laboratory reports
- Physical evidence examination

## CASE ACCEPTANCE GUIDELINES FOR RECONSTRUCTION REQUESTS

The following case acceptance guidelines were established to improve our efficiency and promote analysis of evidence that is most likely to yield results. These guidelines will support efforts to improve customer service by ensuring that all relevant evidence is submitted for analysis prior to the start of examination. There is great importance to and benefit from communication between customers and our CSRT staff regarding case submissions.

- Reconstruction requests are typically labor intensive cases that require extensive review of reports, photographs, as well as items of physical evidence. As such, all requests for reconstruction must be approved by the CSRT Manager prior to acceptance. Please call (253) 255-3064 to discuss the nature of the reconstruction request prior to submitting evidence to the crime laboratory.
- In cases of bloodstain pattern analysis on clothing, a tiered approach to evidence analysis will be employed. Communication between the customer and CSRT Manager will identify which articles of clothing are most likely to answer the questions relevant to the request.
- Due to the time required to complete most reconstruction requests, it is requested that evidence be submitted at least 60 days prior to cases to a court mandated completion date.

## 7.0 BIOLOGICAL EVIDENCE

### INTRODUCTION

The Washington State Patrol Biochemistry/DNA section is responsible for the forensic biochemical analyses of body fluids, stains, and cellular material (not associated with bodily fluids) and the DNA typing of biological evidence.

The majority of examinations begin with a screening procedure to identify the presence of biological material on items of evidence. When biological material has been identified from the screening process, a sample of the material can be taken for DNA analysis. Biological screening can involve a series of chemical tests to indicate the presence of a bodily fluid (serology), detecting the presence of male DNA for certain sexual assault kit samples (Y-screening), or may be as simple as swabbing an item that has been reportedly touched or contacted in some way. The WSP crime lab system is capable of performing presumptive and confirmatory tests for blood and semen, and presumptive tests for saliva..

Human DNA analysis (or typing) is the only type of DNA testing performed by the WSP Crime Laboratory. DNA typing is a process that involves chemically removing DNA from cells and applying molecular biology techniques to obtain a DNA profile that can be compared to other profiles. DNA profiles may be obtained from biological evidence items, or from reference samples collected from known individuals. DNA can be obtained from many biological sources ( such as blood, semen, saliva, hair, organs, skin, urine, and feces). DNA typing performed on biological evidence can be used to include or exclude an individual as a possible source of biological evidence and/or can be compared to DNA profiles contained in the Combined DNA Index System (CODIS).

DNA can be recovered from items that may have been touched and no body fluids are present, however this kind of evidence can present interpretation challenges. These types of samples are commonly referred to as trace DNA. Samples that are likely to have been handled by multiple sources or have been limited in handling/touch by the suspect can result in complex mixtures of DNA from multiple donors or limited information. Analysis of trace DNA samples often leads to limited or inconclusive conclusions regarding inclusion or exclusion of a particular person of interest. In addition, it is not possible to conclude that an item was touched by an individual, when DNA was deposited on an item, or how DNA was deposited on an item. Trace DNA samples will not be analyzed if they are considered unsuitable and/or other evidence with a higher potential for developing a probative profile is available.

The conclusions drawn from DNA evidence by DNA analysts can help law enforcement investigators:

- Identify a potential perpetrator
- Exclude individuals not involved in the crime being investigated
- Reconstruct the events related to the crime
- Locate the crime scene
- Determine probability of parentage in criminal cases
- Identify missing persons and unidentified remains

## CASE ACCEPTANCE GUIDELINES FOR BIOLOGICAL EVIDENCE

The following case acceptance guidelines were established to improve efficiency, promote analysis of evidence that is most likely to yield results, and prioritize the testing of evidence submitted in more serious crimes (homicides, assaults, sexual assaults). These guidelines will support efforts to improve customer service by reducing the backlogs and providing timely investigative information.

### Case Acceptance Criteria for Sexual Assault Kits:

- The first laboratory submission is limited to the sexual assault kit box and reference samples from the survivor, suspect, and recent consensual sexual partners. The request must be submitted using the [Request for Laboratory Examination Sexual Assault Kit Submission form](#). 300-210-032. The SAK-RFLE must be completely filled out for the evidence to be accepted at the crime laboratory.
- Additional items may only be submitted after discussion with the DNA scientist or DNA supervisor. If approved, additional items are submitted using the [Request for Laboratory Examination](#) form. This submission must be accompanied by a [DNA Case Supplemental Information](#) form and, when requested, [Authorization for Consumption of DNA Evidence](#).

A case summary or copy of the incident report and, if applicable, the *Sexual Assault Kit Report* should also be submitted. The case information should contain a brief description of where or who the evidence items came from. A forensic scientist may still contact you for additional information about the case.

### Case Acceptance Criteria for Other Evidence:

- The first request for analysis is limited to five evidence items, not including reference samples. These items must be listed on the required [DNA Case Supplemental Information](#) form in order of requested priority. The customer should contact the laboratory to discuss prioritization of evidence if there is a need to submit more than five items.

The WSP Crime Lab requires the submitting agency or a prosecutor provide [Authorization for Consumption of DNA Evidence](#) when requested. Every effort is made to preserve at least half of the evidence; however, when dealing with limited samples, it may be necessary to consume the entire sample.

- Current laboratory resources cannot support the routine analysis of “touch DNA” samples collected specifically for skin cells from handling objects. Examples of touch DNA samples include firearms evidence (bullets, magazines, cartridge cases, and firearms), swabs collected from firearm evidence, and samples collected from surfaces which have been in routine contact with many people. “Wearer DNA” samples collected to obtain the DNA profile of an individual who may have worn a clothing item are generally not included in this category. Exceptions may apply for cases involving violent crimes, if there is no other evidence, if applicable reference(s) are provided at the time of submission, and if [Authorization for Consumption of DNA Evidence](#) is granted. Submissions of touch DNA cases should include discussions between customers and DNA staff.
- Property crime submissions will be limited to cases involving substantial property loss (typically exceeding \$10,000 in value), cases that are part of a series, have a sexual component, involve crimes against government agencies, are associated with sentencing enhancements, involve thefts of large quantities of dangerous or hazardous materials, or indicate a public safety threat (i.e. the



victim is home at the time of occurrence). The customer should contact the laboratory before submitting evidence in a property crime. Property crimes should be limited to the submission of 2 items, and will require [Authorization for Consumption of DNA Evidence](#), and any suspect reference samples at the time of submission. Additional items may be submitted after discussion with the DNA scientist or DNA supervisor. The firearms, materials analysis, questioned documents, and latent print sections remain unaffected by this policy. For cases involving multiple examinations, this policy will only apply to evidence on which DNA analysis is requested.

- The customer must provide contact information on the Request for Laboratory Examination Form. Please return any inquiry calls or emails within 21 days to avoid cancellation of the lab request and return of the evidence.

### Required At the Time of Initial Submission

To improve the quality of customer service, we require the following items with initial case submissions:

- For SAK evidence submissions:
  - A [Request for Laboratory Examination Sexual Assault Kit Submission](#)
- For other evidence submissions:
  - A [Request for Laboratory Examination](#) form
  - A [DNA Case Supplemental Information](#) form. Please indicate the evidence priority on this form. If you cannot provide reference samples, please indicate the reason on this form.
  - A case summary or copy of the incident report and, if applicable, the *Sexual Assault Kit Report*. The case information must contain a brief description of where (or who) evidence items came from. A forensic scientist may still need to contact you to obtain additional information about the case.
  - [Authorization for Consumption of DNA Evidence](#) form is required for all property crime submissions and may be required upon request for other submissions
  - Reference samples from victims, suspects, and elimination/consensual partners are required at the time of submission if possible

## TECHNOLOGY UTILIZED

The Washington State Patrol Crime Laboratory does not currently offer mini-STR typing, mitochondrial DNA typing (mtDNA), single nucleotide polymorphism (SNP) technology, animal DNA typing, or plant DNA typing. The WSP laboratory should be contacted if any of these services are required, and the laboratory may be able to provide assistance to the agency in determining alternative laboratory facilities for testing.

The WSPCLD offers human DNA typing using national best practices recognized by the forensic community. DNA is first chemically removed (or extracted) from biological cells. Real Time (RT) polymerase chain reaction (PCR) instruments determine the quantity, quality, and ratio of DNA present in the sample (quantitation). Molecular biology techniques are then applied to obtain a DNA typing profile.

A specific amount of DNA is amplified using the PCR process, which targets a core set of short segments of DNA that are repeated numerous times, also known as short tandem repeats (STRs). The amplified DNA is then run on a capillary-based gel electrophoresis instrument, resulting in a DNA type for each locus. The typing results at each locus are compiled into what is referred to as a DNA profile.

If the amount of DNA in a sample appears insufficient to obtain a profile, the analyst has discretion to halt testing. If multiple samples with similar probative value are quantitated, the analyst may choose which samples to amplify based on case approach considerations, which may include discussions with the submitting agency and/or prosecutor.

Robotic liquid handling systems are used by the laboratory and may be employed during certain steps of the analysis process.

### **Autosomal STR Analysis:**

The 20 core STR loci tested by the WSPCLD are those recommended by the FBI and recognized by the Combined DNA Index System (CODIS), plus Amelogenin and DYS391 for sex determination and Penta D, Penta E, SE33, DYS570 and DYS576 for higher discrimination. Although it may not be possible to obtain results at all loci for every sample, the core STR loci that may be examined are: D3S1358, D1S1656, D2S441, D10S1248, D13S317, D16S539, D18S51, D2S1338, CSF1PO, TH01, vWA, D21S11, D7S820, D5S818, TPOX, D8S1179, D12S391, D19S433, D22S1045 and FGA.

## **Y-STR ANALYSIS**

Y-STR analysis is similar to STR analysis, but focuses exclusively on male DNA. The Y-STR loci tested by the WSPCLD are found on the non-recombining region of the Y chromosome, allowing the amplification of only human male DNA. The 23 Y-STR loci examined are: DYS576, DYS389 I, DYS448, DYS389 II, DYS19, DYS391, DYS481, DYS549, DYS533, DYS438, DYS437, DYS570, DYS635, DYS390, DYS439, DYS392, DYS643, DYS393, DYS458, DYS385 a/b, DYS456, and Y-GATA-H4. The alleles at each locus are inherited as one linked block of genetic information that is passed down through a paternal lineage.

Y-STR testing is applicable to the following scenarios, Please contact the laboratory to request Y-STR testing when needed.

- Samples where large quantities of female DNA may be obscuring the smaller male DNA component. Examples of appropriate cases and samples include:
  - Sexual assault cases where only digital penetration or penile penetration without ejaculation (or with use of a condom) occurred or when only oral assault occurred.
  - Sexual assault cases where the perpetrator has a low sperm count or is vasectomized.
  - Fingernail clippings from female victims, especially homicide victims, when it is expected that the perpetrator was male and that some sort of struggle may have occurred.
- Cases where a reference sample from a male victim or suspect is unavailable, but a sample from a male relative from the same paternal line is available.
- May be considered for use on cold cases that were previously unsuccessful with standard DNA typing. Please check with the lab that conducted the original testing. The original DNA extracts and/or additional suitable evidence items from the case must be available.
- To supplement conventional STR results obtained for a sample with additional genetic information.

**The following are limitations of Y-STR testing:**

- All males with the same paternal lineage will have the same profile and thus will be indistinguishable from one another (A Y-STR profile is not unique and cannot identify a specific, single individual).
- Y-STR profiles are not eligible for CODIS. Relevant reference samples must be submitted for comparison to any profiles.
- Statistical weight of a Y-STR profile is significantly lower than standard DNA testing. All other samples in a case that are potentially suitable for standard DNA testing should be exhausted before Y-STR testing is attempted.
- The Y-STR analysis of samples originating from more than one male donor may be inconclusive. The submission of elimination references, if applicable, will help profile interpretation.

The following criteria are generally utilized to determine if a case is eligible for Y-STR analysis. Since Y-STR analysis is a specialty examination, it will not be conducted on every case and is limited to applicable samples submitted in violent crime (e.g. homicide, sexual assault, assault) and paternity or identity cases only. Consultation with the laboratory is encouraged before requesting this testing.

- If a probative autosomal (standard STR) DNA profile has already been developed in the case, Y-STR analysis will generally not be conducted.
  - If there are multiple suspects in the case and they are paternally related, Y-STR analysis will generally not be conducted.
  - For Y-STR requests involving victim's clothing: Y-STR analysis will generally not be conducted without a serology result if the suspect co-habitates with the victim or processes laundry with the victim.
- :
- The investigation must have a suspect identified and an available suspect reference sample. A suspect reference sample is required to conduct Y-STR analysis for comparisons, since there is no state Y-STR DNA profile database.
  - Y-STR analysis often involves limited amounts of DNA. Authorization to consume the evidence may be required by the laboratory.

## **HANDLING BIOLOGICAL EVIDENCE**

The handling of biological fluids and stains presents hazards due to the possible presence of pathogens. All evidence items submitted for biological testing must be handled using universal precautions. Treat all evidence objects as sources of pathogens and take appropriate protective actions while handling biological evidence.

Gloves must always be worn when handling potential biological evidence. Gloves must be changed frequently and always between handling evidence items to avoid contamination between items. Additional personal protective equipment including Tyvek® suits, boot covers, and masks. may be needed to protect

the collector and the evidence. No smoking, eating, or drinking, should be done around potential biological evidence items. Do not touch your face, clothing, or personal items (such as a cell phone) while wearing gloves. Change gloves immediately afterward if you inadvertently contaminate your gloves. To reduce the risk for contamination, do not cough, sneeze, spit or talkover or around potential biological evidence. Face masks that cover the nose and mouth are highly recommended when collecting evidence, especially for trace DNA samples.

Good personal hygiene must be observed. The hands should be washed thoroughly after the removal of protective gloves, even if the gloves are not cut or punctured. Used protective gear should be removed when exiting the crime scene and must be disposed of properly.

Questions regarding health and safety should be directed to local health authorities or to the Industrial Safety and Health Division, Department of Labor and Industries, Olympia, Washington, at [www.lni.wa.gov](http://www.lni.wa.gov); Safety and Health Hot Line, 1-800-423-7233.

## **COLLECTION, PRESERVATION, AND SHIPPING OF BIOLOGICAL EVIDENCE**

### **Collection**

Evidence may be recovered from many sites: from the crime scene, from an evidence dump site, from a vehicle involved in the crime, from the suspect's body and clothing, and from the victim's body and clothing. In sexual assault cases, evidence such as penile swabbings from a suspect, the suspect's underwear, and fingernail/tip samples may be useful evidence. When appropriate, as much evidence as possible should be collected as quickly as possible from the bodies of the victim and suspect. Transitory evidence should be collected as the first priority. Biological evidence is fragile and can easily be destroyed. The recognition and recovery of such evidence must be performed properly by the investigator in order to make the best use of it. Please call your local laboratory for case specific recommendations.

The DNA laboratory may be contacted before any biological evidence is delivered for processing. The first submission of DNA evidence is limited to five items plus reference samples (except sexual assault cases, which should only include the SAK and references). The laboratory can help determine what evidence should be delivered and how that evidence should be processed to provide the best forensic examination possible. When several forensic disciplines are involved with one item of biological evidence, the item may be shipped between WSP laboratories for the examination to be completed in the appropriate order for that item.

It is imperative that the victim receive immediate medical attention. Promptness of an examination will also permit medical personnel to retrieve any physical evidence before being lost through washing or cleansing. Commercial kits are available to assist medical personnel in collecting specimens and controls required by the crime laboratory. The examination should be conducted in a manner which avoids the loss of evidence. The preferred sequence of the examination by medical personnel is to first examine and collect the clothing, then the external areas of the body, and finally the internal areas of the body.

The Harborview Abuse and Trauma Center has established guidelines for sexual assault medical evaluations and evidence collection for adults, adolescents and children.

There are generally three methods of collection recommended by the WSP Crime Lab:

- 1) Collect the entire item.
- 2) Collect a portion of the item.
- 3) Remove the biological material from the item.

#### Collecting the entire item

The best way to collect an item of biological evidence is to collect the entire item. This method of collection allows the laboratory to process the evidence with the potential involvement of several forensic disciplines (e.g. latent prints, materials analysis). After a sexual assault in which the suspect has deposited body fluid evidence on the victim, it is critical to immediately collect articles of clothing worn during the assault. These may not be the clothing items the victim wears to the hospital. In some cases it may be important to collect the clothes the suspect was reportedly wearing at the crime scene.

If latent blood detection methods (such as luminol) or alternate light sources are used to locate stains at the crime scene, an effort should be made to mark those areas on the evidence prior to collection (e.g. a potential semen stain on a blanket observed on the bed at a crime scene).

#### Collecting a portion of the item

If the entire item is not able to be collected because the item is too large (e.g. walls, concrete, flooring), a portion of the item may be removed. This method is preferred if it is necessary to preserve a stain pattern on a large item. A large enough area around the stain/pattern should be taken to avoid having the cutting instrument come in close contact with the biological material.

#### Removing the biological material from the item

Do not submit swabs previously used for presumptive blood testing for DNA analysis. A separate swab should be used for sampling DNA evidence after a stain has given a positive presumptive test for blood. The chemicals in the presumptive tests interfere with DNA testing.

**Visible staining:** If the item (or a portion of the item) is not able to be collected, the visible stain may be transferred off the object by swabbing(s) or scraping.

- **Swabbing:** Moisten a sterile cotton swab with clean water\* (not dripping wet, just moist enough to dissolve the stain) and rub the stain. If the stain is small, collect it on a small area of the swab. Collect larger stains on as many swabs as necessary. Use a dry swab afterward to collect any remaining residue.
- **Scraping:** This should be performed as a last resort since flakes can create contamination. If the body fluid can be easily flaked off a surface, use a new/sterile scalpel or razor blade and scrape it onto a clean piece of paper. If more than one stain is to be collected, use a new/sterile blade for each scraping to prevent cross-contamination. Fold and tape the paper closed as depicted on page 19.

**Non-visible biological material:** If the item (or a portion of the item) is not able to be collected, but a non-visible stain or cellular/contact material is suspected to be present, the area may be swabbed. Latent print analysis may need to be considered before an area is generally swabbed\*\*.

- If the stain is not visible or to collect cellular/contact material from an item, moisten a sterile cotton swab with clean water\* (not dripping wet) and swab the area on the item. Use a dry swab afterward to collect any remaining residue. This technique is referred to as the “wet/dry technique”.
- The wet/dry swabbing technique should be used for swabbing areas on the body that may have been licked, kissed, or bitten.

**Lotions or lubricants:** Collect large deposits of oils, lubricants, creams or ointments in a glass test tube or vial. Otherwise, wipe the area of the deposit with a sterile damp swab(s) and follow it with a sterile dry swab(s). Sterile gauze may also be used to collect the deposit. A substrate control may be collected from a deposit-free area, adjacent to the deposit.

\*It is always preferable to use sterile, deionized water to moisten swabs. If this is not possible, clean water should be used. Commercially bottled water may be an appropriate option. A control swab, moistened with the water used then air dried, may be collected, however these controls are not generally processed at the crime laboratory.

\*\*For collection of evidence that yields limited DNA, such as touch/handler/wearer cellular samples and small stains, certified DNA-free swabs should be used. Swabs labeled only as 'sterile' may contain contaminant DNA from the manufacturer and can produce DNA profiles that are not forensically significant. For further information on certified DNA-free swabs, contact the crime laboratory.

### M-Vac® Collection

The M-Vac® is a wet-vacuum DNA collection system. It is possible to use this device to collect DNA from a variety of porous and non-porous materials. M-Vac® collection for DNA analysis is available in each DNA laboratory within the WSP Crime Lab system. The WSP Crime Lab recommends agencies contact their local WSP Crime Lab if this service is requested.

Due to the potential for removal of trace evidence and mixing of discrete stains present on an item, the WSP Crime Lab recommends M-Vac® collection be performed at the WSP Crime Lab, and not at individual agencies. The M-Vac® has the ability to collect trace amounts of DNA from the substrate, and as such, complex mixtures, and contaminant profiles may be detected in DNA extracts produced from this collection method. If an agency prefers to perform M-Vac® collection at their location or on scene, with subsequent submission of the M-Vac® product (dried filter/filter device) to the WSP Crime Lab for DNA analysis, an elimination sample from the M-Vac® operator/collector *must* be submitted along with the evidence.

### Preservation

Bacterial action, mold, sunshine, moisture, and warm temperatures can damage the evidentiary value of biological evidence due to the damage or destruction of DNA.. All biological evidence must be dried and packaged according to these guidelines before submission to the laboratory.

### Proper packaging:

- Each item, including each article of clothing, should be packaged separately. Transfer of materials between items must be avoided.
- Use clean paper bags, envelopes, cardboard boxes, or some other breathable packaging material to package evidence to avoid the accumulation of moisture inside the package. Do not use plastic bags or containers. The presence of moisture enhances bacterial growth.
- Comforters, blankets, pillows, coats, and other large items should be packaged in a way that allows them to be repackaged easily at the end of the forensic examination.
- Label each item with a case number, item number, date, item description, source and/or location.
- Evidence tape or other nonremovable tape should seal any openings. Initial across the tape. The date may also be appropriate to add across the seal. All packaging should have tape over any openings to ensure that small particles are not lost. Only tape or self-adhesive seals should be used. No envelopes should be licked to seal.

- Evidence must be properly packaged and sealed to prevent any loss or contamination.

Special packaging considerations:

- Bottles/containers with liquid: The liquid should be removed using a pipette or by poking a hole in the bottom of the receptacle. Liquid should not be dumped out due to potential biological evidence around the opening/lip/mouth area of the container. The removed liquid may be preserved in a sealable plastic container. If an examination is needed for ignitable liquids, refer also to the Fire Debris section of this manual or contact your local laboratory.
- Condoms: For condoms with a small amount of liquid, the liquid should be allowed to dry before packaging. If the liquid cannot be dried, the condom should be packaged so that the liquid cannot spill out of the condom. A new/sterile twist tie or clamp may be used so biological material from the inside of the condom is not mixed with the biological material on the outside of the condom. Secure the condom in packaging such as a plastic specimen jar or conical tube to keep it upright and leak proof, and then freeze the item.

Proper drying:

Evidence items and stains must be thoroughly dried at room temperature without the use of heat or fans. Partially dried items will be subject to bacterial action and mold, destroying their value as evidence. To avoid the possibility of cross-contamination, items from different areas of the crime scene, from different individuals (e.g. victim and suspect), and from unrelated cases should **not** be dried together at the same time. If an item is wet upon collection and cannot be adequately dried (e.g. soaked diaper, human tissue), consider freezing the item or call the lab for recommendations.

Proper storage:

For best practices related to the storage and preservation of DNA evidence, please reference the NIST Biological Evidence Preservation Handbook, available on our website. DNA typing results can be obtained from evidence stored refrigerated, frozen, or at room temperature for an extended period of time. If at room temperature, biological evidence should be stored in a cool, dark, and dry place.

- Do not freeze the following items: metal objects, rocks, guns, knives, rocks, aluminum baseball bats, or any item that has hard plastic, rubber, or non-porous surfaces (e.g. shoes, belts etc.). These items should not be frozen, as condensation forms upon removal of these objects from the freezer. These items should be stored dry at room temperature.

Shipping

Items must be packaged in a way that will allow them to be handled and transported safely. A few examples include:

- Knives/Firearms/sharp items: should be placed in a new cardboard box and secured with plastic zip-ties. (See the firearms section of this manual for shipping safety procedures for firearms).
- Glass: should be secured in a cardboard box, padded, marked “fragile” and “glass” on the outer packaging.
- Blood tubes: any glass tube packaged for shipping must be cushioned and protected from breaking (this includes tubes used to store sexual assault swabs). Wrap the tube in absorbent

material (e.g., enough tissue paper or towels to absorb the contents if it should break) and place in a small, resealable plastic bag. Tape top edges together with evidence tape. Place the bag into a second bag and seal, and then place this into a Styrofoam mailing container and seal container. Styrofoam containers are commercially available. Blood tubes should never be frozen, they may be refrigerated. If liquid blood tubes are included in the sexual assault kit, they should be removed when the kit is placed in freezer storage.

Items should not be marked “biohazard” or “blood” on the outer packaging for shipping.

## REFERENCE/KNOWN SAMPLES

A reference/known sample is taken from an individual under supervised circumstances. A chain of custody must be maintained on the sample from the time of collection. The DNA typing profile obtained from the reference sample is compared to any profiles from the evidence items. The reference sample may be collected by law enforcement, medical staff, or correctional staff. Offender DNA collection kits supplied by the WSP CODIS Crime laboratory should not be used for the collection of DNA reference samples in criminal cases. The reference sample should be shipped to the WSP laboratory doing the analysis on the evidence items in the case. Reference samples that arrive separate from and later than the other evidence may cause a delay in the processing of the case. If reference samples are not submitted with the initial laboratory request, the request may be cancelled unless other arrangements have been made in advance or sufficient justification is provided on the *DNA Case Supplemental Information form*. “Sufficient justification may include an inability to obtain reference samples.

A “secondary” reference sample is a personal item (e.g. toothbrush, hair brush, comb) that is believed to be from an individual. On rare occasions, this type of reference may be used when a “primary” reference is not available. Contact the crime laboratory for more information on submitting secondary reference samples.

The reference samples that should be submitted are dependent on the case circumstances:

- Reference/known samples should be submitted from all victim, and suspect.
- References may also be required for elimination purposes (e.g. a consensual partner of a sexual assault victim).
  - Note: elimination samples from Law Enforcement or Crime Scene personnel may also be required if known or suspected unprotected contact between an individual and an item of evidence may have occurred (e.g. Officer touched weapon during collection safety check).
- In missing person’s investigations, references may be requested from family members. Family member reference samples submitted to a WSP Crime Laboratory shall be accompanied with a [Consent for Family Reference Sample Collection, Testing, and CODIS Entry](#) form (available on the WSP CLD website: <http://www.wsp.wa.gov/forensics/crimlabs.htm>).
- If an evidence sample profile matches to an offender profile in the CODIS database providing an investigative lead, a reference sample will be requested to confirm the “hit.”

### Methods of reference sample collection:

- A buccal (saliva) sample on swabs or FTA<sup>®</sup> paper\* is the easiest method of collection for known/reference samples. When collecting a buccal sample, the individual’s mouth should be free of food, tobacco, and other substances. It may be appropriate to have the individual rinse and



spit before the collection of the sample. The buccal sample can be collected by using 2-4 swabs. Rub and roll the swabs on the gums and inside the cheeks so that the sample collected has thoroughly coated the surface of the swabs. The swabs should be air dried and packaged for submission to the laboratory. If FTA<sup>®</sup> paper collection is also desired, the wet/moist swabs should be blotted and rubbed on the FTA<sup>®</sup> paper before the swabs are dried. The FTA<sup>®</sup> paper should also be packaged for submission to the laboratory. The swabs and/or the FTA<sup>®</sup> paper must be labeled with the name of the person from whom it was collected, or some case identifier to link the item to the individual.

- A blood sample on FTA<sup>®</sup> paper\* may be collected. This type of sample is generally collected by medical staff using a finger lancet or blood draw. Liquid blood is blotted on the FTA<sup>®</sup> paper labeled with the name of the person from whom it was collected, or some case identifier to link the item to the individual. The FTA<sup>®</sup> paper should be packaged for submission to the laboratory. This method of collection is recommended for a victim of sexual assault, especially when an oral assault is alleged.
- Liquid blood presents a biohazard for laboratory staff and is not a recommended method for reference sample submission. If liquid blood submission is the only available option, blood samples should be drawn into lavender-top tubes. (Grey-top tubes are used by the Toxicology lab for alcohol and drug screening. In some cases, typically vehicular assaults and vehicular homicides, you may need to collect blood samples in both types of tubes for separate submission to the crime laboratory and the Toxicology laboratory.). Both the tubes and the packaging must be labeled with the name of the person from whom the blood was drawn.
- Blood may be collected at autopsy. It is recommended that liquid blood be blotted on FTA<sup>®</sup> paper\* for submission. If autopsy blood is not available or is in poor condition, other body tissues can be used for reference/known samples. The crime laboratory should be contacted for recommendations.

\*FTA<sup>®</sup> paper is recommended for long term storage of reference samples. Other types of absorbent paper are acceptable, but not recommended.

### Elimination Database Samples

The WSP Crime Laboratory maintains an elimination database which includes DNA profiles from WSP Crime Lab staff, law enforcement agency personnel, and other individuals that enter laboratory facilities, to screen for potential contamination of evidence profiles. The WSP Crime Laboratory highly recommends submission of elimination samples from detectives, crime scene technicians, and forensic staff who regularly handle items of evidence submitted for DNA analysis. Agency personnel may contact their local WSP Crime Laboratory for more information or to submit a DNA elimination sample.

## **RETURN OF ITEMS**

All DNA work product produced during sample analysis, including remaining DNA extracts from evidence (reference DNA extracts will be discarded), microscope slides, and sample cuttings or cellular material not subjected to DNA extraction, will be returned to the submitting law enforcement agency in a new, separate item. As part of the DNA work product, DNA extracts will be in a preserved format and can be stored at room temperature or lower.

The DNA Crime Laboratory Report will indicate the name of the new item in which DNA work product is returned.

Washington State Patrol Forensic Laboratory Services Bureau  
Forensic Services Guide

If you have any questions, please call your local crime laboratory. Phone numbers can be found in the introduction to this Forensic Services Guide.

## 8.0 CODIS PROGRAM

### THE COMBINED DNA INDEX SYSTEM (CODIS) PROGRAM

The Washington State Patrol Combined DNA Index System (CODIS) is composed of different categories (or indexes) of samples, including:

- Offender: contains DNA profiles of Washington convicted offenders.
- Forensic: contains DNA profiles generated from crime scene evidence.
- Missing Persons: contains DNA records of missing persons and deduced missing persons.
- Relatives of Missing Persons: contains DNA records from the biological relatives of individuals reported missing.
- Unidentified Humans: contains DNA records from recovered living persons (e.g. children who can't and others who can't or refuse to identify themselves) and recovered dead persons (including body parts and tissues) whose identities are not known.

DNA casework analysts contribute the DNA profiles for all indexes except the Offender Index. If a DNA profile is generated from an evidence sample submitted to any of the DNA casework laboratories, it will be searched against the database if appropriate. The database searched (national- or state-level) will depend on the relevant NDIS Procedures and WSP CODIS Procedures in effect at the time the profile is initially entered. If the database eligibility requirements change after a profile is initially entered, profiles may be moved from one database to the other, or removed from the database entirely. If removal occurs, the submitting agency will be notified. Samples eligible for upload to the state CODIS database are automatically searched against the appropriate indexes and may result in an investigative lead for the submitting agency. Investigative leads may be due to a profile in the Forensic Index matching another Forensic Index profile (a forensic hit) or matching a profile in the Offender Index (an offender hit).

All fifty states, the District of Columbia, the U.S. Army Criminal Investigations Laboratory, and Puerto Rico submit eligible DNA profiles to the FBI-sponsored National DNA Index System (NDIS). DNA profiles at NDIS are searched on a regular basis against the appropriate indexes resulting in hits between WA State DNA profiles and profiles submitted by other NDIS participating laboratories across the nation. In addition to the indexes listed above, NDIS maintains additional indexes such as the Arrestee Index and Detainee Index which are populated by entities that have the legal authority to collect DNA samples from these individuals.

Offender DNA samples are collected by law enforcement agencies across the state using DNA collection kits provided at no charge by the CODIS Crime Laboratory. To request the DNA collection kits or if you have any questions please contact the CODIS Crime Laboratory at (206)262-6020 or email the laboratory at [confel@wsp.wa.gov](mailto:confel@wsp.wa.gov).

Washington State law (RCW 43.43.754) allows for the collection of a DNA sample for any person convicted of a felony or any of the following non-felonies:

- Stalking
- Harassment
- Communicating with a minor for immoral purposes
- Assault 4 with sexual motivation
- Assault 4 where domestic violence was pleaded and proven
- Custodial sexual misconduct 2

- Patronizing a prostitute
- Sexual misconduct with a minor 2
- Indecent exposure
- Violation of a sexual assault protection order granted under chapter 7.90 RCW
- Anyone required to register as a sex or kidnapping offender
- Failure to register
- Collection from a deceased offender who was previously convicted of a qualifying offense.

Offender DNA samples must be collected on the supplied DNA collection kits and mailed to the CODIS Laboratory at 2203 Airport Way, South, Suite 250, Seattle, WA, 98134.

DNA samples submitted for the purposes of entry into the Offender Index are not considered evidence samples and do not take the place of a suspect reference sample. Offender DNA collection kits should not be used for the collection of DNA samples involved in criminal cases. If reference samples for a criminal case are submitted using these kits, they may be rejected by the laboratory.

DNA profiles generated for the Offender Index are processed by the forensic scientists of the CODIS Laboratory in Seattle. Profiles generated for this index are entered into CODIS and searched against other appropriate indexes. Eligible offender DNA samples are also submitted to NDIS.

## 9.0 MATERIALS ANALYSIS

### CHEMICAL ANALYSIS

The Washington State Patrol Materials Analysis Unit is responsible for the analysis of chemical compounds and mixtures, including, but not limited to, seized drugs, clandestine laboratory evidence, explosives evidence analysis, fire debris samples, general chemical unknowns, and a variety of other types of physical evidence in which chemical and instrumental examinations may be required. Because of the wide variability in the complexity and types of evidence submitted in these cases, a single approach or set of methods and procedures may not adequately address all types of chemical analysis casework. However, for most cases submitted, the procedures listed below are routinely employed by Crime Lab personnel. Non-routine cases may require the modification of listed procedures or research into the establishment of new procedures. Should this happen for a particular case, it will be described in the resulting Crime Lab report.

### SEIZED DRUGS

#### Precautions

- Do **not** submit any hypodermic needles, razor blades, or other sharps. Syringes will not be accepted. In rare circumstances, and only with documented prior approval by a Materials Analysis supervisor or designee, a syringe may be submitted. The crime laboratory will **not** accept any case under any circumstances that includes a needle alone, a syringe with the needle attached, or a syringe with the needle broken off or sheared.
  - NOTE: Shearing or breaking of contaminated needles is prohibited. [29CFR1910.1030 and WAC296-823-14010] All syringes and needles are considered contaminated.
- Many drugs are very potent, and even minute amounts present a health hazard. Do not taste or hold the suspect material close to the nose in order to smell it. Do not eat, drink, or smoke while handling the material.
- When threat-related mail is received, the first contact should be the FBI's Weapons of Mass Destruction coordinator. This individual has the responsibility for assessing the threat level and has a team of responders who can assess the nature of the threat, whether explosive, radiological or biological. The Crime Lab Division can analyze chemical and explosive materials and residues but is not equipped nor trained for radiological or biological material threats. Once the FBI has screened the evidence it may be submitted to the crime lab for chemical or explosives analysis, if appropriate, or to the Washington State Public Health Department Laboratory in Seattle for biological and radiological analysis. The FBI Office/Seattle Weapons of Mass Destruction coordinator can be reached at (206) 622-0460.
- To prevent risk from fire and/or explosion, do **not** submit any items containing batteries, such as electronic smoking devices, vape pens and scales. These items will not be accepted unless the battery has been removed prior to submission to the laboratory. If the batteries cannot be removed from a smoking or vaping device, the liquid reservoir should be removed and submitted separately. Please contact your local crime laboratory with any questions.
- Be sure to exercise good personal hygiene when handling suspected substances by washing the hands thoroughly using soap and water after handling, even if direct contact was not made. Hand

sanitizer is not effective in these situations. Use appropriate personal protective equipment (PPE).

- Small amounts of material must be handled with care to avoid contamination and loss.
- If green or wet plant material is stored in plastic or vapor tight packaging, biological degradation may prevent analysis of the sample. Dry thoroughly, if possible, and package in paper containers.

## Significance

Seized drugs analysis typically involves the qualitative examination of suspected drug evidence to determine if the material does in fact contain a controlled substance, and if so to identify that substance to the exclusion of all others.

Seized drugs are a major part of the crime laboratory caseload. They are physical evidence not only in illegal possession and sale cases, but also in such varied crimes as burglaries, traffic fatalities, and assaults. For efficiency and accuracy, it is imperative that the evidence be selected, packaged, and forwarded in a careful manner.

## Plant Material

### Cannabis (Genus Cannabis)

The most common plant material submitted for analysis is some form of cannabis.

Definitions related to cannabis are updated frequently. Refer to RCW 69.50 for current definitions and legal issues associated with cannabis

Plants of the genus cannabis can be thought of as two distinct varieties – those grown for their fiber content and those grown for their physiological properties. Plants grown for their fiber content are generally referred to as hemp while those grown for their physiological properties are referred to as cannabis in North America or herbal cannabis in Europe. Morphologically these plants are virtually indistinguishable from one another though the chemical composition of the plants allow for their distinction.

While eighty-five different cannabinoids have been identified in cannabis plants, it is primarily one compound, delta-9-tetrahydrocannabinol (THC), which has psychoactive properties. Tetrahydrocannabinolic acid (THCA) is the biosynthetic precursor to THC. THC levels in fresh plant material, regardless of variety, are quite low and the conversion of THCA to THC occurs during drying and with exposure to light and/or heat. Cannabis use by smoking or addition to baked products will also convert THCA to THC. Hemp plants contain a low concentration of THCA and therefore THC. To account for this conversion, the hemp industry has established legally acceptable levels for total THC that reflect the combination of THCA and THC (0.2 percent in Europe; 0.3 percent in Canada). Hemp industry standards require frequent testing to ensure compliance with these limits. The United Nations Office of Drugs and Crime (UNODC) and Health Canada have oversight of the testing methodologies to ensure compliance with the total THC limits in the European Union and Canada respectively. These methods call for the quantitative analysis (determination of concentration) of total THC using gas chromatography.

Gas chromatography (GC) is an analytical technique used by WSP for quantitative analysis of total THC which exposes the sample to high temperatures resulting in the conversion of THCA to THC. High pressure liquid chromatography (HPLC) is another analytical technique which can be used to quantify THC. HPLC does not utilize high temperatures thereby reducing the likelihood of THCA conversion to THC.

The legal limit for recreational possession for any person twenty-one years of age or older without a medical cannabis authorization is:

- One ounce of useable (leaf) cannabis;
- Sixteen ounces of cannabis-infused product in solid form; or
- Seventy-two ounces of cannabis-infused product in liquid form.
- Seven grams of cannabis concentrate.

The legal delivery by a person twenty-one years of age or older to one or more persons twenty-one years of age or older, during a single twenty-four hour period for noncommercial purposes is:

- One-half ounce of useable cannabis;
- Eight ounces of cannabis-infused product in solid form
- Thirty-six ounces of cannabis-infused product in liquid form; or
- Three and one-half grams of cannabis concentrates.

The table below lists the types of cannabis cases the Crime Lab will accept for analysis:

	Under the age of 21	21 and older
Leaf Cannabis	All	Exceeding maximum amount allowed*
Cannabis Concentrates (hash oil, wax, shatter)	All	Exceeding maximum amount allowed*
Cannabis Infused Products in Solid form	Offenses on or after July 24, 2015	Vaping products exceeding maximum amount allowed. No other infused products analyzed.
Cannabis residues (smoking devices)	All	NONE
All manufacturing and delivery cases, except cannabis infused products in solid form cases		

\*Requires THC quantitation. Leaf cannabis and cannabis concentrate items for those under 21 with offense dates before July 24, 2015 also require THC quantitation.

Because of technical complexity and costs, the Crime Laboratory Division will only provide THC quantitation analysis for solid-form cannabis-infused products in vaping products. The Toxicology Division provides analysis for evidence submitted in liquid form. Effective July 24, 2015, infused product cases related to minors don't require THC quantitation. We will accept cases of cannabis-infused products in solid form involving those under the age of 21 and perform a **qualitative** analysis (no determination of concentration) for offense dates on and after July 24, 2015. Please contact the Toxicology laboratory for cannabis-infused products in liquid form.

For all other suspected cannabis-infused product in solid form cases, please refer to outside laboratories

approved by the Liquor and Cannabis Board (LCB). A list of these labs is located at the LCB website: <https://lcb.wa.gov/>.

NOTE: Shipping cannabis across state lines is prohibited, and no analytical labs can accept cases from out of state because cannabis is still a Schedule 1 controlled substance according to Federal statutes.

A six week minimum lead time is required for all cannabis cases requiring THC quantitation. A minimum of 0.5 gram of material must be submitted for THC quantitation. Hemp or non-flowering plants may require additional material and it is recommended a baseball sized amount of material be submitted for testing. Exhibits containing less than this amount will be analyzed to determine if THC is present but will not be quantitatively analyzed. Please keep your local crime laboratory informed of all rush court dates to facilitate the timely analysis of cannabis cases. Cannabis cases requiring THC quantitation may be forwarded from your local laboratory to another laboratory in the Crime Laboratory Division for analysis.

The Crime Laboratory Division will not provide analysis of cannabis or cannabis products related to Civil Infractions.

Measurements of the height and diameter of the plant to establish if a plant or clone is immature will not be conducted by the Crime Laboratory. These measurements need to be taken in the field before collecting and/ or packaging of the sample.

#### Other Plant Materials

Other plant materials include psilocybin mushrooms, opium poppies, khat, peyote and “Spice” (drug substances sprayed onto plant material).

#### Solid Dosage Forms and Powders

Solid dosage forms of evidence include pills, powders, tablets, chunky material, tar-like substances and blotter paper. Drug paraphernalia includes pipes, measuring scales, balances, sifters, bowls, spoons, and a variety of other objects used, or intended to be used, with seized drugs.

#### Liquid Samples

Liquid samples include contents transferred from syringes, injectable solutions and steroids, some precursor materials, and other controlled substances.

### **Collection and Packaging**

Make sure each item is contained within appropriate packaging before sealing in the final evidence envelope or container. Do not put loose powder, tablets, or any other small or breakable objects directly into the final evidence envelope. This packaging should include the case number, item number, officer’s initials, and date. Make sure the outer envelope or package containing the item(s) is sealed and labeled properly.

Suspected **fentanyl** should be packaged to prevent exposure due to accidental breach of the packaging material (such as in 4-6 mil plastic bags, a paint can or other hard sided container). Evidence



confirmed to contain fentanyl will be returned to the submitting agency clearly labeled as containing fentanyl and may be repackaged for safety.

Liquids should be stored in vials or bottles with secure, non-leaking lids. Glass vials with Teflon sealed caps are recommended. Plastic flip-top vials are good for small quantities. Vials and bottles should be packaged to prevent breaking. As with all other types of evidence, the items should be sealed and labeled properly.

### Plant Material

- Suspected khat (which contains cathinone and/or cathine) should be frozen immediately and delivered to the laboratory in a manner that minimizes thawing. Call the laboratory if you have any questions.
- For cannabis and other plant material, completely dry the plant material at room temperature. Fans should be considered if air circulation is poor. When vegetable material is dried thoroughly, place in a paper sack, box, or paper envelope. Avoid loose mesh bags as contents (plant particles and fragments, dirt, etc.) may sift through the mesh holes. Do not place the dried plant material in a plastic container or a plastic-coated container. If not dried and packaged properly, the material may degrade and interfere with or prevent any analysis. Please do not submit wet plant material.
- If a large amount of plant material is confiscated, it is not necessary to send all of it to the crime laboratory. A representative sample of the plant material should be selected and dried, if necessary, and sent to the crime laboratory. Careful notes should be taken as to the total amount (weight) of material confiscated and the amount and locations of the sampling. Contact the crime laboratory for assistance if there is a question as to how to take a representative sample or the amount of the sample to be collected.

### Field Tests

- Drug field test kits are **presumptive** tests (i.e., a positive result indicates a possibility that the substance being tested for is present). They are **not** conclusive tests which prove the presence or absence of a particular drug. These kits are useful in establishing probable cause and enabling the investigating officer to obtain a search warrant or an arrest warrant. Some field tests have been shown to give false positive results, indicating the presence of one type of drug when in fact another type is actually present.
- If the amount of suspected material is very small, a field test may consume too much of the sample and prevent further testing by the crime laboratory. In such cases, it is best not to perform a field test, but to send the material to the crime laboratory for analysis.
- **Do not send the used drug field test kit to the crime laboratory**—the reagents are corrosive and likely to spill during shipping; the resultant colors fade and are not recognizable. The crime laboratory will carry out a full analysis and report on their findings for your evidence. Used field test kits received with evidence will be disposed of by the crime laboratory in a safe manner.

### Procedures for Drug Evidence Retrieved from Body Cavities

Drug evidence recovered from anal, vaginal, and oral cavities presents a serious health hazard to both law enforcement and crime laboratory personnel. To keep these personnel from being placed in jeopardy, the Crime Laboratory Division has instituted the following procedures for dealing with this type of evidence.

Seized drug evidence removed from a body cavity is usually packaged in some type of protective material, such as a balloon, condom, or plastic bag. Certain steps need to be taken to decontaminate the outside of this container, both to protect personnel from biohazards and to eliminate malodorous decomposing bodily substances.

The following procedures must be used for decontaminating evidence before packaging as described above:

- Place the evidence (in its protective material) in a container of fresh bleach solution (1 part household bleach and 10 parts water) and soak for at least 15 minutes. Rinse thoroughly with running water. Dry carefully with a paper towel. Place in a clean container and label the container "From Body Cavity" and "Soaked in Bleach Solution." The cleaned container may be submitted to the crime laboratory for examination of the contents. The clean container will not require a biohazard label.
- If you have reason to believe that the wrapped evidence may leak and be attacked by the bleach solution, do not use the above method. If possible, transfer the suspected controlled substance to an appropriate biohazard labeled container before shipping, or call the crime laboratory for an alternate procedure.
- Be sure to note on the laboratory request form AND on the evidence packaging that (1) the item of evidence was removed from, or suspected of being from, a body cavity, and (2) that it was adequately soaked in bleach solution, as applicable.

The clean container will be safe for handling by law enforcement personnel who must come into contact with, transport, and store the evidence. Disposable gloves and other personal protective equipment should be used while handling the contaminated container. Do not contaminate the outside of the clean container.

Seized drug cases involving evidence found to be removed from a body cavity and not properly processed before being submitted will be returned to the law enforcement agency without further examination.

If there is any difficulty or question regarding the above procedure, contact the crime laboratory before processing with the bleach solution.

## Submission

- Use the Request for Laboratory Examination form (3000-210-005).
- Make sure to list the items in order of priority (i.e., the order in which you want the items to be examined). Specifying the probable cause item is recommended.
- Write the item numbers clearly.
- Do not list substances as a particular drug. Instead, list substances as "suspected cocaine" or "suspected of containing heroin."
- The Crime Laboratory will report measurement uncertainty for weights associated with cannabis statutory limits. If measurement uncertainty is required for the weight of other substances, this must be noted on the request for laboratory examination.
- Describe any special precautions to be taken, such as suspected to contain fentanyl/fentanyl analog, biohazards or future latent print examination.
- **Disposal of Seized drugs:** The crime laboratory does not destroy or dispose of any seized drugs or any other submitted evidence, even if it is determined not to contain a controlled substance. All submitted evidence—except that which was consumed in the analysis and used field test kits received—will be returned to the submitting agency.

## CLANDESTINE LABORATORY ANALYSIS

Clandestine (clan) lab case samples may contain a variety of liquids, solids, pure reagents, reaction mixtures, extracts and waste chemicals. Samples will normally be collected at the scene in duplicate to ensure that sufficient samples are available for reanalysis if required; therefore, only one sample vial set needs to be submitted to the Crime Lab for examination.

Generally, the first step in the analytical process is the identification of relevant chemicals in a sample. In general, a successful chemical identification strategy will utilize two or more techniques which lead to the same conclusion and preclude a false positive identification. The analysis of clandestine laboratory evidence utilizes a variety of instrumentation, including but not limited to, GC, GC-MS, FTIR, Raman, CE, X-Ray Fluorescence (XRF), and Scanning Electron Microcopy/Electron Dispersive X-ray Detection (SEM/EDX). Additionally, non-instrumental tests such as flame tests, color and precipitation tests, and microcrystal tests will also aid a forensic scientist in the identification and characterization of clandestine lab evidence.

### Precautions

- List of DO NOTs

As soon as there are good reasons to believe a clandestine laboratory exists, the investigator must not enter the premises. If you have already entered, vacate the area immediately. Do not smoke. Do not turn any electrical switches on or off; leave them as they are. Do not shut off any running water. Do not pour any water on any equipment or material—some chemicals will burst into flame or explode when in contact with water. If equipment is operating or "cooking," leave it as is. Many of the chemicals involved are toxic, flammable, and even explosive. Because a suspected clandestine laboratory potentially contains many chemical and physical hazards, these sites are treated as hazardous material incidents and the safety rules governing their processing will apply. These rules are dictated by OSHA, WISHA and Washington State Department of Labor and Industries. Only those personnel who are trained and qualified to use personal safety equipment (hazardous material protective clothing, SCBAs and respirators) are permitted to work in this kind of environment.

- Call In Help  
There are several well-trained teams throughout the state that have the expertise, equipment and necessary certifications to handle and process clandestine laboratories.
- Contact the **WSP Clandestine Lab Team**

The WSP Crime Lab has a team of chemists that are available to provide on-scene advice related to the clandestine manufacture of illicit substances. The chemists are available to provide advice related to safety, what samples to collect, type of process occurring, etc. The chemists are *not* available to collect and package evidence or to conduct a hazmat response within a scene.

If advice of a chemist is all that is needed, call the Crime Scene Response Team (CSRT) coordinator at (253) 255-3064 and request the assistance of a chemist.

If a full clan lab response by a qualified team is needed, contact WSP-SWAT.

WSP-SWAT consists of specially trained investigators who have the proper safety gear and equipment to enter and investigate a clandestine drug laboratory. While waiting for SWAT to arrive:

- Secure the surrounding area.
- Do not allow anyone to enter.
- Follow any instructions that the Team may provide.
- Treat the clandestine laboratory and surroundings as a crime scene.
- Any physical evidence—such as tire or foot impressions, fingerprints, records, and vehicles—must be protected for later evaluation and collection.

## Significance

The objective in analyzing evidence from suspected clandestine laboratories is to determine if controlled substances had been, are being, or could be manufactured, the synthetic route utilized, and the production capacity. Evidence from a clandestine drug laboratory may include controlled substances, precursors, chemical reagents, solvents, by-products, and chemical waste.

The most common seized drug manufactured in clandestine laboratories in Washington is methamphetamine. However, clandestine laboratories involved in the production of other controlled substances including, but not limited to, 3,4 - methylenedioxymethamphetamine (MDMA), methcathinone, lysergic acid diethylamide (LSD), phencyclidine (PCP), phenethylamines, tryptamines, and other seized drug analogs, may be encountered.

## Collection and Packaging

The collection of evidence at a clandestine laboratory focuses on documenting the chemical reagents and chemical hardware present. Samples need to be collected from reagents, reaction mixtures, and possibly wastes and residues for later analysis. An inventory of all laboratory related materials should be submitted to the crime laboratory along with the samples. This will enable the chemist to evaluate the method of manufacture used and potential production capacities.

Representative samples of materials at a scene should be collected by a qualified team. For safety and ease of storage, collected samples should not exceed a few grams or about 20 milliliters (sugar packet = 1 gram, and ½ shot glass = 22 milliliters). The only items that should be collected in their entirety are suspected finished product or other seized drugs. Actual weights or volumes of the materials being sampled should be recorded. Estimates based on container size (such as “a one quart jar, half full”) are acceptable. Residues in filter papers may be collected by taking the entire filter paper or a representative number if there are several. All samples should be clearly labeled with item numbers.

Factory sealed reagents do not need sampling but should be photo documented and included in the inventory. All samples should be collected in duplicate and over-packed in separate metal cans with an absorbent material (such as kitty litter) for storage and preservation. One of the sample cans is submitted to the WSP Crime Laboratory and the other is stored by the submitting agency. Identification of what needs to be sampled is often difficult and best left to an experienced chemist if available.

Training in clandestine lab sampling may be provided to detectives who have taken an appropriate safety course. If you are unsure of how to handle any materials encountered in a clandestine lab, it is important to contact the crime laboratory and speak to a chemist.

### Special Note on Handling Anhydrous Ammonia

RCW 69.50.440 relates to the possession of anhydrous ammonia for the intent of manufacturing methamphetamine. It is common practice for illicit drug manufacturers to take propane tanks and fill them with anhydrous ammonia. This compound is then used in the production of methamphetamine. Common propane tanks were never intended to store anhydrous ammonia. The fittings around the nozzle of the tanks are readily corroded by this compound, causing potential leakage of ammonia gas.

Proper training and safety equipment are needed to handle and test these tanks. **TANKS IN THIS CONDITION ARE A SERIOUS POTENTIAL HEALTH HAZARD – DO NOT SUBMIT THEM TO THE CRIME LABORATORY FOR ANALYSIS.** Contact your local Crime Laboratory or WSP-SWAT for information on preliminary testing and documentation. Disposal information can be obtained from the Department of Ecology (1-800-258-5990).

## **POISONS/TOXINS, SOLVENTS, INHALANTS, AND GENERAL UNKNOWNNS**

Wide varieties of substances are of interest in criminal investigations and may be submitted to the crime laboratory system for analysis and identification. Materials that may be submitted can include unknown substances, which may be solids, single, or multi-phased liquids, organic or inorganic material, or any of a myriad of items. The request may be to identify an unknown material, identify a component in an altered material, to confirm the adulteration of one material by another or to compare two samples of evidential material which have not previously been compared.

The Crime Laboratory Division is not properly equipped to analyze many types of poison/toxin type cases. The Division lacks appropriate technology and/or methods of analysis, personnel expertise, safe facilities and sufficient training for the wide variety of potential toxins, poisons, biotoxins, neurotoxins, and other possible contaminants. Furthermore, these substances may endanger Crime Laboratory staff when accepted into the laboratory. **PLEASE CONTACT THE CRIME LAB BEFORE SUBMITTING THIS TYPE OF CASE.**

### **Precautions**

Evidence from these cases may contain unknown materials that may present flammable, contact, and/or inhalation hazards in addition to any toxic effects. Acids and bases, which are very corrosive, may be encountered as evidence. Eye and skin protection must be used when handling these types of materials.

Tear gas products are irritants, by definition, and will cause physical discomfort if inhaled or exposed to the eyes.

### **Significance**

The finding of the scientist's examination may give some possible results which include:

- Identification of an unknown material.
- Identification of the chemical components of a sample.
- Determination that there is no evidence of a suspected contaminant.
- Inconclusive results from which no conclusion can be drawn.

At times, it may be possible to develop a list of possible sources or uses of the identified components. Though identification may not be achieved, useful or investigative information will be included in the report whenever possible.

### **Collection and Packaging**

Samples must be packaged appropriately to preserve the sample and reduce exposure to personnel handling evidence. Packaging should be selected which will not degrade due to the nature of the sample (i.e., acids will react with metal containers and may form harmful chemicals).

Food items should be frozen, or at a minimum refrigerated, to reduce decomposition of the sample. Generally these items need to be submitted as soon as possible to the crime laboratory for analysis.

Many of the collection and packaging techniques listed for fire debris evidence can also be utilized for solvents, inhalants and general unknowns. It is especially important that any evidence suspected to be volatile in nature be packaged in vapor resistant packaging such as paint cans, polyester bags or nylon bags that are properly sealed. Contact your local crime laboratory if there are any questions concerning the packaging of this type of evidence.

## **Submission**

When cases are received with *specific suspected contaminants* suggested by the agency, Supervisors or Laboratory Managers will have the authority and flexibility to accept such cases if Crime Lab personnel have demonstrated experience and accepted methods for conducting such analyses. Agencies should contact their local Crime Laboratory with any questions prior to submitting such items. It may be necessary to refer the agency to another laboratory more fully capable of handling these analyses.

# FIRE DEBRIS

## Introduction

The primary role of the crime laboratory is to identify ignitable liquids or residues.

## Precautions

- Contact the crime laboratory if there are any questions concerning the procedures for collecting and packaging fire debris evidence.
- Any liquid found may be ignitable; remember to handle with care.
- The analysis for ignitable liquids must not be delayed, since they may be lost through evaporation, weathering, or bacteriological degradation.
- Evidence suspected of containing traces of ignitable liquids must be packaged in vapor tight containers.
- Each container must be properly labeled and sealed. The containers must be sealed with tape extending across the top of the container and down the sides. The tape must be initialed so that the initials are across the tape onto the container.
- Do not place gloves used for collecting and packaging evidence in the evidence container.
- If possible, evidence containers should be stored in the freezer, or refrigerator if freezing is not possible, prior to submission to the crime lab. Submission of the evidence to the crime lab should be done promptly.

## Significance

Laboratory examination of the evidence may reveal:

- The presence and nature of an ignitable liquid which may have been used to accelerate the fire.
- The manner and area where the fire was set.
- The potential connection of a suspect with the arson scene through comparison of trace evidence and latent prints, or identification of similar classes of ignitable liquids.
- The presence of another crime which the fire was planned to conceal, such as a homicide or fraud.

## Collection

Ignitable liquid residues (fire debris)

- Locations: protected areas (under furniture, floor moldings and joists, in cracks); lower surfaces, since liquids flow downhill; porous materials (carpet and padding, wood); soil, unsealed concrete, flooring and sub-flooring.
- Use of a vapor detector ("sniffer") or ignitable liquid trained K-9 may be helpful. Many ignitable liquids do not have a noticeable odor. Other solvents may be masked by the odor of burnt materials. The human nose loses its sensitivity to certain odors when exposed to large quantities of scents for an extended period of time.
- Methods: cut cross-section through and below suspect area or pour pattern, if possible. **Do not** use a gas-powered saw tool or generator near the sample area because contamination of the sample may occur. Sampling substrates which cannot be cut or removed may be accomplished with the use of unscented non-clumping kitty litter. Contact your local crime laboratory for guidance with this process.
- Comparison Sample: a sample of the same substrate materials as the samples collected from the origin of the fire, but from an adjacent area without the suspected accelerant.



- Sample collection amount: Do not fill sample container more than 2/3 full as the empty space is needed by the laboratory for vapor sampling.

#### Ignitable liquids

- Locations: cans, bottles, porous materials, surface of puddles.
- Methods: pipette, pour, or siphon into proper container; blot or skim surfaces with paper towel or gauze.
- Labeling: Label the secured container properly and label as “fragile”.

#### Molotov cocktails

- Package ignitable liquid and wick separately from the bottle, jar, or glass fragments. If there is no visible liquid, the wick remains are more likely to contain residue than the glass.
- If fingerprint examination is desired, the glass should be stored so it can dry out rapidly. Fingerprints are dissolved by ignitable liquids. Preservation of this evidence for fingerprints may prevent ignitable liquid analysis.
- If there is insufficient liquid, seal the glass in a vapor-tight container. Separate the larger pieces, which are most likely to contain latent prints, for drying and fingerprint processing. If there is not enough glass to process for both prints and for liquid analysis, a decision must be made as to which of the analyses will be most beneficial to the case.
- Label containers as fragile or as containing fragile material.

#### Burned, charred paper (for document examination)

- Before proceeding, call the Forensic Questioned Documents Section at the Spokane Lab at (509) 625-5401 for instructions.
- Handle as little as possible. Leave charred paper where found if in a box, drawer, or wastebasket.
- If repackaging of charred paper is necessary, place them loosely in a rigid container lined with cotton. Use gloves so as not to leave your own fingerprints.
- Hand-carry. **Do not mail.**
- If an analysis for volatiles is desired, seal papers in a vapor-tight container. If other examinations are desired, call the crime laboratory immediately for instructions.
- Label all containers as fragile.

#### Soil samples

- Freeze all soil samples after collection. Refrigerate if unable to freeze. Bacteria in the soil can destroy petroleum-based products; low temperatures will retard bacterial action.

#### Clothing and cloth

- Gloves, shoes, and pants are the most likely to have ignitable liquid stains and spills. If possible, retain all of the suspect's outer clothing.
- Package in the same manner as ignitable liquid evidence. **Do not fill the entire can with the garment;** cut the garment into pieces, if necessary. Leave at least 1/3 of the can empty for vapor sampling by the laboratory.
- Clothing removed from a body needs to be frozen after packaging in a vapor-tight container.
- Shoes are often too long to fit easily into a gallon-size can without significantly bending and/or distorting the sole. It is not known whether or not this will alter the individualizing characteristics of the shoe outsole. To avoid this possibility, seal shoes in a polyester or nylon fire debris bag.

### Solid accelerants

- Package in plastic or paper bags, metal cans, or if sharp or jagged edges are present, package in a rigid container that will not be punctured or torn. If the solid accelerants are found with petroleum products, call the crime laboratory for handling and packaging instructions.

### Controls/Comparisons

- A sample of material from the fire scene which is identical to the evidence submitted but does **not** contain any ignitable liquid is necessary. This sample, called a **comparison sample**, is collected from an area adjacent to the area where the evidence is collected and must be uncontaminated by the suspect ignitable liquid.
- **Control samples** are samples of known composition that are analyzed alongside test samples in order to evaluate influences from the sample matrix or packaging/collection material. Examples include an unused piece of gauze consistent with gauze used to mop up a suspected ignitable liquid or an unused paint can consistent with the cans used for evidence storage.
- **Locations:** From a protected area in the same room as the fire origin, from the room next to the fire origin, or from outside of a clearly defined pour pattern.
- **Precautions:** A comparison sample is easily contaminated by walking through a pour pattern and then through the control area; by water run-off; by condensation of a volatile substance which evaporated from another area of the scene; by using contaminated gloves, tool, or utensils to collect the comparison sample. It is difficult, if not impossible, for the investigator to always collect an uncontaminated comparison sample. To help avoid contamination, collect the comparison sample first, then the suspect sample.

### Packaging

It is important that the correct container is used to package the evidence. It is best to keep a variety of containers in several sizes on hand. Ignitable liquid residue evidence should not be stored in plastic containers or containers with plastic lids. Nylon and some polyester bags are an exception when properly sealed and have been shown to be free of contamination. Products designed for packaging volatile evidence may be purchased from many evidence packaging supply companies. For additional information on packaging materials for volatile evidence, contact your local Crime Laboratory.

Screw-top glass vials with Teflon-lined caps should be used to hold liquids of larger quantities (more than a milliliter) and should be packaged in a can so they remain upright. Kitty litter or other absorbent medium may be used to hold vials upright and absorb leaks.

Clean, paint-type, unused, metal cans are preferable for storing liquid residues. Paint cans should be filled between 1/3 and 2/3 full. Never fill the can completely as this requires the sample to be repackaged before vapor sampling by the laboratory.

- **Advantages:** Cans are easily obtained, inexpensive, unbreakable, available in various sizes, and almost always maintain an airtight seal. Lined cans may delay or reduce the development of rust on the can.
- **Disadvantages:** Cans may rust through, rather rapidly on occasion, and must be checked frequently. They are bulky and do not nest. Once sealed, the evidence cannot be readily inspected.

- Use a hammer or rubber mallet to tap around the circumference of the lid for a proper seal. Keep debris out of the sealing groove. Inspect the seal to make sure the lid is completely seated.
- Several local manufacturers sell these cans.
- An empty control can may be submitted as an evidence item to demonstrate the cans are free from contaminants.

Polyester bags and nylon bags designed specifically for fire debris evidence (and other kinds of volatile evidence) are acceptable. Polyester bags must be heat-sealed. Nylon bags can either be heat-sealed or rolled three times and taped. When rolling and taping nylon bags, the tape must extend the length of the roll and wrap around to the other side of the package on both sides.

- **Advantages:** Bags are relatively inexpensive, easy to store, available in a variety of sizes, and are particularly useful for large bulky items. Evidence is readily visible.
- **Disadvantages:** Bags can be punctured by sharp objects from the interior and/or exterior during handling. Polyester bags require a heat-sealer (and source of electricity), and can be awkward at a scene.
- Polyester and nylon bags require special care to seal properly. The seal should be inspected closely to make sure it is complete and vapor tight.
- Properly sealed cans may be placed inside these bags if can rusting is a concern. Alternately, properly sealed polyester or nylon bags can be placed in metal cans to protect the bags.
- When a batch of polyester or nylon bags is ordered, it is a good idea to send the crime laboratory an empty control bag for examination to make sure the bags as manufactured are free from anything that might interfere with detection of ignitable liquid residues in samples.

Jars/vials with Teflon-lined lids are recommended only for liquid samples. Glass jars are not recommended as they are breakable, difficult to store, and may not provide a good seal.

Plastic resealable (ziplock) bags and garbage bags are not vapor tight and may contain contaminants. These types of bags are not appropriate for packaging volatile evidence.

## EXPLOSIVES

The Crime Laboratories in Seattle, Tacoma, Spokane, and Marysville can conduct analyses of explosives evidence including post-blast debris, explosive material (see next paragraph), components of explosive devices, and deactivated explosive devices. Each of these types of evidence can provide information about how a device was made (or could have been made) and can also provide links to individuals of interest to an investigation. The manner in which this evidence is collected, packaged, and submitted to the laboratory is one of the most important factors that will determine how much information the laboratory can provide about the evidence.

## Precautions

Laboratory personnel will not accept unexploded (intact) explosive devices, or large quantities (greater than 1 teaspoon) of explosives. If evidence is suspected of containing an intact explosive device, the submitting agency **must** contact the crime lab for instructions on submitting the evidence (See also under Collection and Packaging of Explosives Evidence below).

## Significance

Unexploded devices, and the individual components of a device, will often provide the best evidence to link an individual to a bombing attempt. Fingerprints will often be intact, tape and glue will not have burned away, wiring and fusing will be undisturbed. In such cases, chemical analysis along with trace examination and fingerprinting or DNA analysis can provide a more complete picture of the device, and there is a much greater chance of connecting the device to an individual. Device reconstruction is beyond the scope of the services provided by the Crime Laboratory.

- **Bulk Explosives:** Bulk explosives may be single chemical compounds or they may be mixtures of substances that together are explosive. Explosives can be commercial or military products, or they may be homemade mixtures. Crime laboratory analysis of bulk explosives can identify the components of an explosive, and in some cases, provide information about the possible source of the explosive. In some cases, distinguishing characteristics of an explosive sample can be linked to explosives or individual chemicals in a suspect's possession.
- **Post-Blast Debris:** Debris from an explosion may be burned, buried in rubble, and/or scattered over a wide area. Pieces of an explosive device may be thrown very far from the site of an explosion. An extensive search of the surroundings and painstaking sifting through rubble may be required to obtain important evidence. This evidence may include fragments of the explosive device itself (e.g., pipe fragments, blasting caps, electrical components) or chemical residues deposited on objects near the explosion. Crime laboratory analysis can often determine what explosive material was used in the device, and in some instances, may help develop additional investigative information.
- **Components of Explosive Devices and Deactivated Devices:** Components of explosive devices may include tape, glue, containers, pipes, fuses, wires, blasting caps, clothespins, clocks, remote controls, etc.

## Collection

**Do not submit active devices to the laboratory.** Active devices, including blasting caps, should be dismantled, deactivated, or discharged in some way before submission to the laboratory. Call your local bomb squad or the Washington State Patrol Bomb Unit to deactivate the device. Make note of what method was used to deactivate the device (e.g., water cannon, blown up with dynamite, etc.), and provide this information documented on the RFLE when submitting the evidence.

## Packaging

Items with sharp or jagged edges should not be packaged in paper envelopes. Use sturdier containers such as clean metal paint cans.

Many explosives, particularly "high" explosives, contain components that are volatile and will evaporate over time. If it is suspected that high explosives (e.g. dynamite, nitroglycerin, C4, etc.) may be present, evidence should be packaged in a vapor-tight container. Clean metal paint cans or vapor-tight plastic bags (such as polyester or nylon bags) are suitable to preserve volatile evidence.

Submit only small amounts of bulk explosives. Be sure to include representative samples of the bulk material, especially if there are indications of mixtures. Typically a teaspoon of material is sufficient for laboratory analysis of bulk explosives.

Flash powder can be very sensitive and may ignite with a spark. If possible, package flash powder in anti-static plastic bags, made for use with static-sensitive computer components; or use paper packages, making sure to completely seal all openings and seams – flash powder is a very fine powder and will seep out of very small openings. Do not package bulk flash powder in metal containers or plastic bags not designed to be static-resistant. Submit only small amounts of flash powder. Typically a teaspoon of material is sufficient for laboratory analysis.

Whenever possible, submit control samples in a separate package along with the evidence. For example, if soil from a blast site is submitted, also collect a sample of similar soil from an area away from the seat of the blast. If a portion of rubber molding with blast residues is submitted, also submit a clean area of the molding. Package controls in the same manner as samples with residues – the manner in which a piece of material is packaged can affect the analysis (e.g., bacterial action in soil over time – See the trace materials packaging procedures.).

Porous materials or objects with cracks and ridges tend to collect a large amount of useful residues. Materials from near the blast site such as foam, rubber, pipe threads, cardboard, or any rough-surfaced items will often be useful items to collect.

If fingerprint analysis is desired, submit the items to the Materials Analysis section of the crime laboratory first. Indicate clearly that a fingerprint examination is needed. The crime laboratory can usually forward evidence to the latent prints section after the explosives analysis is finished.

Give the laboratory as much information as possible about the circumstances of the case. If evidence is from a blast scene, send pictures, diagrams, witness statements, officer's reports, etc. If a suspect has been interviewed or a premise searched, send information about what the suspect may have been involved with, including internet recipes, jars of chemicals recovered, statements from the suspect about what kind of device he was making, etc. The more information the laboratory has about the circumstances of a case or the source of a particular item of evidence, the better able the crime laboratory will be to help investigate an incident.

The person who collects explosives evidence must be free of contamination that might interfere with the investigation. If the individual collecting evidence has been involved with explosives recently, they should wear clean clothing including footwear. Hands should be washed and gloves should be worn. If very small amounts of explosives residues are involved, alcohol swabs and water swabs (with controls)

should be taken of the evidence collector's hands and shoes, before any evidence is collected. Submit these swabs along with the evidence.

For larger scale incidents, assistance may be required from an agency with more resources at its disposal than any local agency or the state crime laboratories. For scenes beyond the capabilities of local responders or the laboratory, it may be necessary to contact your local BATF or FBI office. The BATF and FBI can provide scene response, investigative assistance, and laboratory services in cooperation with local agencies and the state crime laboratories. When in doubt, call the state crime laboratory, and a BATF or FBI field office.

## **Submission**

In order to assure the safety of WSP CLD personnel and to be in compliance with applicable Federal Regulations, all potential unexploded explosives evidence must be delivered in person to one of the four CLD laboratories that perform explosives analysis. The Spokane, Marysville, Seattle, and Tacoma laboratories are the labs currently performing explosives examinations.

If any questions arise about evidence collection, packaging, submission, or about what services the laboratory can provide, call the state crime lab for assistance and advice.

## IMPRESSION EVIDENCE

In the process of entering and leaving a crime scene, shoeprints, footprints, and tire tracks and impressions can be left behind. Crime scenes should carefully and thoroughly be searched for such evidence and precautions taken to preserve it for documentation and collection. Sometimes overlooked as evidence, fabric impressions may be found in high impact “hit and run” incidents. Impressions of weapons or other objects may sometimes be found in assault or homicide crime scenes.

Impressions examinations typically include a questioned evidence impression being compared with a known item (shoe, tire, fabric, etc.) for comparison as a possible source. Sometimes there is only a questioned impression and the source must be determined. In these cases, impressions are also useful for investigative leads. Shoeprint Image Capture and Retrieval Database (SICAR ) is a footwear database which contains manufacturer information including outsole patterns to aid in identifying potential make and/or model of footwear impressions recovered from scenes of a crime. Even partial outsole impressions with only a few design elements, shapes, or logo portions can offer enough information to provide a possible shoe make and model. Because recognition of the design is the key, rather than comparison of fine detail, even images of an impression that were taken at an angle are valuable and should be submitted. Tire impression tread designs may also be searched for potential manufacturer make and model in tire tread design guides, although the search is not computer-assisted as with SICAR.

Latent fingerprints and palm prints are examined by the Latent Prints Laboratory and discussed in the [Latent Prints Section](#) of this document.

Tool mark impressions are examined in the Firearms section and are discussed in the [Tool Mark](#) section of this document.

Forensic odontology is not performed in the Washington State Patrol Crime Laboratory System.

### Precautions

Care should be taken to preserve any trace evidence such as hairs, fibers, or paint in the impression.

### Significance

Examination of impression evidence may reveal:

- The type of footwear or object that created the impression.
- Possible number of footwear and/or objects present
- If an impression was created by a specific shoe, tire, or other object.
- The approximate size of the object creating the impression.
- Manufacturing information about the shoes, tires, or other objects creating the impression.
- Order of deposition and possible movements/direction of travel.

### Collection

For all impression evidence, care should be taken to preserve trace evidence before any attempt is made to collect the impression.

## Photography

**ALL** impressions should be photographed first before using any other collection method. Keep in mind the following points:

- **Scale/Ruler** - Take photos with and without a scale/ruler. The scale must be in the same plane as the impression so that both are in focus simultaneously. It might be necessary to dig a trench next to the impression to be able to place the scale in the same plane as the impression.
- **Camera Quality** - Use a digital camera with high pixel resolution. Take both RAW and JPG format if possible. If not possible, take in RAW only. Phone cameras typically are too poor of a quality for use in comparisons. If using a film camera, be sure to use low speed film. High quality images (in RAW format) are required for comparisons. Lower quality images may be used for SICAR searches (RAW or JPG).
- **Camera Position** - Position the camera as close as possible to the impression (fill the frame with the impression). Use a tripod to hold the camera steady. Place the camera directly over (i.e. aimed directly at, straight onto, perpendicular to) the impression, not at an angle to the side so that the entire impression is clearly in focus and no size or focus distortions result.
- **Lighting** - Use oblique lighting which highlights the impression detail. Take several photographs moving the light source between frames to various positions around the sides of the impression. For dust impressions, the light should be low and grazing the surface. For three dimensional impressions, or deep impressions, use a detachable flash held at a 45° angle approximately three feet away from the impression. Take at least three photographs of the impression repositioning the flash around the sides of the impression.
  1. For deeper three-dimensional impressions, take three additional photographs with the detachable flash at approximately a 65° angle in three positions around the sides of the impression.
  2. For shallow three dimensional impressions, take three additional photographs with the detachable flash at approximately a 25° angle in three positions around the sides of the impression.
- **Enhancement** - Some impressions may be latent in part or whole and need to be chemically enhanced before correct documentation and collection is possible. If a latent impression is suspected, protect the impression area and contact the crime laboratory for instructions. Disturbing the area around the partial impression by placing scales or markers may alter detail that could be revealed upon enhancement.
- **Tire Impressions** - For long continuous tire impressions, place a steel tape measure along the length of the impression.
  1. Take overlapping photographs along the impression for at least eight feet (approximately the full circumference of most tires). Overlap the photographs by approximately 2 inches.
  2. With the long tape measure still in place, move a second small scale and tape measure along the length of the impression while photographing to ensure accuracy in sizing. The small scale should be on the same plane as the impression.
- **Shoe Impressions** - When an entire footwear impression is present, photograph the full footwear impression. Then photograph sections of the impression, toe area and heel area, to achieve maximum resolution.



### Intact Object

Take photographs before removing the object. Whenever possible, the entire object which has the impression and/or has created the impression should be submitted to the laboratory. Positive identification of the source of the evidence is more likely when the original impression can be examined. The evidence has to be packaged in a manner which protects the impression from contact with any other surface (including the packaging, if the impression is fragile). Securing a small, open cardboard box over an impression can often keep the packaging from disturbing an impression.

### Lifting

Take photographs before lifting the impressions.

- Dry-Deposit Impressions - In general, dry-deposit impressions (e.g. dust impressions) may be lifted with fingerprint tape, a trace evidence lifter, a gel lifter, or an electrostatic dust lifter. Do not dust a dry-deposit impression with fingerprint powder as the impression will be lost.
- Wet-Deposit Impressions – In general, wet-deposit impressions that stick to a substrate (e.g. dried mud impressions, tracks on a floor from a wet athletic shoe), may be lifted with a gel lifter or may be lightly dusted with fingerprint powder prior to being lifted with a gel lifter.
- Gel Lifts – Do not press gel lifters too firmly, or the impression will be distorted. Consider a black gel lifter if the impression is made with light colored particles, or a white gel lifter if the impression is made with dark colored particles.
- Importance of Lifts – Although impression evidence examinations can be done using only photographs (correctly taken), lifts or casts should also be taken. The important individualizing characteristics required to identify the source of an impression may not be visualized in a photograph. Contact the crime laboratory for assistance if you have questions.

### Casting

Take photographs before casting the impression. Impressions in soil should be cast with dental stone (plaster should be avoided as it gives less detail and forms a softer cast). Impressions in snow and under water require special handling, and the crime laboratory should be contacted for instructions when these types of impressions are encountered. Although impression evidence examinations can be done using only photographs (correctly taken), lifts or casts should also be taken. The important individualizing characteristics required to identify the source of an impression may not be visualized in a photograph. Also, for impressions in soil and snow, there is three-dimensional information that is lost in photographs. DO NOT clean the cast prior to submission. Package it with any dirt/debris still adhering.

### Tire Exemplars

- Test impressions (exemplars), made with the object suspected to be the source of an impression, are generally made in the laboratory. Tire exemplars are the exception and may be prepared by the investigator due to the necessity of making the impressions while the tires are still on the vehicle. The Crime Scene Response Team is also available to assist in preparing these exemplars.
- Tire exemplars can be made by preparing pieces of white poster board the length of one full rotation of the tire's circumference. A clean board is evenly rolled with black ink and the tire is rolled across this inked board. The tire is then rolled across a clean length of second poster board (also the length of the tire's circumference). The starting and ending position and the direction of the tire roll must be marked with chalk or crayon on the tire and the poster board. The tire information (position on vehicle, inside and/or outside edge, manufacturer, design name, size, and DOT serial number) should be written on the poster board. Be careful to

prevent the rear tires from running over the front tire impressions. The vehicle may need to be turned slightly to prevent such an overlap. The tires may be submitted with the test impressions.

### Sources of Impressions

- Just about any surface may have an impression, including soil, cement, flooring, wallboard, glass, bedding, etc.
- Clothing impressions on car finishes, bumpers, undercarriages, etc.
- Shoe impressions on the brake pedal in cars that come to a sudden stop.
- Tire impressions, including the manufacturer information on the sidewall, may sometimes be on the clothing in vehicle/pedestrian incidents.
- Shoe impressions in stomping cases may be on a victim's face and/or clothing.

### Sources of Knowns

- Weapons or other relevant items
- Clothing – collect as an intact object
- Shoes – collect as an intact object
- Tires – collect tire exemplar prints
- SICAR or other searches for manufacturer information may produce a lead which points to a source for a known

### Packaging

- Impressions and dust print lifts of impressions should be secured in boxes in a manner which prevents anything from coming into contact with the impression or lift. Plastic should never be used to package impressions or dust print lifts of impressions since the plastic can actually develop an electrostatic charge which can then remove portions of the impression or lift.
- Casts should be thoroughly air dried prior to packaging. Do NOT clean the casts. The cast should be cushioned and packaged in a cardboard box which allows the cast to continue drying. Never use plastic.
- All items should be clearly marked as to location, orientation to the scene, date, and agency information.

Images of the impressions are placed on a CD, DVD, or USB flash drive. Package the electronic medium in a letter size envelope and seal as an evidence item. Emailed imaged cannot be used as evidence in comparison to a known.

### Submission

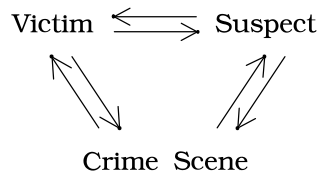
For comparison requests, the impressions and the possible sources must be submitted as separate items of evidence – not in the same sealed package. The accompanying RFLE should state which items should be compared in the Special Instructions section.

For SICAR requests, the impressions may be submitted electronically. Only images with impression information should be submitted. The file size for an image, or the total of multiple images, must not exceed 25 MBs. Submit a completed RFLE and the images as attachments to: [shoesearch@wsp.wa.gov](mailto:shoesearch@wsp.wa.gov). Any questions about this database can be sent to [Jeff.Jagmin@wsp.wa.gov](mailto:Jeff.Jagmin@wsp.wa.gov).

## MATERIALS (TRACE EVIDENCE)

Small, often microscopic, quantities of material have always been of interest to crime scene investigators. These particles can be the key to a successful investigation. An individual or object leaves behind and/or picks up traces of materials from another person or an environment, however brief and slight the contact. This concept is referred to as Locard's Principle of Exchange. The materials are often referred to as trace evidence. These materials may be fragments of either manufactured products or naturally occurring substances. The sample of unknown origin is referred to as the "Questioned" sample. The sample of known origin (the possible source) is referred to as the "Known" sample. Known samples and control or reference samples are used for comparison with questioned samples.

The diagram illustrates the principle of the exchange of trace evidence between suspect, victim, and the crime scene. Notice that the arrows go in both directions. Other versions of this diagram could include multiple suspects, multiple victims, multiple crime scenes, and the addition of weapons.



Evidence that results from this exchange can suggest a link between the suspect, the victim, and/or the crime scene. The connection is established by the comparison of trace evidence from a questioned source with samples from a known source (reference/control). For example, in the case of a person being attacked in their home by an intruder, the intruder may leave hairs and fibers on the victim and on the victim's furniture or carpet. Likewise the intruder may take away hairs or fibers from the victim's residence on clothing or shoes. Lastly, since the intruder had to get into and out of the scene, there is a possibility of the intruder leaving shoeprints either in the house or outside of the house at a point of entry. If the point of entry was a window, there could be glass fragments on the suspect's shoes. If the point of entry was a painted door pried open with a crowbar, then paint from the door may be transferred to the pry bar. The timely collection of evidence is critical. The collected evidence should include the questioned and known (comparison or control) samples from the victim, suspect, and the crime scene.

Trace evidence may be generally categorized by the type of material to be examined:

- Building Materials
- Fibers, Fabric, and Cordage
- Food, Gastric Contents, and Vomit
- Glass
- Hair
- Miscellaneous Materials
- Paint and Protective Coatings
- Tape and Adhesives
- Vehicle lamps
- Wood and other Botanicals

Each of these types of materials is described below. Each description of a material includes the types of examinations that may be conducted as well as specific precautions and recommendations for collection and packaging. Not all examinations can be performed on all types of materials. In general, examination of trace materials include: 1) Classification/Identification of the Material, 2) Comparative Associations, 3) Physical Match, 4) Damage Analysis, and 5) Generation of Investigative Leads. These general types of analyses are described as follows:

### **1) Classification/Identification of a Material**

Classification and/or identification of a material can assist in determining potential sources when a known sample is unavailable. For example, glass can be classified as from either containers (e.g. bottles and jars) or from windows (e.g. vehicles windows, residential windows, business doors, etc.). Classification of fibers as potentially from carpet, rope, or clothing may be important when examining fibers recovered from underneath a vehicle.

### **2) Comparative Associations**

The significance of a comparison of materials from a questioned sample and a known source is dependent on the type of material being compared and what is known about it. Questioned samples should be collected and packaged before known samples. Fibers, glass, paint, and tape have been studied extensively for decades. Such comparisons cannot conclusively establish that the questioned sample originated from the known source to the exclusion of all sources of similar manufacturing. The type of material, the number of characteristics evaluated, and the case scenario can indicate how much weight such a comparison can contribute in corroborating a version of events.

### **3) Physical Match**

Physical match examinations consist of the examination and comparison of broken, fragmented, cut, or torn items to determine if two or more pieces have a common origin. Materials submitted for a physical match examination can include broken glass (from burglaries, vehicle accidents, shootings, etc.), automobile parts from accidents, broken wood or metal (bats, sticks, architectural structures, etc.), paint chips, tape, wires, plastic bags, household items, and any other type of material/object that may be physical evidence in a criminal investigation. Do NOT attempt to fit pieces together. Prematurely “fitting” pieces together can alter and/or destroy fine tips, shards, detail, etc. on the side edges of the pieces. These features are an important part of the examination and can add significant weight to conclusions when they are present. Documentation of such features is needed before the final “fitting together” is attempted and documented.

### **4) Damage Analysis**

How a material is damaged may provide information about how the crime occurred, and/or corroborate a version of events. For example, damage analysis of clothing may be able to determine if a hole was cut or torn. Examination of glass may tell whether a window was broken from the inside or outside. Damage analysis of window screen could tell whether a particular weapon could have been used to penetrate the screen.

## 5) Generation of an Investigative Lead

Analysis of materials may be able to generate an investigative lead. For example, an automotive paint chip that includes layers from the original manufacturer's paint system can be searched against a database to generate a possible list of make/model/year vehicles as potential sources of that paint chip. Examinations of clothing can generate a list of particles present – including particles that may be related to work place settings and/or hobbies that can help narrow a list of suspects.

## GENERAL TRACE COLLECTION AND PACKAGING GUIDELINES

The investigator must use caution to avoid damage to or contamination of evidence at the crime scene. After the incident, the suspect and the victim must not come in contact or brought be back to the crime scene while it is still being processed. Items from different individuals (suspect(s) and victim(s)) should ALWAYS be collected and processed in separate areas by different evidence technicians whenever possible, or at separate times with an intervening thorough cleaning of the area. Always photograph an item before altering it or collecting anything from it.

Control/reference samples must be collected as soon as possible to avoid loss and change. Collect and submit comparison or control samples from each source or potential source of questioned materials with each carefully labeled as to specific location collected. If control samples from both the victim and suspect are not available, contact the crime laboratory to determine what evidence should be submitted. Both control and questioned samples usually must be submitted before any comparisons can be made.

Each item or container must be properly secured, sealed and labeled. The label must describe the contents, the item number, the donor or source if known (do not identify the item as from the "victim" or "suspect"- please provide a name), location where found, date, time, and name of person collecting the evidence. The investigator should make notes as to the condition of the evidence and any other observations of value. All containers must be sealed to ensure that no leakage or contamination occurs. Package so that if a container opens or tears during shipping, the material is not lost and does not leak out and contaminate other evidence or pose a safety hazard.

### Intact Objects

Whenever possible, the entire object with suspected trace evidence should be submitted. If suspected trace evidence (fibers, building materials, etc.) is imbedded in an object (such as an automotive dashboard, a painted car part or bullet), do not attempt to remove the trace evidence. If possible, submit the entire object or cut out the portion with the imbedded trace. Any adhering trace evidence may then be recovered later in a controlled laboratory environment.

### Clothing and Bedding

Recover the clothing to be examined, taking care to avoid contamination and loss of trace evidence. Do not attempt to collect the trace material. Collect the clothing from different individuals [suspect(s) and victim(s)] in different locations and by different evidence technicians whenever possible. Collect the outermost layer separate from the inner layers. Collect shoes separate from the rest of the clothing. Air dry clothing items at room temperature in a protected area and place a clean paper underneath the item to catch any evidence that falls during drying. Also place a clean piece of paper over the item to protect against contamination while drying. Do not use fans to dry the items. Dry suspect's clothing in a separate location from the victim's clothing. Place the dry clothing, along with the paper used in the drying process, in a paper bag. Be sure the victim's clothing is packaged separately from the suspect's

clothing and that the bag is large enough such that contents fill no more than 2/3 of the bag. Label and seal the bag.

### Tape Lifts

Clear “book” tape and laser printer transparency sheets (found in any office supply store) may be used to collect trace materials from larger surface areas such as clothing and vehicle upholstery. The tape roll must be stored in a closed clean container, such as a ziplock bag, to prevent extraneous fibers and debris from contaminating the edges of the tape. Remove a strip of clear tape from the roll and fold over each end to form “handles” for manipulating the tape during collection. Apply the adhesive side of the tape to the fabric. Lift the tape by the “handles” and re-apply several times. Stop when the tape begins to lose its tackiness, but still has enough clean adhesive to adhere to the clear transparency sheet. Make sure not to overload the taping. Apply the tape strip to the transparency sheet adhesive side down. Do not fold the tape lift onto itself (they are difficult to work with). Do not place the tape onto cardboard or paper (it greatly complicates the examination process). Label the transparency sheet with the location that you tape lifted. Place tape lifts from different locations on separate transparency sheets.

If the precise location or distribution of questioned fibers on an item is needed, an item may be “mapped” by taking a “one-to-one” tape lift. In this method each tape strip is applied to the surface one time only. The tape strips are then placed on the transparency sheet in the same arrangement as they were applied to the evidence surface. It is sometimes easier to keep track of the placement if all of the tape strips are applied and then all of the tape strips are sequentially removed and placed on the transparency sheet(s).

The tape lift contains questioned fibers. The remaining fabric, from which the tape lift was taken, is a possible known fiber source and should also be collected.

### Sticky Notes

If clean “book” tape is not available and a clean pad of sticky note papers is available, smaller areas with fewer trace materials may be collected using the adhesive surface of the sticky note. Smaller areas with fewer questioned trace materials, such as fibers or hairs, may be “tape lifted” using the adhesive area of sticky notes (Post-it™ notes). Apply the clean adhesive side of a sticky note to the surface to collect the loose trace materials, or pick the trace materials off the item using clean tweezers or forceps and place them on the sticky note adhesive. Marking the note paper with an arrow to the questioned trace is an option for more easily locating the trace in laboratory examinations. Fold the note paper over to protect the adhesive surface from collecting any additional debris. Label the note paper with the location that was tape lifted and be aware that this contains questioned trace materials. Accumulation of additional debris particles on exposed areas of adhesive may cause confusion or contamination of the sample you intend to have examined. Also, avoid using sticky notes to collect very tiny particulates as evidence since it is difficult to recover small particulates without the adhesive adhering and contaminating the sample.

If trace materials are collected from a vehicle, label the paper wrapper, small tin, or other container with the location on the vehicle, make, model, year, VIN, and license plate number. Place small packaging into a second larger container for ease of handling and loss prevention. Label this container properly as well. . Place smaller packages into a second container, also labeled properly.

### Forceps

Use clean forceps to remove individual items of trace evidence, such as fibers, hair or glass, and clean the forceps between different samples.

### Scalpel Scraping

Use for sticky materials

### Swabbing

Use as a last resort for collection of trace particles. Often the cotton swab interferes with recovery of the particles in the lab. If used, also prepare a scalpel scraping.

### Friable Materials

Sample friable materials that are subject to easily crumbling by simply tearing, breaking, pulling, or picking (e.g. wall insulation).

## **BUILDING MATERIALS**

Building materials encompasses a very large variety of particles. Primary and secondary transfer of building materials between individuals, tools, and weapons may occur during practically any crime. The examination of trace materials on discharged bullets may help define bullet's path including impact with intervening materials. Fibrous insulation, gypsum wallboard dust, cement, caulking, wood dust, etc. may transfer to a suspect's clothing and hair during a burglary. Tools found in a suspect's possession may have building materials smeared on or adhering to them which may offer important clues in an investigation. Motor vehicles involved in a collision may be an excellent repository of building materials from contact with an immovable object such as a concrete barrier or wooden utility pole.

### **Precautions**

Asbestos has been used in a variety of older building materials and has been identified as a hazardous material. Please contact the laboratory for guidance prior to sampling. Care should be taken to use proper personal protective equipment and minimize handling of the item. Materials suspected to contain asbestos should be packaged in non-porous airtight containers such as properly sealed paint cans.

Footwear impressions are often present in drywall dust and at construction sites. Be sure to read the Impressions section for proper preservation.

### **Significance**

The examination and comparison of building materials may reveal:

#### Classification/Identification of the Material

- Origin of the material (e.g. roofing vs. insulation)
- Possible age of material or period of installation (e.g. asbestos products)

#### Comparative Associations

- A possibility of common origin if the questioned building material and control samples show similarities in physical and chemical characteristics.

#### Physical Match

- Two broken pieces were at one time a single object.

### Damage Analysis

- Building materials such as wood or concrete may show evidence of damage sustained during forceful contact (e.g. hammer head design impressed into lumber along with a transfer of wood to hammer).

### Generation of Investigative Leads

- Assist in bullet path reconstruction by an examination of material on bullets.
- Determination of hardened concrete usage and source of aggregate (e.g. concrete is manufactured with different ingredients depending upon end usage).

### Sources of Building Materials

- Construction sites
- Any dwelling (e.g. single family home, apartment, commercial business, garage, etc.)
- Highway pavement, sidewalks, highway markers, utility poles
- Dry Wall
- Submit control samples from each source of broken building material. If it is important to know whether the building material was broken from the inside or the outside, the submitted control fragments must be carefully marked as to the collection location and/or facing position. Consult the crime laboratory for details.

### Packaging

- Materials found in different areas must be packaged separately.
- If the material is moist or wet upon collection, air dry completely and then package. Do not place moist building materials in plastic or glass containers.
- Small Pieces - Small pieces of material should be placed in a paper fold, sealed, labeled, and packaged in a small rigid container (e.g., a pill box, metal vial). The container must also be sealed and properly labeled.
- Large Pieces - Large pieces of material should be packaged in rigid containers. Use packing material such as cardboard or part of a corrugated carton to avoid breakage and to protect the edges. Hand delivery is the preferred way to submit large pieces, as it avoids the task of extensive packaging and reduces the risk of breakage.
- Footwear and tire impressions are often preserved in fine powdery building materials such as wallboard dust. Package so overlying packaging material is not rubbing or smearing the impression.
- Tools with building materials must be protected to avoid loss or contamination. The area containing the material should be protected with soft tissue paper securely taped over the area of interest, and the tool packaged securely into an appropriate container (e.g., box).



## FIBERS, FABRIC, AND CORDAGE

The transfer of fibers and fragments of cloth can be the result of such actions as violence to a person with a weapon or with a vehicle, clothing being snagged and/or torn, or the contact of clothing with another article of clothing. Comparison of questioned and control fibers and threads cannot conclusively establish that they are of common origin. However, the forensic scientist can determine the color, type, and sometimes the product use of the fibers. Types of fibers may be categorized by origin: animal, plant, man-made, mineral, or a mixture. Various product uses are garments, carpets, bedding, clothing, upholstery, etc.

Clothing damage assessment related to firearm's discharge is conducted in the Firearms/Tool Marks Unit of the laboratory.

Impressions of fabrics or other textiles are covered under the Impressions subsection.

### Precautions

Fibers are not readily visible and may be transferred inadvertently by touching one object that has loose fibers and then touching a second object, leaving those fibers behind. Fibers can also become airborne, settling on surfaces that will subsequently contact other items.

Loose fibers on the surface of an item are generally questioned fibers. The fibers that comprise an item are considered known fibers. These two should be collected separately. Collect the questioned fibers BEFORE the known fibers. Remember to look for all possible sources for the questioned fibers. That source may have fibers on it that could establish a two-way transfer.

Damaged regions of textiles are fragile and may contain microscopic particles transferred during the damage process. The condition of the damaged threads should be disturbed as little as possible to allow an accurate assessment of the damage and to preserve any transferred particles.

- Do not try to align damaged clothing or other textiles to each other.
- Do not touch damaged regions of textiles.
- Do not place objects (such as rods) into the damaged region.

Fiber evidence is easily and rapidly lost and should be collected as soon as possible with handling of the items kept to a minimum. Do not touch or insert objects (ie. trajectory rods, pens, or fingers) into damaged areas of a fabric.

If the item being collected is a rope or binding and it must be cut to remove it, choose an area away from any knots, if possible. Wrap this area of the rope with tape. Cut through the tape and mark the tape with the initials of who cut it and the date.

Do NOT use a vacuum to collect fibers. Even vacuum assemblies designed for collection of trace materials often lose fibers due to the particle size limit on the filter. They also pick up more dirt and extraneous materials and cause static issues with the fibers that are collected.

## Significance

The examination of fibers, fabric, and cordage may reveal:

### Classification/Identification of the Material

- Typical end use or origin of the fiber or fabric (e.g. carpeting, clothing, ropes)
- Fabric construction (e.g. knit, woven, felted)
- Cordage type (e.g. twisted, single braid, double braid, kernmantle, etc.)
- Fiber types (e.g. cotton, ramie, linen, wool, nylon, polypropylene, polyester, etc.)

### Comparative Associations

- Contact between two or more persons.
- Contact with objects such as blankets, upholstery, carpets, and drapes.
- Contact between a vehicle and victim. The fibers may be embedded on the exterior of the vehicle.
- Contact between the suspect and the crime scene.
- Contact of suspect's clothing and broken glass entry of residence.
- Presence of a person or object in a particular place.
  - victim clothing fibers in a suspect vehicle trunk or passenger cabin.
  - suspect residence fibers on a blanket used to wrap or conceal a victim.
  - suspect clothing fibers on a broken window pane.

### Physical Match

- Two pieces of fabric, carpeting, or other textile were at one time a single object.

### Damage Analysis

- Nature of damage to fabric (e.g. tearing, ripping, cutting, puncture, type of knife, etc.).
- Could a particular weapon be the source of the damage (inclusion/exclusion only).
- Could the damage be produced in the manner described by the suspect or victim?

### Generation of Investigative Leads

- Who was driving at the time of the collision? Fibers may assist in locating the positions of persons riding in a vehicle, if the fibers are embedded or are firmly adhering to a surface. The fibers may be fused into plastic parts in the interior of the car or an airbag.

### Sources of Fibers

- Trunks of vehicles
- Knife blades/gun barrels/weapons
- Shoe outsoles (carpet transfers)
- Blankets
- Ropes/Bindings
- Upholstery (vehicle or residential)
- Exterior surfaces and undersides of vehicles in "hit-and-run" incidents
- Suspect hair (Ski mask transfers)
- Victim hair (transported in vehicle truck or wrapped in blanket that was subsequently removed)

## **Packaging**

### Carpeting

Be sure the carpet samples are dry. Air dry following the same guidelines as clothing is needed.

### Fabric Impressions

Photograph, collect, and package the Fabric Impression according to the Impression subsection of this manual.

### Other Objects

Be sure the object is dry. Air dry following the same guidelines as clothing if needed. Loosely fold paper around the dry object using either the paper that it was dried with or new paper. Place the paper wrapped object in either a paper bag or a box. Use a box if the object is heavy and/or has sharp edges (e.g. knives, tools, broken glass shards, etc.). Use either extra wadded paper or zip ties to secure the object from moving around excessively in the box or paper bag. Label the box or paper bag and seal.

### Rope/Bindings

Place the dry rope, wrapped in the paper used in the drying process, in a paper bag. Label and seal the bag.

### Upholstery (Fabric)

Collect the questioned samples using tape lifts. Collect known samples AFTER the questioned sample. The known sample consists of cut piece(s). These pieces should be dry and placed in either a paper bag or a paper envelope and sealed. Be sure to label the outer packaging with the information about where the sample was collected. If the sample was from a vehicle, include either the license plate or VIN and from which seat the upholstery was taken (i.e. Driver, Front Passenger, Back Driver, Back Passenger, etc.).

## **GLASS**

Forensic glass examinations usually involve the comparison of a questioned glass sample with a known sample from a broken glass source. The analysis can reveal if two samples of glass have a possible common origin. If only questioned glass fragments are recovered, the end use, or type of glass, may be determined (e. g. tempered glass, bottle glass, laminated glass, etc.) and provide information to locate the source. The way the glass is broken and the position of the glass fragments may reveal the direction of a projectile and potentially the order in which several projectiles penetrated a glass pane or window.

Homicides, burglaries, hit-and-run cases, and assault cases may provide useful glass evidence. With larger pieces of glass, it may be possible to physically fit the questioned glass to larger pieces of the control sample of glass. These examinations require the complete collection of the control glass pieces.

### **Precautions**

Broken glass can cut hands, bags, and other evidence. Be sure to take proper precautions when handling glass evidence. Wear leather gloves underneath the disposable gloves when handling sharp glass fragments. Alternatively, use clean forceps, or a clean hand shovel with a clean piece of cardboard as a dust pan to collect glass fragments. Clean forceps, hand shovels and improvised dust pans between samples.

## Significance

The examination of glass may reveal:

### Classification/Identification of the Material

- Type of glass – tempered, laminated, bottle.

### Comparative Associations

- A possible association between a questioned sample and a known source.

### Physical Match

- Broken pieces of glass were at one time a single piece of glass.

### Damage Analysis

- The direction of force that broke the glass.
- The direction of travel of a projectile that perforated the glass.

## Sources of Questioned Samples

### Clothing

See General Trace Evidence Collection and Packaging Guidelines.

### Ground/Floor

Use hand shovel/scooping method. If soil is included in the glass sample, be sure to allow the material to air dry at room temperature in a protected area and place a clean piece of paper over the item to protect against contamination while drying. Glass on the ground is considered a questioned sample, regardless of proximity to a broken object.

### Traffic Scenes

At traffic scenes, it is important to search a wide area. Glass fragments can travel appreciable distances in many directions; pieces of glass may drop off a fleeing vehicle some distance from the scene. All glass fragments must be recovered, with each different location identified and packaged separately, especially glass from headlights, tail lights, and signal indicators.

### Shoes

Collect as an intact object separate from clothing. Glass fragments are often embedded in the soles and heels of shoes as one walks over broken glass. Do not remove the glass from the shoes. Wrap the shoes in clean paper and place them into separate, clean paper bags. Control samples collected at the scene should be submitted separately. Avoid contamination.

### Windows/Doors

For questions regarding direction of force or impact, submitting the entire pane of glass is recommended. questioned evidence

- Low Velocity Forces - If the direction of force which broke the pane of glass is to be determined, all of the glass must be retrieved. Low velocity forces include breakage by a person's hand, a baseball bat, a hammer, etc. Glass remaining in the window frame must be marked so the surfaces can be identified as "inside" or "outside," and may need to be taped to prevent loss or further breakage. The amount of glass on the ground or floor on each side of the frame should be noted and collected separately. Photographs of the window frame should be taken prior to

collection of the complete frame.

- Bullet Holes - If projectile holes, such as bullet holes, are to be examined, the entire pane of glass should be submitted intact with “inside” or “outside” indicated. Care must be taken not to disturb any possible gunshot residue on the surface of the glass. The glass may have to be taped on the exit surface to hold it together. If the exit side cannot be determined, consult with the crime laboratory.

## Sources of Known Samples

### Windows/Doors

When collecting glass as a known or comparison sample, collect pieces from different parts of the frame if possible. Many pieces are needed in order to document the variation of chemical features from that pane of glass. If multiple panes are present, collect separate samples from each broken pane. If the window/door is double paned, be sure to collect each of the broken panes separately and label which pane is “exterior” and which pane is “interior”. Collect fragments from the frame using clean forceps. A general rule of thumb is to collect at least 10 pieces of tempered glass or enough flat glass to cover a 2 inches square. More glass is always better. If not enough glass is possible, collect and submit what is present.

### Headlights

The glass still in a headlight rim frame can be considered Known evidence for comparisons. Remember vehicle filaments may also be analyzed for whether the lamp was on or off (see the subsection Vehicle Lamp Evidence).

## Packaging

- Glass found in different areas must be packaged separately.
- Use metal cans, hard plastic containers, cardboard boxes, or pasteboard boxes to prevent loss of glass particles. Glass may tear through both paper and plastic bags.
- Small pieces of glass should be placed in a paperfold, sealed, labeled, and packaged in a small rigid container (e.g., a pill box, metal vial). The container must also be sealed and properly labeled.
- Large pieces of glass should be packaged in rigid containers. Use packing material such as cardboard or part of a corrugated carton to avoid breakage and to protect the edges. Hand delivery is the preferred way to submit large pieces of glass, as it avoids the task of extensive packaging and reduces the risk of breakage.
- Package so that if a container opens or tears during shipping, the glass is not lost and does not leak out and contaminate other glass evidence or pose a safety hazard.

## Submission

Evidence for requests of direction of force need to be hand delivered to the lab. **Do not mail.**

Write in the Special Instructions section of the RFLE what type of glass examination is desired (i.e. physical match, direction of force, comparison, classification of type of glass, etc.).

## HAIR

Hair evidence may be found in all types of crimes, especially in crimes where bodily contact has been made, such as in crimes involving homicide, rape, and/or assault. Hairs may be examined for human or animal origin, if a hair may be suitable for nuclear or mitochondrial DNA analysis, if human what part of the body it may have come from, and any acquired characteristics such as burned, cut by glass, or natural color altered.

Microscopic hair comparisons are not performed in the crime laboratory.

Hairs suitable for DNA analysis are transferred to the DNA section for further analysis. Animal hair DNA analysis is not performed in the crime laboratory.

### Precautions

Hairs may be used for DNA analysis. As such, they may be easily contaminated by handler DNA. Use DNA precautions when collecting hair evidence. Be sure to change your gloves frequently.

### Significance

Microscopic examination and screening of hair can reveal:

#### Classification/Identification of the Material

- If the hairs are of human or non-human origin.
- If human, from what part of the body the hair may have originated.

#### Comparative Associations

- Hairs can be determined if suitable for nuclear and/or mitochondrial DNA analysis. Microscopic hair comparisons are not performed.

#### Damage Analysis

- If the hair has been subjected to trauma, such as high temperatures, flame, or a crushing blow.
- If the hair was broken by glass.

#### Generation of Investigative Leads

- If the hairs were forcibly removed from the body or were naturally shed.
- If the hairs have been cut.
- If the hairs have been chemically treated.
- If the hair indicates a hair-related disease.
- If the hair exhibits adhering trace evidence.

## Sources of Questioned Samples

### Clothing and Bedding

See General Trace Collection and Packaging Guidelines

### Bodies

Check the hands of assault and homicide victims. Hairs may be found clutched in the hands or under the fingernails. Hairs may also be found on the bodies. Collect with forceps or sticky notes.

### Combing

Collected as part of Sexual Assault Kits. Refer to the professional resources provided under the medical guidelines at the Harborview Abuse and Trauma Center [website](#) ([Recommended Guidelines Adult and Adolescent 2017](#)) for packaging guidelines.

### Embedded in Object

If hair is firmly attached or embedded in an object, do not remove the hair. Send the object with the adhering hair to the crime laboratory, if feasible. Otherwise, photograph the hair in place and then remove the hair carefully, keeping it intact. Contact the crime laboratory if there is any question on how to proceed.

### Loose Tufts and Hairs

Collect with forceps of a sticky note. Fold the note over immediately after collection to prevent air borne particles contaminating the sticky note. Be sure to label the sticky note with the location from where the loose hairs were collected. Place in an envelope or bag labeled appropriately.

### Upholstery (Fabric)

Use forceps to collect long hairs. Then use tape lifts to remove loose small hairs from fabric upholstery. If the upholstery is from a vehicle, be sure to label the transparency film with the tapings as to which seat it was taken from (Driver, Front Passenger, Back Driver, Back Passenger).

## **Sources of Known Samples**

### Pulled Hairs

Pulled hairs are not required for analysis because microscopic hair comparisons are not performed. However, if a large number of hairs are recovered from an object, a pulled hair sample (pubic and/or head) may assist in screening the hairs for the best ones to send to DNA analysis. Refer to the professional resources provided under the medical guidelines at the Harborview Abuse and Trauma Center [website](#) (Recommended Guidelines Adult and Adolescent Sexual) for collection and packaging guidelines.

## **Packaging**

Do not combine hairs that are collected from different locations. Place the hairs from each location in separate paper containers or plastic bags. Place these small containers into larger manila envelopes, properly seal and label, and submit to the crime laboratory.

Place the hairs in clean paper or small plastic bags (see page 18 for paperfolds). Seal with tape and write the date, time, item number, description of the evidence, and the location where it was found. Then place the sealed paper package into an envelope. Seal the envelope and identify the contents; note the date, time, and initials of the person handling the evidence.

If the hairs are placed directly into an envelope, make sure that all the flaps and corners of the envelope are sealed with tape. Even a slight gap can cause hairs to be lost.

## Submission

- Complete the Special Instructions section of the RFLE for the type of hair exam desired (suitability for DNA analysis, body origin of hair, type of hair damage, etc).

## MISCELLANEOUS MATERIALS

An abundance of materials and particles that do not neatly fall into the above categories are submitted to the Materials Analysis Unit of the crime laboratory for analysis. Miscellaneous materials have included cigarettes, glitter, plastics, caulks, rubber bands, owl pellets, bird nests, paper match books, paperclips, filler ingredients in drugs, glassy material from burnt grass, soot, dust, debris from fingernails, etc. The crime lab does not perform geo-sourcing (identifying a geographical area as a source of a soil) or comparisons of the mineralogical components of soil. The lab can analyze and compare botanical materials, manufactured materials (e.g. plastic fragments), and some specific types of natural materials sold as lawn and garden products (e.g. perlite, vermiculate, diatomaceous earth, volcanic ash, pumice, etc.). Each crime scene offers the investigating officer an opportunity to critically observe the surrounding area and determine which materials may have evidentiary significance. Please call the Materials Analysis Unit if you have any questions regarding what to collect.

### Precautions and Packaging

See General Trace Collection and Packaging Guidelines

### Significance

The examination of miscellaneous materials may reveal:

#### Classification/Identification of the Material

- What kind of plastic an object is made from.

#### Comparative Associations

- If a questioned material could have come from a specific source.

#### Physical Match

- If fragments were part of a single object at one time.

#### Damage Analysis

- If an object was damaged by a specific instrument. For example, if a window screen could have been cut with a specific knife.

#### Generation of Investigative Leads

- Possible manufacturing information.

## Submission

Complete the Special Instructions section of the RFLE for the kind of information you are looking for by this examination (manufacturing information, a comparison of two items of evidence, an assessment of the damage, etc.).



## PAINT AND OTHER PROTECTIVE COATINGS

Chips and fragments of protective coatings, such as paint, varnish, lacquer, enamels, and plastics may be found at the scenes of hit-and-run cases and burglaries involving forced entries. A transfer of paint can occur when two vehicles collide. Chips of paint at the accident scene or on the victim's clothing may produce information regarding the year, make, and model of the vehicle which fled the scene. Traces of paint on burglary tools may connect these tools to the burglary scene.

### Precautions

Be cautious when using a scalpel or razor blade to collect paint samples as they can break and/or cut.

### Significance

The examination and comparison of paint or other protective coating chips and fragments may reveal:

#### Classification/Identification of the Material

- The type of paint or coating and its applications. This information may lead to a possible source.

#### Comparative Associations

- A possibility of common origin if the questioned chips and control samples show similarities in physical and chemical characteristics. Multilayered chips which also show similarities and correspondence in the number of layers, order of colors, and thickness of the layers can increase the probability of a common origin to a very high degree.

#### Physical Match

- That the paint chip from the scene came from a particular object or vehicle by a physical match (i.e., the questioned paint chip edges fit like a piece of a jigsaw puzzle with edges of the damaged area).

#### Generation of Investigative Leads

- Chips left by a vehicle at a hit-and-run scene may produce information regarding the make, model, and year of manufacture.

### Collection

In all cases, the control samples must be taken from an undamaged area immediately adjacent to the area of damage or of interest. The collected chips must contain all of the layers down to the underlying surface. If a physical match is possible, all paint from the damaged area must be collected or the item submitted.

When investigating a hit-and-run collision, control samples should be taken from each vehicle. The samples should be taken from the undamaged area on the same panel immediately adjacent to the damage. Similar control samples must be taken from the suspect vehicle when it is apprehended. Different body panels or parts may have different paint or layer structure. Samples from each damaged

panel must be taken (i.e., fender and door).

At burglary scenes, control samples should be taken from an area immediately adjacent to the tool mark. Do not touch the tool mark itself; it may be altered and rendered useless for later tool mark comparison examinations. The paint on a door or window jamb may not be the same as on the door or window itself. If it appears that paint may have transferred from both surfaces, control samples must be taken from each surface.

## Sources of Paint and Protective Coating Materials

Both questioned and known samples for:

- Vehicle hoods, doors, side panels, bumpers
- Tools
- Other objects and coated surfaces
- Clothing items from victim and suspect

## Packaging

- Paper-folds and plastic or paper envelopes can be used to collect the paint samples. Paper is preferred over plastic because of the static electricity buildup problems of plastic.
- Each of the recovered items must be packaged separately, properly labeled, and sealed.
- If a vehicle is involved, labeling should include the make, model, year, VIN, and license plate number. Also indicate from what part of the vehicle the sample was taken (i.e. damaged area from front quarter panel, undamaged region near damaged area of front bumper, etc.).
- Indicate from where a sample was taken (i.e. ground near victim, exterior side of front door, damaged region of East wall of living room, etc.).
- Envelopes must be sealed on the corners with tape to ensure that no leakage occurs. Put the paint chips into a folded paper packet and label, and then place the packet into a second envelope, also labeled properly.
- Tools - Tools with paint smears must be protected to avoid loss or contamination of the questioned paint. The area containing the paint smear should be protected with soft tissue paper, and the tool packaged securely into an appropriate container (e.g., box).
- If paint chips are to be submitted for a possible physical match, they must be packaged so that the chips do not break. The chips must be protected with tissue paper or cotton and placed in a small, rigid container.

## Submission

If submitting paint for comparisons, be sure to identify on the RFLE which items are the questioned samples and which samples are the known. Indicate in the Special Instructions section what comparisons should be performed.

If submitting paint for an investigative lead, please indicate on the RFLE that a make/model search is desired and from which items.

## TAPE

Tape consists of at least a flexible backing and an adhesive. A variety of tapes is commercially available, such as duct, vinyl electrical, packaging, and masking tape. Overall construction and chemical components will vary between product types and within a single tape type.

Tapes may be found at a variety of crime scenes, such as wrapped around improvised explosive devices (IEDs), used to bind victims, or on threatening letters or envelopes. Based on the types of cases in which they are involved, tape pieces and tape rolls are generally easy to find. The examination of tape can provide investigative leads, corroborate statements or events, and associate scenes or a person to a scene. Tape may also provide a variety of evidence types, including latent prints, DNA, hairs/fibers, explosive residue, and miscellaneous trace evidence. Please consult the laboratory to determine the highest priority before examination.

### Precautions

A chemical in many report covers and other flexible plastic sheets can interfere with the analysis of tape adhesives. Therefore, ONLY use laser printer transparency film or fire-debris plastic bags when packaging strips of questioned tape.

### Significance

The examination and comparison of tapes and adhesives may reveal:

#### Classification/Identification of the Material

- Type of adhesive (electrical tape, duct tape, rubber cement, etc.)
- Scrim (fiber) count may indicate household versus commercial use duct tape.

#### Comparative Associations

- A possibility of common origin between a questioned sample and roll of tape.

#### Physical Match

- The tape itself can be examined for a physical match with known tapes.

### Collection

- When possible, submit tape still adhering to the substrate to minimize loss of trace evidence, latent fingerprints, or contact impressions.
- If unable to submit substrate, do not distort or tear the tape during removal.
- If the tape is cut during removal, mark cut ends accordingly.

### Sources of Questioned Samples

- Pieces
- Bindings
- Wrappings

### Sources of Known Samples

- Rolls of tape

## **Packaging**

### Pieces

Individual pieces should be placed on clear transparency film (look for transparency film for laser printers at any office supply store). An alternative is fire debris plastic bags. Do not place pieces of tape on plastic document protectors because they contain chemicals that interfere with analysis of the adhesives.

Do NOT place pieces of tape on paper because the paper is hard to remove from the adhesive.

Do NOT wad or fold the tape onto itself.

### Rolls

Tape rolls can be placed in a cardboard box, envelope or paper bag.

### Wrappings or Bindings

Place in a plastic fire debris bag. Do NOT wad if at all possible.

## **VEHICLE LAMP EVIDENCE**

Vehicle lamps are submitted when the question of whether a vehicle's lamps were on (incandescent) or off at the time of an impact may be critical to the investigation of a case. Examinations are conducted by obtaining lamp(s) from the area of impact on the vehicle and examining the filaments and other portions of the lamp affected by the filaments. Exams of other lamps at a distance from impacts can only yield information as to whether the lamp is functional based on continuity of the filaments. These types of exams should be limited to lamps from motor vehicles (i.e. cars, trucks, motorcycles), since the empirical data upon which these lamp exams are based come from motor vehicles. If lamps from other types of vehicles are examined, caution must be used in interpreting motor vehicle data.

## **Precautions**

- Never turn on a vehicle's headlamps after an accident. If the glass envelope of a bulb has fractured, the filament can burn out when energized and show indications of being incandescent at impact.
- The evidentiary value of vehicle lamps can be lost if the lamps are not collected, packaged, and transported using the correct procedures. Lamp filaments are often fragile after an impact. Lamps should always be hand carried to the crime laboratory rather than mailed or shipped.

## **Significance**

Vehicle lamp conclusions range from "on" (incandescent) at the time of impact to "off" at the time of the impact. The condition of vehicle lamps after an impact can often be explained by more than one set of circumstances. For this reason, vehicle lamp cases are often inconclusive.

## **Collection and Preservation**

- Photograph the lamps in place prior to removal. Record the dash lamp switch position and if the vehicle is equipped with daylight running lamps.
- Prior to removing a lamp, mark the 12 o'clock or "up" position.
- If possible, measure continuity of the filaments using a circuit tester prior to collecting the lamps. Do not test continuity by turning on the lamps.
- Avoid breaking any filaments during handling or transporting lamps. If a filament is accidentally broken, make note of the fact and submit the information with the lamp.
- Whenever possible, submit all of the lamps from the vehicle in question.
- If a lamp is intact and easily removed from its socket, it can be removed as normal for replacing the lamp.
- Broken lamps should be removed with the lamp base and packaged to protect the filaments. One method of accomplishing this is to push the lamp base through a hole in the bottom of a drink cup, cut the bottom from a second cup to put over the lamp as a spacer, and use a third cup as a cover. Tape the cups together.
- Check the lamp housings and surrounding areas for loose filament fragments. Use tweezers or "Post-it" notes to collect any fragments of loose filaments present. These can then be packaged in plastic bags or envelopes.
- Do not place packaging materials around the filaments of broken lamps.
- Provide a diagram of the accident, speeds and directions involved, vehicle information, and photographs of the damage. Include any additional relevant information, such as number of impacts, any prior impacts the lamps may have been subjected to, time of day, and weather conditions.
- When the lamp is removed from the vehicle, label with the exact location, usage, and vehicle information (year, make, model, license number, and VIN).

## **Packaging**

- Verify that the lamp is labeled with the exact location, usage, and vehicle information (year, make, model, license number, and VIN).
- Ensure that the lamps are protected from shock and that all packaging materials are well sealed.

## **Submission**

- Hand carry to deliver all vehicle lamps. Failure to hand carry vehicle lamps can result in a loss of information. There are circumstances when the damage to a lamp can be used to determine if it was incandescent at the time of an impact only if it can be demonstrated that the damage did not occur subsequent to the impact.

## 10.0 FIREARMS EVIDENCE

### INTRODUCTION

Firearms evidence must be properly collected and handled in order to expedite and maximize the examination results.

### PRECAUTIONS

- **Always handle all evidence with gloves.**
- Do not pick up the firearm by placing a pencil or some other object in the barrel so that trace evidence will not be dislodged or removed. Pick up by checkered portion of the grip.
- Handle the firearm carefully with the muzzle always pointing in a safe direction (or as safe as possible), even if the safety is on or the firearm is not cocked. The safety may be faulty or the trigger pull may be very light ("hair trigger"). Place the firearm into a box (preferred), paper bag, or envelope for transport back to the workstation.
- Knives/Firearms/Sharp items: should be placed in a new cardboard box and secured with plastic zip-ties.
- If the firearm is loaded, it must be unloaded before shipping to the crime laboratory. If, for some reason, the firearm cannot be unloaded, the submitting agency must call the crime laboratory and determine when and how to hand deliver the firearm to the laboratory.
- If the firearm is to be processed for latent fingerprints or DNA, caution should be exercised in order to prevent the destruction of prints or the contamination of potential DNA on the firearm. The submitting agency should call the crime laboratory for instructions prior to packaging and submitting evidence to the laboratory if there are questions regarding latent fingerprints or DNA.
- If a firearm or other metal object is recovered from fresh or salt water, it should be placed in a container of the water it was found in immediately (do not leave exposed to the air for any length of time). Immersion in that water will keep additional corrosive effects to a minimum.
- Do not clean the firearm before submitting.
- Do not fire the firearm before submitting.

**Proper labeling of evidence** includes the contents, source, date, time, item number (alpha-numeric as necessary), agency name and case number, and the name or initials of the collector.

- Secure weapons in new cardboard boxes with zip-ties or other method to prevent movement.
- Document and label the package appropriately (see [section 4](#) of this manual).

### SIGNIFICANCE

The laboratory examination may reveal information about the firearm, ammunition, target object, and circumstances of the firearm incident. The examination may determine:

- Caliber of the fired ammunition.
- Type of firearm (by examining the recovered bullets and expended cartridge cases).
- Whether the recovered bullets and expended cartridges cases were fired from the recovered/submitted firearm.
- Any malfunctioning of a submitted firearm.

- Entrance and exit bullet holes in clothing.
- Approximate relative distance from muzzle to target.
- Any obliterated serial numbers.
- Reconstruction of events.

## METHODS USED

- Detailed examination of firearms including test firing and collection of fired bullets and cartridge cases.
- Microscopic comparisons between test fired bullets and cartridge cases, to each other, and then with submitted fired bullet and cartridge case evidence for specific firearm association.
- Microscopic examination of fired bullets for caliber determination, number of firearms used and the generation of a list of possible responsible firearms.
- Microscopic examination of fired cartridge cases to determine the number of firearms used.
- Polishing, acid etching and other methods applied to items with obliterated identifying markings or serial numbers.
- Visual and microscopic examination and chemical processing of items for the presence of gunshot residues, normally lead and gunpowder. These examinations will normally result in the determination of whether the muzzle of a firearm was in contact/near contact with a target, or at an intermediate or distant range from the target at the time of discharge.
- Review and examination of reports, images or other information to assist in the analysis of trajectories or in the reconstruction of events.

## CONCLUSIONS

Microscopic conclusions will normally be reported as:

- The identification of a specific firearm to fired bullet or cartridge case evidence.
- The elimination of a specific firearm as having fired a bullet or cartridge case evidence.
- The identification or elimination of a specific firearm to fired bullet or cartridge case evidence cannot be made (inconclusive).
- The submitted evidence is unsuitable for microscopic comparison.

## DEFINITIONS

- **Identification:** The opinion of a qualified examiner that there is sufficient agreement of features and microscopic detail (class and individual characteristics) to conclude that two (or more) tool marks originated from the same source.
- **Elimination:** The opinion of a qualified examiner that there is sufficient disagreement of features and microscopic detail (class and/or individual characteristics) to conclude that two (or more) tool marks originated from different sources.
- **Inconclusive:** The opinion of a qualified examiner that there is not sufficient agreement or disagreement of features and microscopic detail (class and/or individual characteristics) to conclude that two (or more) tool marks originated from the same source or from different sources.

**Unsuitable:** The opinion of a qualified examiner that there is not sufficient microscopic detail or features for comparison.

## OPERABILITY AND TEST FIRES

The Crime Laboratory Firearms Section has developed a video for agencies to do their own test fires/operability testing. This video demonstrates how to test firearms, which will then allow the firearms scientists to focus on the critical forensic analysis in the laboratory. There are certain circumstances that might require submission of an operability case. Those circumstances include but are not limited to full auto conversions, damaged firearms, and other non-functional firearms. Trigger pull weights are not reported. The laboratory will also continue the operability testing on cases that require microscopic comparison. Turning this service back to our customer/user agencies allows us to focus on cases requiring our work in the laboratory. The laboratories have a range and can assist an agency with the test firing of firearms. Non-standard caliber ammunition can be provided at agency request. The video can be found on the FLSB website of the WSP [Firearms Operability Video](#).

## OTHER EXAMINATIONS

- Elemental analyses of gunshot residue for the presence of lead, barium and antimony are not conducted (ie. GSR on hands).
  - Experience has shown that neither positive nor a negative finding of gunshot residue can determine if an individual fired a gun. A positive finding means only an association with, or exposure to, a fired gun, fired ammunition component, or other contaminated surface either purposeful or accidental. On the other hand, since gunshot residue is not always deposited and is so easily lost through normal activity, no significant conclusion can be drawn from a negative finding.
- The attempted association of a specific fired bullet to a specific discharged cartridge case is not normally conducted.
- Elemental analysis of lead bullets or bullet cores for identification to a lot or box of ammunition is not conducted.

## COLLECTION AND PRESERVATION

- All items should be inventoried. Record the source, date, time, agency case number, item number, and description of the item. Descriptions of firearms should include the serial number (do not confuse with part numbers), make, model, caliber, and the condition when found (i.e., loaded or unloaded, cocked or uncocked, safety on or off, etc.).
- The area of recovery should be measured, sketched, and photographed, showing the positions of the item.
- Unload the firearm, if possible.
- Handle carefully in order to preserve trace evidence. Do not remove the trace evidence unless the entire object cannot be submitted. Before removing, describe the location of the trace evidence and photograph or sketch the evidence in place.

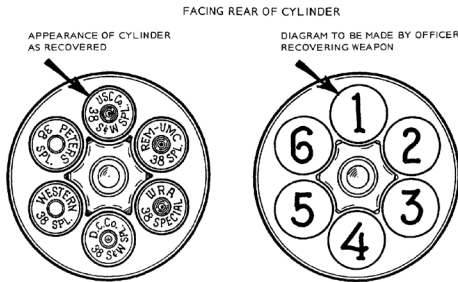
## UNLOADING A REVOLVER

- Place a line on the cylinder on each side of the top strap with a pencil or felt pen prior to opening or moving the cylinder. This will inform the examiner which chamber was at the top.
- While pointing the barrel downward, open the cylinder; before moving the cylinder or removing the cartridges, make a diagram of the cylinder. Number the chambers, starting at the top and going



clockwise; note any cartridge in each chamber, whether the cartridge has been fired, and the headstamp information, indicating the manufacturer. See example:

## HEADSTAMP



Chamber #	Condition	Information
1	Fired	S&W
2	Fired	REM
3	Fired	WRA
4	LoadedS&W	
5	LoadedWES	
6	LoadedPET	

- Each cartridge or cartridge case that is removed should be placed in an individual container. The number of the chamber from which it was removed must be noted on the container.
- The firearm, cartridges and cartridge cases must be marked prior to packaging and shipping. A tag is an acceptable method of marking the firearm.
- Unfired cartridges should be marked with an indelible felt tip pen along the case.
- Fired cartridge cases should be handled in a similar fashion as cartridge cases collected at a scene. Note: a mark made with a permanent marker may be removed during examination.
- **Never** mark the base of a fired or unfired cartridge.

## UNLOADING A SEMI-AUTOMATIC PISTOL

- Remove the magazine. Handle the magazine with care if it is to be processed for latent prints or DNA. Do not remove any cartridges. Mark the magazine. Package the magazine in a paper envelope, small box, etc. Seal and label the container. Submit with the firearm.
- Remove the live cartridges, if any, from the chamber. Mark the cartridge, indicating that it was removed from the chamber, place in a container, and seal and label the container. Submit with the firearm.
- Note the serial number of the firearm for proper identification.

## UNLOADING BLACK POWDER FIREARMS

### Percussion cap revolvers

- Remove the percussion caps from the cylinder and then remove the cylinder from the frame.
- Do not attempt to remove the projectile and charge from the individual chambers.

### Percussion cap rifles

- Remove the percussion cap. Do not attempt to remove the projectile and charge from the firearm.

### Flint Lock pistols and rifles

- Remove the flint and any powder in the flash pan. Do not attempt to remove the projectile and charge from the firearm.

Call the Crime Laboratory for shipping instructions. If there is a problem with unloading Black Powder Firearms, they can be hand delivered to a laboratory with a Firearms section. Please call ahead.

## **RECOVERED BULLETS, PROJECTILES, AND FRAGMENTS**

- Each bullet or fragment recovered from the crime scene should be carefully packaged in an appropriate container, such as a small box (e.g., a pill box) or envelope (preferred). Seal and label the container.
- If a bullet is buried in a wall or other object, cut around the bullet. Remove the material containing the bullet. Do not probe the hole or try to dig out the bullet—it may damage the bullet. Place in a container, and seal and label the container.
- Do not touch recovered bullets with bare fingers. Possible traces of blood or other evidence on the bullet could be contaminated or removed by handling. Use a clean, unused pair of disposable gloves or pick up with clean tissue.
- Shot pellets should be collected and submitted in the same manner as bullets.
- Search for shot shell wads and shot cups whenever a shotgun is involved.
- Shot patterns should be measured, sketched, and photographed. If possible, the surface containing the shot pattern should be recovered.
- Bullets and fragments recovered at an autopsy should be carefully rinsed, dried, and placed in a small container or envelope. Seal and label the container. Do not seal bullets that are damp or wet in plastic containers as this may cause corrosion and damage the markings on the bullets.

## **FIRED CARTRIDGE CASES AT SCENE**

- Consider whether the items will be submitted for processing for fingerprints and/or DNA. Wear gloves to collect the evidence and prevent potential contamination.
- Each cartridge case should be placed in a small container or envelope. Make sure the packing is appropriately labeled. Do not mark the cartridge case on the base or on the side.

## **GUNSHOT RESIDUE FOR DISTANCE DETERMINATION**

If fired at close range, a firearm will discharge partially burned and unburned gunpowder particles onto the target surface. The appearance (i.e., the pattern and density of the particles) may assist in establishing the distance between the firearm and the target surface.

In addition to gunpowder particles, soot, vaporous lead, and small lead particles are also produced during the discharge of a firearm and these substances can be found on a target surface around a suspected bullet hole. These various products of the discharge of a firearm can be identified using chemical testing and the results of the various chemical tests can also be used to determine whether a firearm was in contact/near contact with a target, at an intermediate range from a target, or a distant range from a target at the time of discharge.

Drop-off distance is the approximate distance where the firearm and ammunition combination in the examination no longer deposits observable/detectable residues on the specific target material. Drop-off distance is normally indicative of the difference between intermediate range and distant range. If an approximate drop-off distance is reported, this wording will be added to the report:

“Testing to determine the approximate drop-off distance was conducted in a laboratory setting. A variety of scenario-based variables may have affected the evidence which could change the drop-off distance greater than any measurement uncertainty in performed laboratory tests.”

**CAUTION:**

Chemical testing of clothing may have a detrimental effect on retesting and subsequent testing may not produce results similar to the original.

- If clothing is submitted, each article must be air-dried and packaged separately. Package the clothing in paper bags or wrap in brown paper. Do not package in plastic bags. Seal and label the containers, noting the contents.
- If the pattern is on skin, 1:1 color photographs of the wound and entire pattern should be submitted, before and after the wound area is cleaned. A scale or ruler must be included in the photographs. Close-up photos of the entry and exit wounds should be submitted as well as close-up photos of typical gunpowder particles in the pattern. Some of the particles should be picked off and folded in a piece of clean paper. The paper should be sealed, labeled, and placed in an envelope. Seal and label the envelope.
- The laboratory should be informed of the locations of the entry and exit wounds found on the body. Copies of autopsy or medical reports may be helpful in the course of the analysis and should be submitted to the laboratory.
- The suspect firearm and the same type of ammunition should be submitted. The gunpowder pattern on the proximity test target material may be compared to the patterns visible on or chemically developed on the submitted clothing.
- In the case of black powder firearms, the unknown factors of powder type and amount will be limiting factors in trying to establish distances between the firearm and target.

## **FIREARMS PARTS**

- It is important to collect any and all firearm parts found at the crime scene.
- It may be possible to reassemble the firearm for testing; a firearm type and manufacture may be identified.
- All of the collected parts may not be from the same firearm.
- The parts may be packaged in a box (preferred), a paper bag, an envelope, etc. Parts packaged in a box may be strapped down to prevent shifting during transport. The packaging should be marked with the appropriate identifying marks, such as agency case number, item number, and description of the item.

## **SERIAL NUMBER RESTORATION**

- The serial number on a metal surface of a firearm (as well as office equipment, bicycles, machinery, or other high value item) may be obliterated to conceal ownership. Chemical processing can often restore the number. Do not wipe or abrade the surface.

## **SHIPPING FIREARMS AND RELATED EVIDENCE**

- Package the firearm in a suitable box. Firearms packaged in a box should be strapped down with zip ties to prevent shifting during transport. Mark the sealed box with the appropriate identifying marks, such as agency case number, evidence item number, and description of the item.

- When packaging semiautomatic pistols, place a zip-tie through the magazine well and out of the ejection port to render the firearm safe. Please do not put the zip-tie inside the barrel of the pistol as this may disturb trace evidence within the bore of the barrel.
- All firearms must be unloaded before being shipped or hand-carried to the laboratory. If the firearm is difficult to unload, contact the crime laboratory for assistance. Secure the weapon in a new cardboard box with plastic ties to prevent movement.
- Carriers have different rules regarding the shipping of firearms and ammunition. Please contact the carrier with specific questions regarding the shipping of this type of evidence.

## 11.0 TOOL MARK EVIDENCE

### INTRODUCTION

A tool mark is a mark made by one object on the surface of another, softer object. Although these marks are generally made at the entry point of a burglary, various kinds of tool marks can be found elsewhere, such as fractured knife blades, cut marks on wire, abrasions left on a vehicle, cut marks on a padlock, and machine marks on a metallic surface.

### TYPES OF TOOL MARKS

- Some tool marks only show the basic shape of the tool. This type of tool mark lacks specific detail that can single out a particular tool; only the general shape and size of the tool can be determined—wood impressions are often of this type. Since wood will fracture or partially "spring" back, often only the general form and size of the tool can be determined.
- The tool mark that is of more value is the type that consists of striations (a series of narrow, fine grooves, some of which are microscopic) and indentations which show the individual characteristics of the tool. These marks can often lead to the identification of a particular tool.

### METHODS USED

The submission of a tool with a questioned/unknown tool mark will normally result in the making of test tool marks in an appropriate medium using the submitted tool. These test tool marks will be microscopically compared to each other and then compared with the questioned/unknown tool mark. Casting of the test tool marks may be required depending on the type of questioned/ unknown tool mark submitted. Also, trace evidence on the tool or toolmark will be assessed and evaluated for potential examination by another section.

### CONCLUSIONS

Microscopic comparisons will normally be reported as:

- The identification of the submitted tool to the questioned tool mark.
- The elimination of the submitted tool from the questioned tool mark.
- The identification or elimination of the submitted tool to the questioned tool mark cannot be determined (inconclusive).
- The submitted tool mark is unsuitable for microscopic comparison.

### OTHER EXAMINATIONS

Fracture matches and some impression/pattern evidence (i.e., footwear and tire tracks) are assigned to the Materials Analysis Unit.

## PRECAUTIONS

- Do not attempt to fit a suspected tool into the questioned mark. The tool mark may be damaged, the tool may be altered, and trace evidence may be lost or contaminated.
- In the case of cut wire type materials, mark the end of the wire type material cut by an agency representative during the retrieval of the evidence with paint, permanent marker, or wrap with tape, indicating this is a cut produced by a known tool. This provides information to the laboratory as to which end of the wire type material is to be compared with the suspected tool.
- Care must be taken to protect the suspected tool so that the face of the tool is not damaged, thus changing the tool mark it will produce. Protect the face of the tool with soft tissue paper.
- Handle the tool with gloves, as DNA might be recovered from a tool left at the scene.
- Protect any trace material on the face of the tool. Paint, metal particles, and other materials from a surface frequently adhere to the tool. The trace material can be compared with samples of the surface containing the tool mark.
- Samples of the surface adjacent to the tool mark must be taken. Later, when the suspect tool is recovered, trace materials on the tool can be compared to the samples taken at the scene. This information can be very valuable, particularly if the tool mark comparison is not definitive.

## PRESERVATION OF TOOL MARKS

- When possible, submit the object containing the tool mark. This may entail submitting a drawer, a metal screen door, or cutting out a portion of the object containing the tool mark.
- Close-up photos that include a scale must be made if the object containing the tool mark cannot be submitted. The film plane should be parallel to the tool mark. Oblique lighting will increase details visible in the photo.
- It is important that the tool mark be kept clean and dry. An exception is when a tool mark on a metal surface is subject to rusting. To retard rusting, coat the tool mark with a light film of oil.
- Casting of the tool mark may be done as a last resort. A cast will never completely replicate the details of the original tool mark. Suitable silicone rubber casting materials, such as Mikrosil or AccuTrans, can replicate a significant amount of the details in a tool mark. A formulation with a lesser degree of replication will cause a loss of the finer details in the tool mark and reduce the chances for a definite conclusion.
- Casting should be done by an experienced person. Improper casting may produce a worthless cast and damage the tool mark. **DO NOT PRACTICE ON THE EVIDENCE.**

## TOOL FRAGMENTS

- At crime scenes, burglary tools may break during the commission of the crime. Fragments of the broken tool may be found near the scene or even in the tool mark itself.
- Since these fragments may be very small, a flashlight held obliquely to the floor surface is helpful. A magnet may also be used to locate the fragments that contain iron.
- The recovered fragment may be fitted to the suspect's broken tool and constitute what is called a physical match. The physical match may identify the tool as the one used at the crime scene.

## **12.0 INTEGRATED BALLISTIC IDENTIFICATION SYSTEM (IBIS)/NATIONAL INTEGRATED BALLISTIC INFORMATION NETWORK (NIBIN) EVIDENCE**

The Integrated Ballistics Identification System (IBIS)/National Integrated Ballistic Information Network (NIBIN) has greatly increased the ability of the Firearms Sections to identify incidents in which the same firearm was used. Often, IBIS/NIBIN can offer new leads in “dead end” cases and reduce the number of unsolved firearm cases.

IBIS/NIBIN is located in the Spokane, Tacoma and Seattle Crime Laboratories. Please submit IBIS/NIBIN entries to one of these laboratories. If there are any questions regarding submissions for IBIS/NIBIN entry, please contact the Firearms Section at one of these three labs that handle firearms evidence.

### **METHODS USED**

- Images of evidence and test fired cartridge cases will be entered into the NIBIN database for correlation with existing stored images. Automatic searches of NIBIN Region 15 (Washington, Idaho, Montana, Alaska and Northern California) occur when a cartridge case is entered into NIBIN. The cartridge case will also be searched any time a new cartridge case with appropriate characteristics is entered into NIBIN. Agencies can make a special request to have a cartridge case searched against any specific area that is outside of NIBIN Region 15, but is within the United States. The stored images of cartridge cases are maintained indefinitely.
- The submitting agency representative will be contacted regarding a potential association between submitted evidence items or test fired cartridge cases and existing database images.
- If needed for warrants, arrests, trial, etc., confirmation of potential associations between submitted evidence items or test fired cartridge cases and existing database images may be requested and the cartridge cases from the involved cases will be examined by a Firearms Examiner. The results of this examination will be communicated to the representatives of the agencies involved.

### **SUBMISSIONS FOR NIBIN ENTRY**

The following items may be submitted for IBIS/NIBIN entry:

- Recovered fired cartridge cases (evidence).
- Test fired cartridge cases – from primarily semiautomatic pistol and semiautomatic rifle firearm types.
- Please contact the Firearms Sections about any special situations or firearms questions related to IBIS/NIBIN entry.

The Crime Laboratory Division Firearms Section has developed a video for agencies to do their own firearms test fires/operability testing for NIBIN/IBIS entry. The video is entitled WSP Firearms Operability Testing Process and is located on the WSP website. ([Firearms Operability Video](#))

In an effort to increase customer service and provide quicker ways to submit items for IBIS/NIBIN, cartridge cases to be entered into IBIS/NIBIN will be handled in one of three ways:

- 1) They may be submitted as evidence and will be documented and handled as evidence. An RFLE needs to be submitted and chain of custody will be maintained.
- 2) They may be handled as walk-ins and remain in the possession of an agency representative who remains present during entry.
- 3) FOR TEST FIRES ONLY: They may be handled as non-evidence and delivered to the laboratory (e.g. by mail or in person) or created on-site by law enforcement personnel exclusively for IBIS/NIBIN entry, then placed in a location designated by the laboratory and entered into IBIS by any authorized IBIS/NIBIN operator. THESE TEST FIRES WILL BE DESTROYED.

Options 1 and 2 are recommended for evidence cartridge cases and option 3 is recommended for test fires. Since test fires under option 3 are destroyed, if an agency wants to retain test fires as evidence that the firearm is operable, it should create additional test fires for that purpose.

Please submit test fires in a test fire envelope or other appropriate packaging. The following information should be included on the test fire envelope/package for the IBIS/NIBIN entry:

- Agency name, case number, and contact
- Date seized
- Make/Model/Caliber/Serial Number/type (pistol, rifle, shotgun)
- If the firearm will be returned to a citizen or destroyed
- Any relevant scenario based information (location recovered etc.)

No evidence bullets or bullets produced during the test firing of firearms are currently being entered into the NIBIN database.



## 13.0 FORENSIC DOCUMENT EVIDENCE

The Washington State Patrol Questioned Document Section provides a wide variety of services related to documents involved in criminal investigations to our customer agencies. Those services include:

- **Handwriting and signature examinations** to identify writers and signers of documents that are related to criminal investigations.
- **Indented writing examination** to detect and decipher indented writing and determine the sources of anonymous or questioned documents.
- **Identification of the processes used to create documents**, including machine-generated documents, typewriting, photocopies, graphic arts processes, ink and paper examinations that are important in counterfeiting investigations.
- **Physical matches** to associate torn or cut documents with their sources.
- **Alterations** to genuine documents.
- In-house examination or referral to outside experts regarding **ink examination and dating, and differentiation of paper**.
- In-house examination or referral to outside experts regarding **document restoration**. This includes charred, soaked, torn, shredded, or otherwise damaged documents.

A document is defined as anything printed, written, typed, or reproduced that is relied upon to record or prove facts in an investigation. The role of documents is important in a society of contracts, wills, checks, and promissory notes, as well as threat and harassment notes, ransom notes, professional records and counterfeiting. The authenticity of these documents is often a critical issue to the resolution of a dispute or crime.

### STRUCTURE OF EXAMINATIONS

The typical **handwriting or signature examination** case has three parts:

- 1) The questioned items which are submitted by the investigator. It is always preferable to receive the original of all documents. Examinations can be made from copies; however, the clarity of the copy can affect the interpretation results of the evidence and reported conclusions.
- 2) Standards (known samples) of the suspect's writing.
- 3) Standards (known samples) of the victim's writing.

Handwriting and signature examinations might identify the writer of a check, letter, or questioned signature. Handwriting examinations might also determine that an individual is not the writer.

Writing of similar kind is needed for comparison (i.e. known handwriting to questioned handwriting, known hand printing to questioned hand printing, and known signatures to questioned signatures). Additionally, the same letter and word combinations are very important components for meaningful examinations and conclusions. *Handwriting examination must be performed prior to latent fingerprint analysis.*

**Indented writing examinations** can yield information regarding writing that appears on several sheets of paper below the source page. Indented writing is created by the transfer of the writing instrument's pressure track from the page upon which the writing occurs to the pages beneath. This is helpful in such cases as the investigation of anonymous notes. Such notes can be processed for indented writing, and they often

yield writing that occurred in a tablet several pages above the questioned note. Evidence recovered for indented writing examinations should be well-protected to prevent damage or additional indentation created during evidence processing.

**Identification of the processes used to create documents** can yield valuable information regarding the sources of documents and the determination of authenticity in counterfeiting cases. Examination of machine-generated documents can determine the type and, in certain cases, the specific machine used to create them. This includes typewriters, photocopiers, printers, facsimile machines, commercial graphic devices and systems. Especially important to counterfeiting cases is the submission of an authentic model of the document in question to which the suspected counterfeit can be compared. Examples include title certificates, checks, passports, and identification cards.

Among the most common cases involving **physical matches** is the microscopic association of pages to a source, such as a writing tablet or notebook. Careful attention to the preservation of the evidence will insure that the critical areas of the evidence do not sustain damage that might interfere with physical match determination.

**Alterations to genuine documents** are detectable using a variety of laboratory examination methods. These methods can determine data regarding alteration techniques and restoration of the original information that was altered.

**Ink examination and dating, and the differentiation of paper** are highly-specialized sub-disciplines of document examination. The Questioned Documents Section can provide services related to these examinations, and can also refer cases to experts outside our system who are imminently qualified to examine such evidence.

The Questioned Documents Section provides services in the highly specialized sub-discipline of **document restoration**. Some in-house services are available for such cases, and we can refer evidence to outside experts who specialize in various types of restoration work.

## HANDLING AND SHIPPING OF EVIDENCE

Questioned documents generally do not require special handling or procedures. However, document evidence should be protected from excessive handling. There are two notable exceptions that require special handling:

### Indented writings

Indented writing is the impression from the writing instrument that transfers to the sheets under the sheet containing the writing. These sheets should be protected from fingerprints, excessive handling, and additional impressions (e.g., do not write on the envelope after placing indented writing evidence inside).

Indented writing evidence must be examined before being processed for fingerprints. Fingerprint processing will destroy indented writing.

## Charred documents

Charred documents require hand delivery. They should be placed in a box lined with cotton. Do not attempt to separate the pages. The Spokane Crime Lab should be consulted before collecting and submitting.

## SUBMISSION

Separate documents into at least two groups and submit in separate envelopes, Questioned Documents and Known Documents. If you have numerous writers, known documents should additionally be separated into groups by writers (K1, K2...). Each item of evidence must have the case number and a unique identifier. Evidence should be sealed with tape, with initials and date across the taped seal. If you have questions at any time, please contact the QD Section.

**Questioned Documents:** Documents that are suspected of being forged, altered, counterfeit, etc.

- Place the questioned items together in a labeled envelope and seal. If you suspect multiple writers among the questioned documents, group accordingly and submit in separate envelopes.
- Do not write on the documents as impression writing may be recovered. If indented writing examinations are requested, sandwich between cardboard/cardstock and place in envelope.
- Do not fold or alter the documents. Keep them in the original state.
- Wear gloves and take appropriate measures to preserve fingerprint evidence. Please submit all questioned documents to the Questioned Document Section before processing for latent prints.

**Known Documents:** Documents containing handwriting from a known source and will be used for comparison to the questioned writing.

- Place the known documents from each writer in separate labeled envelopes and seal.
- Obtain known writing samples from victim(s).
  - Submit collected writings, those writings that are not requested. This type of known writing is most valuable in determining authorship.

The known documents must be of the same style of writing as the questioned items (i.e., hand printing to hand printing, handwriting to handwriting).

**Requested standards** are obtained through use of Crime Lab Division *Handwriting Exemplar Packet*. The exemplar will provide sufficient writing for examination. All four pages of the exemplar are necessary to obtain a representative sample of the subject's writing. Fully one-half of the exemplar is designed for the investigator to dictate to the subject the various signatures, amounts, numerals, phrases, and other writings specific to the case. Check samples are also included in the exemplar packet for check cases. Additional paper may also be used along with the exemplar packet.

You must be familiar with the questioned writing in order to dictate to the subject the correct questioned names, amounts, dates, payees, phrases, or signatures.

- Each questioned signature, name, word, etc., should be dictated to the subject 15 to 20 times.
- The various names, dates, questioned entries, etc., should be dictated in a random manner (e.g., "John Smith, four hundred, John, Smithsonian, Smith and Johnson," rather than "John Smith" 20 consecutive times).
- The exemplar should be filled out by the subject with a black ink ballpoint pen. Do not use a fiber tip or rolling marker pen.
- The Questioned Documents Section Handwriting Exemplar Form can be obtained by contacting the Spokane Crime Laboratory at 509-625-5401.

- Handwriting exemplars must be packaged, labeled, and treated as evidence when submitted to the crime laboratory.

**Collected** standards are any writings that will be accepted in court as the genuine writing of the subject. Cancelled checks, business records, court documents, payroll checks, letters, and diaries are examples of collected standards. Contact the QD Section for ideas of collected standards.

There are some cases where the standard exemplar is not the best sample. The questioned item may not be typical of the normal writing situation. The investigator should obtain writing standards under circumstances similar to those of the questioned writings. For example,

- Graffiti on a wall: Have the subject write on a piece of paper taped to the wall at a similar height/position.
- Anonymous writing on unlined paper: Have the subject write dictated, verbatim samples on unlined paper.

If taking photographs of threats or graffiti, please take high quality, properly exposed, correctly-focused photos made with the camera perpendicular to the writing surface. If possible use a tripod and NO flash. More than one photo is recommended. If it is a digital photo, then please record original files on a CD or prints on photo-quality paper.

For questions regarding this information or to discuss the specific aspects of your case please contact the Questioned Documents Section at the Spokane Crime Laboratory.

Washington State Patrol  
Spokane Crime Laboratory  
Questioned Documents Section  
580 W 7<sup>th</sup> St  
Cheney, WA 99004  
(509) 625-5401

### Frequently Asked Questions

**Do the forensic document examiners (FDE) administer the exemplars?** No, we do not. We are available if you have questions, but we do not administer the exemplars. We leave that to the investigator.

**Can we send the documents to you by fax?** No, we cannot accept documents submitted via fax for examination requests.

**Can we send the documents to you by email?** Please contact the Questioned Documents Section prior to submitting requests via email.

**Can a FDE determine gender, age, ethnicity, personality, or mental state from writing?** No.

## 14.0 LATENT PRINTS EVIDENCE

### INTRODUCTION

Friction ridge impressions (commonly referred to as latent prints) are a widely recognized means of personal identification. Most crime scene evidence has the potential to contain latent prints. One should assume that latent prints are present on all objects handled. Process or collect these pieces of evidence accordingly. Latent prints are susceptible to destruction and may be destroyed simply by coming into contact with other items of evidence, packing materials, or a package container. Proper collection, handling, and packaging of the evidence is critical.

### DEFINITIONS

**Alternate Light Source:** A light source used to excite luminescence of latent prints, body fluids, chemical agents, or other items. These systems usually use various filters in conjunction with certain powders or chemicals to cause latent prints to fluoresce.

**Automated Biometric Identification System (ABIS):** A generic term for a finger/palm print matching, storage, and retrieval system, which may include other biometric data. Previously known as the Automated Fingerprint Identification System.

**Exclusion:** The conclusion that the observed data provide substantially stronger support that the two impressions originated from different sources rather than from the same source. There is a strong disagreement present such that the examiner would not expect to see that level of disagreement in an impression from the same source.

**Exemplars** (also referred to as known prints or elimination prints): The prints of an individual, associated with a known or claimed identity, and deliberately recorded electronically, by ink, or by another medium (also known as known prints). Recording complete exemplars provides the laboratory with the greatest opportunity to conduct conclusive comparisons.

**Identification:** The conclusion that the observed data provides substantially stronger support that the two impressions originated from the same source rather than different sources. There is strong correspondence present such that the examiner would not expect to see the same arrangement of details repeated in an impression from another source.

**Incomplete:** The determination during comparison that the exemplars are inadequate in either quantity or quality. Additional exemplars are necessary in this case.

**Inconclusive:** The conclusion that the observations do not provide a sufficient degree of support for one proposition over the other.

**Latent Print:** A transferred impression of friction ridge detail that may not be readily visible.

**Next Generation Identification (NGI):** The FBI's national AFIS (previously known as IAFIS or the Integrated Automated Fingerprint Identification System).

## CAPABILITIES AND SERVICES

The primary functions of the Latent Prints section is to examine and process items of evidence for friction ridge impressions, determine if the impressions are suitable to be designated for comparison, compare unknown impressions to known prints, and search unknown impressions in the available databases. The results of all examinations will be compiled in a case report which is returned to the requestor or other interested parties.

The Latent Prints section will determine if an impression is suitable for comparison. If an impression is determined not to be suitable for identification, then it may not be compared during the initial request; the report will indicate this. The submitting agency may request comparisons to these impressions at a later time.

The Washington State Patrol (WSP) contracts with the Western Identification Network (WIN), to operate and maintain the Automated Biometric Identification System software and database. WIN is a consortium of several western states (Washington, Oregon, Idaho, Nevada, Utah, Wyoming, Montana, and Alaska), referred to as central sites, sharing a common ABIS database. When searching a print in the ABIS database, the WSP can search Washington records alone, each central site member, some combination of central site members, or all central site members. In addition, access may be provided to other national, state, or local state databases through the WIN network (e.g. California DOJ and the FBI's NGI).

Latent impressions which meet the quality requirements to be searched in the WIN ABIS are searched against databases of known tenprint or palm print exemplars. Impressions which are not identified as a result of the search are routinely registered into an unidentified latent prints database. As new exemplars are submitted to WIN or NGI, they are automatically searched against all registered latents in the respective unidentified latent prints database. When a potential match is generated, the original submitting agency is notified and a new request may be opened to compare the generated subject to the unidentified latents from the original request.

Retention of unidentified impressions in the WIN database is limited by an expiration date linked to the offense. When multiple offenses are listed, the offense with the longer statute of limitations is generally chosen. When the expiration date is reached, the impression is removed from the database and is no longer subject to automated searches.

If a new search of a registered latent is desired, a new request may be submitted.

The identification of the source of an impression is considered a significant result. Further comparisons of the impression to listed subjects are not likely to be conducted, and any exclusions to other subjects may be omitted from the laboratory report.

Examinations may be limited based on case circumstances. Those limitations will be described in the laboratory report and the remaining examinations can be completed upon request.

## COLLECTION

Evidence should be examined thoroughly for latent prints prior to collection. All visible impressions should be photographed (see below for photography instructions).


Latent prints developed by powder processing methods should be lifted and submitted to the laboratory. If the lift process may pose a challenge, the latent prints should be photographed prior to lifting. Lift tape

may be placed over the impression, left in place without lifting, and the item submitted to the laboratory for examination.

Latent lift cards should be documented with the location and orientation of the latent print. Please provide written information and a simple sketch of the object to describe the location from where the lift was made. Small directional arrows are helpful in orienting the placement of a latent print on the original object. Written information should include the date, case number, crime scene location, the object from which the lift is made, and name of person making the lift. If any of the officer's prints appear on the lift tape after lifting, those impressions should be crossed out and initialed (figures 1 and 2).



**Figure 1**

Date	Crime	Case No.	— Sketch and/or Remarks — 
6/30/15	Burg.	15Z1234	
Victim	Chip Chuck		
Address of Incident	18A Big TREE Ln		
Location of Latent Prints Lifted	Door window		
Prints Lifted by:	ID No.		
DIEGO GARCIA	XXX		
Lightning Powder • (800) 347-1200 www.lightningpowder.com			
Re-Order #1-2501			

**Figure 2**

If any evidence is to be submitted for processing with chemicals, the officer should refrain from the use of powder processing as powders could interfere with chemical processing. Any processing completed on an object prior to submission should be noted on the Request for Laboratory Examination form. This is especially important if an item has been fumed with superglue (cyanoacrylate).

Friction ridge impressions should be photographed using a high resolution digital SLR camera. The largest file format available should be used and images should be captured in a loss-less file format such as .tiff or RAW. The camera should be perpendicular (at a right angle) to the latent print so that the camera sensor is parallel to the impression. Every attempt should be made to fill the frame with the impression to ensure that the maximum amount of detail is recorded and that the image is captured at a minimum of 1000ppi. A scale should be placed next to the print and on the same plane for the photograph. The scale is important to allow the image to be sized 1:1 for comparison and possible search of the ABIS system. The object or area containing the impression should also be photographed to provide the context or orientation of the impression.

Digital images should be copied to digital media for submission to the laboratory.

### **Known Exemplars**

The requestor should take inked prints from all persons known to have legitimate access to the evidence (elimination prints) to allow for comparison against any latent prints recovered. All tenprint cards and pages included in a set of exemplars should be labeled with the identifying information of the subject as well as the date and initials of the individual recording the exemplars. These exemplars should be treated like items of evidence and should be packaged accordingly. Alternatively, if individuals already have known prints on file, list their name, date of birth, and SID number on the laboratory request. Latent



prints recovered from items of evidence often include palms or prints made from the second or third joint areas of the fingers. For this reason it is always best to obtain comprehensive known prints (major case prints) for comparison.

A properly inked and rolled tenprint card should have all ten fingers and thumbs rolled nail to nail with minimal smears, along with plain (or flat) impressions at the bottom of the card.

In addition, each finger and thumb should have the center, both sides, and extreme tips inked and recorded (figure 3).



**Figure 3**

The palms should be inked from the tips of the fingers to the base of the wrist or the wrist crease. The outside of the palm should also be inked and recorded separately which is known as the ‘writer’s palm’ (figure 4).



**Figure 4**

### **Post Mortem Prints**

In homicide and death investigation cases, the agency should make every effort to obtain a complete and comprehensive record of all friction ridge detail. The laboratory should be contacted if assistance is needed.

If it becomes necessary to remove the hands or fingers from the body, notify the laboratory in advance of its intent to deliver the body parts in person. **Do not send body parts through the mail or other carrier services.**

## HANDLING AND PACKAGING

**REMINDER: Prohibited items include: Explosives, flammable liquids, razor blades, and syringes with needles or needles sheared or broken.**

- Non-porous items (glass, aluminum cans, plastic bottles) should be packaged in containers to limit movement while in transit. Items should be submitted in separate containers if possible. If multiple items are submitted in the same container ensure the separate items will not contaminate others (leaking or cross contamination of biological substances). Items should be handled as little as possible and in a manner to avoid those areas that would be handled normally. Unnecessary layers of packaging and handling can easily damage latent impressions.
- **Do not pack the sealed evidence container with “filler” material (shredded paper, foam peanuts); these materials risk rubbing away any latent impressions.**
- It is strongly recommended that knives, firearms, or other sharp items be packaged in cardboard boxes and secured with plastic zip-ties. Make note on the Request for Laboratory Examination of any potential hazards present.
- Porous items (paper, cardboard) may be packaged in an envelope. Multiple porous items may be packaged in the same container. Handling of these items should be kept to a minimum even with gloves as glove marks can interfere with the development of latent impressions.
- Any wet items should be completely air-dried prior to submission.
- Adhesive tape, if possible, should be placed onto a sheet protector or a sheet of heavy plastic. Avoid "wadding" the tape. Do not package tape in paper containers.
- Latent print lift cards should be packaged in a properly sealed envelope or plastic bag of an appropriate size.
- Multiple lift cards may be submitted in the same packaging provided that each lift card is labeled with a unique identifying number and that the total number of lift cards contained is reflected on the outer packaging.
- Friction ridge exemplars should be packaged in a properly sealed envelope or plastic bag of an appropriate size.
- Latent lift cards collected at clandestine laboratories must be properly packaged to protect the health and safety of Crime Laboratory personnel. If latent print lift cards from clandestine laboratories are not packaged properly the evidence cannot be accepted. To package the lift cards properly, seal each latent lift card individually in plastic bags that have not been exposed to any potential contamination.
  - Note: When latent print processing is requested on items recovered from a suspected clandestine laboratory such as glassware, plastic baggies, and chemical containers, please call the WSP-SWAT team for assistance. Crime Laboratory personnel will not process evidence from clandestine laboratory “hot zones” for latent prints due to safety considerations for laboratory personnel.

# Section Two

## **HIGH TECH CRIMES UNIT**

# 1.0 DIGITAL EVIDENCE

## INTRODUCTION

The Washington State Patrol’s High Tech Crime Unit (HTCU) provides city, county, state, and federal law enforcement agencies with digital forensic technical support and training; and in accordance with established practices and standards of digital forensics processing, recover evidence that may exist on computer hard drives, cell phones and other digital media for use in related criminal and internal investigations.

## ABOUT THE HIGH TECH CRIME UNIT

HTCU is a full service digital evidence retrieval and analysis unit. HTCU detectives are experienced professional investigators that can retrieve evidence without damaging or altering the original data. The data can be recovered from deleted or damaged file structures.

HTCU can provide an independent, impartial, and secure investigation while revealing and preserving important evidence, which agencies use to ensure an appropriate outcome to important digital criminal investigations.

## HTCU SERVICES

Recovery of Cell Phone contents including (varies based on phone model and carrier):

<b>Decoded Data</b>	<b>GPS</b>	<b>Applications</b>	<b>Internet Browser</b>
Call Logs	Home Location	WhatsApp – Chat	History
Voicemails	Favorites	Viber	Cookies
Contact Lists	Recently found locations	Fring	Bookmarks
Locations (Wi-Fi, cell towers, and GPS fixes)	Last Journey	AIM	
Images	Last Fix	TextNow	
Video Files		TextFree	
Text messages (SMS)		Google+	
Multimedia messages (MMS)		Skype	
Emails		Tiger text	
Notes		Facebook	
Installed Applications		Motion X	
User Dictionary			
Calendar			
Bluetooth Device			
Pairing History			
Chats			
GeoTag Information			
Deleted Data			

Recovery of data from computer hard drives and other digital media (cameras, SD cards, thumb drives, CDs/DVDs, etc.) including:

- Recovery of e-mail files
- Recovery of deleted files
- Recovery of Internet History files
- Recovery of financial records
- Recovery of photo/video files
- Recovery of text documents

## **TYPICAL INVESTIGATIONS**

Internet Crimes against Children, Homicide, Rape, Child Abuse, Financial Crimes, and Narcotics.

### HANDLING AND SHIPPING OF EVIDENCE

#### **HANDLING**

No attempt should be made to power up a computer taken as evidence, as this may alter/destroy information stored on the hard drive.

Hard Drives should be submitted as found when seized, i.e. if in a desktop tower the entire tower should be submitted.

External hard drives, GPS units, digital cameras and other external devices should be submitted with power and connection cables.

Batteries should be removed from laptops and submitted with the computer and the power supply.

Cell phones should be left in the power state they were found in; if found off they should remain off, if turned on they should remain on.

Cell phones should be placed in airplane mode or secured from the network if possible. Cell phones unsecured from network connection should be transported in a faraday bag connected to a portable battery pack. **THE PHONE AND BATTERY PACK INCLUDING CONNECTION CABLE SHOULD BE SEALED IN THE FARADAY BAG.**

If submitting a cell phone to HTCUC that is turned on please contact HTCUC and notify the unit when the phone is expected to be delivered so they can insure the power supply is maintained.

Cell phones should be submitted with power and connection cables.

If any known biohazard is present the outside of the package will require a "BIOHAZARD" label or markings.

## **SHIPPING**

Evidence should be shipped via UPS, Fed Ex, Certified Mail or delivered in person. When shipping digital media all items should be packaged properly with plenty of packing material. All items should include a Lab Request Form and a copy of the signed search warrant and affidavit or a signed consent to search form.

The address for shipping is:

Washington State Patrol/High Tech Crime Unit  
106 11<sup>th</sup> Ave. SW, Suite 4100  
Olympia, WA 98501

For questions or if delivering in person please call: 360-704-4242.

# Section Three

## TOXICOLOGY LABORATORY DIVISION



## 1.0 TOXICOLOGY LABORATORY DIVISION

2203 Airport Way S., Ste 360  
Seattle WA 98134  
Telephone: (206) 262-6100  
FAX: (206) 262-6145

Email: [toxlab@wsp.wa.gov](mailto:toxlab@wsp.wa.gov)

Website: <http://www.wsp.wa.gov/forensics/toxicology.htm>

## PREFACE

In July 1999, the Washington State Toxicology Laboratory became a division within the newly formed Forensic Laboratory Services Bureau of the Washington State Patrol. The Washington State Patrol Crime Laboratory formed another division within the same bureau. It is important the user recognize that each Laboratory Division performs distinct services for the State of Washington and that the appropriate guidelines and requests forms be used for each.

The Toxicology Laboratory Division handbook is organized to provide the following:

- A description of services provided by the Toxicology Laboratory
- General guidelines for the collection, preservation, and packaging of physical evidence
- The procedure for submitting physical evidence

It is not possible for any handbook to be comprehensive for every type of case. The Toxicology Laboratory staff are available to advise you on any specific or unusual case. You can reach a forensic scientist to answer any questions you have at (206) 262-6100.

## INTRODUCTION

The Toxicology Laboratory provides toxicological services to all medical examiners, coroners and law enforcement agencies within the state. Forensic toxicology answers the question: “Did drug or alcohol use contribute to or cause an individual’s death or suspected intoxication?” In support of that effort, the Toxicology Laboratory provides the following services:

- Performs toxicological examinations of blood, urine and/or other tissues collected during a death investigation; or from living individuals who were either the victim of a crime or were suspected of committing a crime in which drugs and/or alcohol may have played a role. This includes suspected driving under the influence (DUI) of alcohol and/or drugs, victims of suspected drug facilitated sexual assault (DFSA), and miscellaneous drug related incidents or crimes. The Toxicology Laboratory reserves the right to decide which method(s) to use in the detection of alcohol and drugs in submitted casework.
- Provides consultation and interpretation for medical examiners and coroners on the results of toxicology analyses in death investigation cases.
- Provides consultation and interpretation for law enforcement agencies and attorneys on the results of toxicology analyses in driving-related cases.
- Provides expert testimony in court trials, hearings, and depositions.

## SAMPLE SUBMISSION

The Toxicology Laboratory in Seattle provides forensic toxicology services for all law enforcement agencies, coroners and medical examiners within the State of Washington. The laboratory analyzes blood, urine, and other biological tissues or fluids for the presence of alcohol and/or drugs.

### Sample Collection Kits

The Toxicology Laboratory may provide user agencies with kits for sample collection. To order any materials, please call or email the laboratory.

NEVER submit the vacutainer collection needle or any other needle with the samples. Asking the nurse or phlebotomist to resheath the needle is subjecting him/her person to unnecessary risks and is against OSHA regulations. The Toxicology Laboratory will not accept any case that includes a needle or a syringe with the needle attached. Similarly, do not submit the betadine wipes or gauze – these are discarded upon receipt.

*NOTE: The cutting or shearing of a needle from a syringe is prohibited by federal and state regulations. [WAC 296-823-14010]*

## Collection and Submission to the Laboratory

Tubes should be completely filled, whenever possible. Submitting partially filled tubes, or using smaller tubes, may result in partial or incomplete testing. Each assay performed requires a minimum volume of blood and the laboratory may not be able to confirm the presence of drugs if insufficient sample is submitted. In driving-related cases, the laboratory tries to reserve the second tube for the defense if independent analysis is requested.

All samples should be labeled with the subject's name and/or agency case number. It is important that, when labeling the blood tubes, the printing on the manufacturer's label should not be covered. In addition, the Toxicology Laboratory maintains quality assurance certificates from the manufacturer for specific lot numbers and, if tubes from another source are used, the laboratory may not be able to provide a certificate.

Not only should the proper collection tube be used but it should also be **inverted** after collection to dissolve the container additives within the sample. The additives serve to preserve the sample and to prevent its coagulation; both being requirements under Washington Administrative Code 448-14-020: (<http://apps.leg.wa.gov/wac/default.aspx?cite=448-14-020>).

Once the sample has been collected, place the evidence tape over the top of the tubes/containers. The initials or other identification of the person creating the seal should be placed on the seal or across the seal onto the container.

If urine is collected, please ensure the urine cup cap is sealed correctly to prevent leaking in shipment. This is a commonly encountered and may lead to the loss of the entire sample. **Do not forget to label the cup with the subject's name and/or agency case number.**

Complete the appropriate Toxicology Laboratory Request for Analysis form and submit along with the samples. **Do not submit the Crime Lab RFLE forms.** The more information you provide in your request, the more thorough analysis the laboratory can perform. A telephone number and/or email address should be provided should any question arise during analysis. Please note the column on the far right-hand side of the Request for Analysis form is for *laboratory use only*. If the sample is a DRE, a copy of the DRE Face Sheet should also be sent with the completed request form. Current forms are available online at: <http://www.wsp.wa.gov/forensics/toxicology.htm>.

**Verify that the subject's name on the request form and the samples are the same.** When there is a discrepancy between the request form and the sample tubes, it is the Laboratory's policy to use the name on the sample tubes.

The request form should be packaged on the outside of the box containing evidence. This allows the Property and Evidence Custodian to access the request form without handling the specimen itself. All specimens should be refrigerated until sent. Specimens may be shipped to the laboratory or hand delivered Monday through Friday between 7:30 am and 1:00 pm.

## **CASE TYPES**

There are four types of cases typically submitted to the Toxicology Laboratory: Driving Under The Influence (DUI)/Drug Recognition Expert (DRE) cases; Death Investigation cases; Drug Facilitated Sexual Assault (DFSA) cases; and Drug Investigation cases. Use the appropriate form for each type of case: <http://www.wsp.wa.gov/forensics/toxicology.htm>. If you have questions about which form to use, contact our office.

Driving Under the Influence (DUI)/Drug Recognition Expert (DRE)

Only blood/ breath alcohol and blood THC test results are admissible in court as *per se* evidence of intoxication, so when alcohol is suspected and a legal breath test is not conducted, obtain a blood sample and not urine.

Death Investigation

For deceased subjects, blood is typically the most valuable sample for postmortem toxicological testing. Since peripheral blood is less susceptible to postmortem changes, it is the specimen of choice and is considered the most reliable for interpretation of toxicological testing.

Where available, vitreous humor fluid should be routinely collected (all available fluid should be collected, typically 3-5 mL in each eyeball). It is more than 98% water, and any drugs present in the blood will eventually equilibrate in the vitreous. Vitreous is a particularly useful sample for testing for alcohol to distinguish between postmortem production of alcohol and alcohol ingestion, since the eye as an enclosed organ is generally more resilient to microorganism infestation than other tissues.

Liver, cerebrospinal fluid, gastric contents, other tissues and maggots may also be useful specimens for analysis depending upon the circumstances of the case.

Whenever a death may involve unusual circumstances or unusual drug(s), it is advisable to contact the Toxicology Laboratory for guidance in sample collection.

Drug Facilitated Sexual Assault (DFSA)

Urine is typically the specimen of choice for drug facilitated sexual assaults because it provides the longest window of detection. For the best toxicological interpretation, a urine specimen should be obtained within 96 hours of incident.

Blood should additionally be collected if the patient presents within 24 hours of the alleged incident or if the patient appears sedated and/or intoxicated.

Ensure all specimen containers are properly documented and labeled with the victim's name, date and time of collection, and approximate time after the alleged assault.

Drug Investigation

Non-driving related cases on living subjects where drugs are suspected (i.e. homicide suspect) are considered Drug Investigations. It is important to collect two full gray-top vacutainer tubes of blood whenever possible as drug testing consumes more blood than alcohol testing.

If there is a significant delay between the incident and the blood collection (> 2 hours), a urine specimen may also be useful in Drug Investigation cases. In general, blood provides better evidence of drug influence than urine, but drugs will be detected for a longer time in urine than blood.

## TOXICOLOGY LABORATORY FORMS

Current Toxicology Laboratory Request for Analysis forms can be obtained electronically at <http://www.wsp.wa.gov/forensics/toxicology.htm> or by emailing your request to [toxlab@wsp.wa.gov](mailto:toxlab@wsp.wa.gov). DO NOT SUBMIT CRIME LAB FORMS. Please note that the column on the right hand side of the form is for “Laboratory Use Only”. Forms include:

Driving Under the Influence/DRE – Request for Analysis

Death Investigation – Request for Analysis

Drug Facilitated Sexual Assault – Request for Analysis

L.C.B/Drug Investigation – Request for Analysis

## TOXICOLOGY LABORATORY DRUGS SCREENED

A list of drugs the laboratory screens for and their drug class can also be found at <http://www.wsp.wa.gov/forensics/toxicology.htm> This list may change as additional methods are developed.

# Kirkland PD Policy Manual

Kirkland PD Policy Manual

## INDEX / TOPICS

### A

#### ADMINISTRATIVE INVESTIGATIONS

OIS. . . . .	112
ADMINISTRATIVE LEAVE. . . . .	680
ADULT ABUSE. . . . .	179
Investigations. . . . .	492

#### AIRCRAFT

Accidents. . . . .	371
Flying while armed. . . . .	125
Temporary flight restrictions. . . . .	237

#### ALCOHOL

Intoxicants. . . . .	227
----------------------	-----

#### ANIMALS

Dangerous. . . . .	124
Euthanize. . . . .	124
Injured. . . . .	124

#### ANTI-RETALIATION. . . . . 658

#### APPOINTMENTS

Canine Coordinator. . . . .	150
Community relations coordinator. . . . .	308
Custodian of records. . . . .	614
Operations director. . . . .	532, 537
Petty cash fund manager. . . . .	571
Portable audio/video recorder coordinator. . . . .	402
Press information officer (PIO). . . . .	236
UAS Coordinator. . . . .	547

#### ARRESTS

Child and dependent adult safety. . . . .	274
Citations. . . . .	357
First amendment assemblies. . . . .	435
Log. . . . .	238
Seat belts. . . . .	685

#### ASSET FORFEITURE. . . . . 500

#### AUDIO/VIDEO RECORDING

Body cameras. . . . .	392
-----------------------	-----

#### AUDITS

Informant files. . . . .	511
Informant funds. . . . .	513
Petty cash. . . . .	571

#### AUTHORITY

Canine handler. . . . .	150, 151, 152
Canine handler. . . . .	151, 152
Ethics. . . . .	222
Law enforcement. . . . .	12

#### AUTOMATED EXTERNAL DEFIBRILLATORS

(AED). . . . .	448
----------------	-----

AUXILIARY RESTRAINTS. . . . .	81
-------------------------------	----

### B

#### BADGE

Mourning Badge. . . . .	734
-------------------------	-----

#### BADGES, PATCHES AND IDENTIFICATION

Conduct. . . . .	223
------------------	-----

#### BARRICADED SUSPECTS. . . . . 345

#### BICYCLE PATROL. . . . . 410

#### BIOLOGICAL SAMPLES

Hazards. . . . .	372
------------------	-----

#### BODY ARMOR. . . . . 687

#### BODY ARMOR

Suspects. . . . .	117
-------------------	-----

#### BODY-WORN CAMERA. . . . . 392

#### BOMBS. . . . . 350

Aircraft accidents. . . . .	372
-----------------------------	-----

MDC/MDT. . . . .	391
------------------	-----

MDT/MDC. . . . .	390
------------------	-----

Portable audio/video recorders. . . . .	398
---	-----

### C

#### CANINES

Pursuits. . . . .	415
-------------------	-----

#### CASH

Audit. . . . .	513
----------------	-----

Informants. . . . .	512
---------------------	-----

#### CHILD ABUSE

Definitions. . . . .	190
----------------------	-----

#### CHILD ABUSE. . . . . 190

#### CHILD AND DEPENDENT ADULT SAFETY 274

#### CHILDREN

Child safety. . . . .	274
-----------------------	-----

Firearms. . . . .	121
-------------------	-----

#### CITATIONS. . . . . 357

#### CIVIL

Liability response. . . . .	113
-----------------------------	-----

#### CIVIL DISPUTES. . . . . 437

#### CIVILIAN/NON-SWORN

Crisis intervention incidents. . . . .	445
--	-----

#### CIVILIAN/NON-SWORN

Investigation and Prosecution. . . . .	488
--	-----

#### CIVIL SUBPOENA. . . . . 243

#### COMMAND STAFF

Work-related injuries. . . . .	715
--------------------------------	-----

#### COMMUNICABLE DISEASE

Health orders. . . . .	327
------------------------	-----

#### COMMUNICABLE DISEASES

First responders. . . . .	446
---------------------------	-----

# Kirkland Police Department

Kirkland PD Policy Manual

## Kirkland PD Policy Manual

---

COMMUNICATIONS CENTER			
Foot pursuits. . . . .	418		
Vehicle pursuits. . . . .	136		
COMMUNICATIONS WITH HEARING IMPAIRED OR DISABLED. . . . .	266	DEBRIEFING	
COMMUNITY RELATIONS. . . . .	308	OIS. . . . .	114
COMPUTERS		Warrant service. . . . .	535
Digital evidence. . . . .	493	DECONFLICTION. . . . .	539
CONCEALED PISTOL LICENSE. . . . .	43	DEFECTIVE VEHICLES. . . . .	561
CONDUCT. . . . .	219	DEFINITIONS OF TERMS IN MANUAL. . . . .	17
Standards of Conduct. . . . .	225	DEPARTMENT OWNED PROPERTY. . . . .	555
CONFIDENTIALITY		DEPARTMENT PROPERTY	
Communicable disease information. . . . .	672	Loss Or Damage. . . . .	556
Conduct. . . . .	223	DEPENDENT ADULTS	
Custodian of records. . . . .	614	Safety. . . . .	274
Informants. . . . .	509	DISABLED	
Radio broadcasts. . . . .	390	Motorist. . . . .	483
CONFIDENTIALITY		DISCIPLINE. . . . .	222
Surreptitious recording. . . . .	398	DISCLAIMER OF POLICIES. . . . .	17
CONTACTS AND TEMPORARY DETENTIONS		DOMESTIC VIOLENCE. . . . .	158
Bias-based policing. . . . .	322	DOMESTIC VIOLENCE BY LAW	
Warrant service. . . . .	534	ENFORCEMENT EMPLOYEES. . . . .	744
CONTROL DEVICES. . . . .	85	DRIVING	
CONTROL DEVICES		MDT/MDC. . . . .	389
Decontamination. . . . .	669	Pursuit tactics. . . . .	133
First amendment assemblies. . . . .	434	Safety. . . . .	226
CORRESPONDENCE. . . . .	41	<b>E</b>	
COURT APPEARANCES. . . . .	241	ELECTRICAL LINES. . . . .	370
COURT ORDERS		ELECTRONIC CIGARETTES. . . . .	673
Citation releases. . . . .	357	EMERGENCY MANAGEMENT PLAN. . . . .	24
Civil disputes. . . . .	437	EMERGENCY UTILITY. . . . .	370
Juvenile informants. . . . .	509	EMPLOYEE ASSISTANCE. . . . .	664
Source testing. . . . .	671	EMPLOYEE COMMENDATIONS. . . . .	695
Subpoenas. . . . .	241	ETHICS. . . . .	222
Surreptitious recording. . . . .	398	EVALUATION. . . . .	649
CRIME ANALYSIS. . . . .	579	EVIDENCE	
CRIME AND DISASTER SCENE		Digital. . . . .	493
INTEGRITY. . . . .	326	NAGPRA. . . . .	300
CRIMINAL INTELLIGENCE. . . . .	383	Seizing recordings. . . . .	429
CRIMINAL ORGANIZATIONS. . . . .	383	EXPLOSIONS. . . . .	353
CRIMINAL STREET GANGS. . . . .	383	EXPOSURE(S). . . . .	342
CRISIS INTERVENTION INCIDENTS. . . . .	440	EXPOSURE CONTROL. . . . .	668
CRISIS NEGOTIATION TEAM. . . . .	328	EYEWITNESS IDENTIFICATION. . . . .	514
CRISIS RESPONSE UNIT. . . . .	328	<b>F</b>	
CUSTODIAN OF RECORDS. . . . .	614	FALSE REPORT. . . . .	232
		FIELD SOBRIETY TESTS. . . . .	474
<b>D</b>		FIREARMS	
DAMAGE BY CITY PERSONNEL. . . . .	234	Conduct. . . . .	226
DEADLY FORCE REVIEW. . . . .	75	Destruction of animals. . . . .	631
DEATH		Retiree carry. . . . .	48
Native American Graves (NAGPRA). . . . .	299	FIREARM SERIAL NUMBERS. . . . .	612



# Kirkland Police Department

## Kirkland PD Policy Manual

### Kirkland PD Policy Manual

---

FIRST AMENDMENT ASSEMBLIES. . . . .	431
FLYING WHILE ARMED. . . . .	125
FORCE. . . . .	75
FOREIGN COURT ORDERS. . . . .	164
FOREIGN DIPLOMATIC AND CONSULAR REPRESENTATIVES. . . . .	358
FORMS	
Eyewitness identification. . . . .	514

## G

GANGS. . . . .	383
GANGS	
Employee affiliation. . . . .	223
GRIEVANCE PROCEDURE. . . . .	656

## H

HATE CRIMES. . . . .	216
HAZARDOUS MATERIAL (HAZMAT) RESPONSE. . . . .	342
Aircraft accidents. . . . .	372
Precautions. . . . .	669
HEARING IMPAIRED. . . . .	266
HELICOPTER ASSISTANCE. . . . .	378
HOSTAGE AND BARRICADE INCIDENTS	
Rapid response and deployment. . . . .	367
HOSTAGES. . . . .	345

## I

IDENTITY THEFT. . . . .	258
IMMUNIZATIONS. . . . .	670
IMPAIRED DRIVING. . . . .	473
INFORMANTS. . . . .	509
INFORMATION TECHNOLOGY USE. . . . .	228
INTERNAL AFFAIRS	
Personnel records. . . . .	691
INVESTIGATION AND PROSECUTION. . . . .	488

## J

JURISDICTION	
Aircraft accidents. . . . .	372
OIS. . . . .	105

## K

## L

LAW ENFORCEMENT AUTHORITY. . . . .	12
LEG IRONS. . . . .	81
LIMITED ENGLISH PROFICIENCY. . . . .	259

## M

MANDATORY APPEARANCE. . . . .	241
MANUALS. . . . .	24
MEAL PERIODS AND BREAKS. . . . .	704
MEDIA	
First amendment assemblies. . . . .	435
OIS. . . . .	115
Operations plans. . . . .	541
Warrant service. . . . .	536
MEDIA REQUEST. . . . .	236

### MEDICAL

Adult involuntary detention. . . . .	182
For canines. . . . .	155
Opioid overdoses. . . . .	449
Personnel records. . . . .	691
Releases. . . . .	448
Treatment for work-related injury and illness. . . . .	714

### MEDICAL

Aircraft accidents. . . . .	371
MINIMUM STAFFING. . . . .	42
MOBILE DIGITAL TERMINAL USE. . . . .	389
MOURNING BADGE. . . . .	734
MUTUAL AID. . . . .	245
First amendment assemblies. . . . .	434

## N

NATIVE AMERICAN GRAVES (NAGPRA)	299
NOTIFICATIONS	
Pregnancy. . . . .	756
NOTIFICATIONS	
Aircraft accident. . . . .	372
Cash. . . . .	572
Impaired driving. . . . .	475
NAGPRA. . . . .	300
OIS. . . . .	108

## O

OATH OF OFFICE. . . . .	16
OFFICER RESPONSE TO CALLS. . . . .	146

# Kirkland Police Department

## Kirkland PD Policy Manual

### Kirkland PD Policy Manual

---

#### OFFICER SAFETY

Canine deployment. . . . .	151
Crime and disaster scene integrity. . . . .	326
Foot pursuits. . . . .	415
Informants. . . . .	510
LEOSA. . . . .	48
Seat belts. . . . .	685
Warrant service. . . . .	532

#### OPERATIONS PLANNING AND

DECONFLICTION. . . . .	537
------------------------	-----

#### ORDERS

Compliance with. . . . .	22
--------------------------	----

OUTSIDE AGENCY ASSISTANCE. . . . .	245
------------------------------------	-----

#### OUTSIDE EMPLOYMENT

Obtaining Approval. . . . .	710
Prohibited Outside Employment. . . . .	711
Security Employment. . . . .	712

#### OVERTIME

Court. . . . .	244
----------------	-----

OVERTIME PAYMENT. . . . .	708
---------------------------	-----

## P

PATROL FUNCTION. . . . .	315
--------------------------	-----

PEACE OFFICER POWERS. . . . .	12
-------------------------------	----

PERSONAL APPEARANCE. . . . .	724
------------------------------	-----

PERSONAL PROPERTY. . . . .	555
----------------------------	-----

Loss Or Damage. . . . .	556
-------------------------	-----

#### PERSONAL PROTECTIVE EQUIPMENT

Hazardous material response. . . . .	343
--------------------------------------	-----

#### PERSONNEL COMPLAINTS

Bias-based policing. . . . .	322
------------------------------	-----

PERSONNEL ORDERS. . . . .	41
---------------------------	----

PERSONNEL RECORDS. . . . .	690
----------------------------	-----

#### PHOTOGRAPHS

Aircraft accidents. . . . .	373
-----------------------------	-----

First amendment assemblies. . . . .	432
-------------------------------------	-----

Photo lineups. . . . .	516
------------------------	-----

#### PHYSICAL AND MENTAL

EXAMINATIONS. . . . .	702
-----------------------	-----

POLICE CADETS. . . . .	738
------------------------	-----

POLICY MANUAL. . . . .	17
------------------------	----

PRESS INFORMATION OFFICER (PIO). . . . .	236
--	-----

#### PRIVACY EXPECTATIONS

Audio/video recordings. . . . .	393
---------------------------------	-----

MDT/MDC. . . . .	389
------------------	-----

Technology use. . . . .	228
-------------------------	-----

Unmanned aerial systems. . . . .	546
----------------------------------	-----

PRIVATE PERSONS ARRESTS. . . . .	489
----------------------------------	-----

#### PROBATIONARY EMPLOYEES

Personnel complaints. . . . .	683
-------------------------------	-----

PROPERTY AND EVIDENCE. . . . .	581
--------------------------------	-----

#### PROPERTY PROCEDURES

Packaging Of Property. . . . .	584
--------------------------------	-----

Property Handling. . . . .	581
----------------------------	-----

Property Release. . . . .	587
---------------------------	-----

PROTECTED INFORMATION. . . . .	623
--------------------------------	-----

#### PROTECTED INFORMATION

Unauthorized release. . . . .	223
-------------------------------	-----

#### PUBLIC RECORDING OF LAW

ENFORCEMENT ACTIVITY. . . . .	428
-------------------------------	-----

PUBLIC RECORD REQUEST. . . . .	615
--------------------------------	-----

#### PURSUITS

Foot. . . . .	415
---------------	-----

## R

RAPID RESPONSE AND DEPLOYMENT. . . . .	367
--	-----

#### RECORDS BUREAU

Administrative hearings. . . . .	477
----------------------------------	-----

Impaired driving. . . . .	477
---------------------------	-----

Missing persons. . . . .	200
--------------------------	-----

Suspicious activity reports. . . . .	452
--------------------------------------	-----

#### RECORDS RELEASE

Media. . . . .	238
----------------	-----

Subpoenas and discovery requests. . . . .	618
---	-----

#### RECORDS REQUESTS

Personnel records. . . . .	692
----------------------------	-----

#### RECORDS RETENTION

Oath of office. . . . .	16
-------------------------	----

Personal protective equipment. . . . .	576
--	-----

RECRUITMENT AND SELECTION. . . . .	644
------------------------------------	-----

#### RELIGION

NAGPRA. . . . .	299
-----------------	-----

REPORT CORRECTIONS. . . . .	235
-----------------------------	-----

REPORT PREPARATION. . . . .	232
-----------------------------	-----

RETALIATION PROHIBITED. . . . .	658
---------------------------------	-----

#### REVIEW BOARD

Force. . . . .	75
----------------	----

#### REVIEWS

Crisis intervention incidents. . . . .	445
--	-----

Eyewitness identification process- annual. . . . .	514
--	-----

Mobile audio/video. . . . .	322
-----------------------------	-----

Public records on social media. . . . .	298
---	-----

UAS. . . . .	547
--------------	-----

RIDE-ALONG. . . . .	339
---------------------	-----

Eligibility. . . . .	339
----------------------	-----

RISK ASSESSMENT. . . . .	537
--------------------------	-----

## S

#### SAFETY

Conduct. . . . .	226
------------------	-----

# Kirkland Police Department

## Kirkland PD Policy Manual

### Kirkland PD Policy Manual

---

First responder. . . . .	326	Warrant service. . . . .	536
Media. . . . .	237	TRAINING, CRIMINAL ORGANIZATIONS	386
Personal protective equipment. . . . .	573	TRAINING, PROTECTED INFORMATION.	627
Temporary flight restrictions. . . . .	237	TRANSPORT BELTS. . . . .	81
SAFETY EQUIPMENT			
Seat belts. . . . .	685		
SART. . . . .	527	<b>U</b>	
SEARCH & SEIZURE. . . . .	168		
SEARCHES		UNIFORM REGULATIONS. . . . .	730
Crime scene. . . . .	326	UNITY OF COMMAND. . . . .	23
SEARCH WARRANTS. . . . .	532	UNLAWFUL ASSEMBLY. . . . .	434
SEAT BELTS. . . . .	685	UNMANNED AERIAL SYSTEM. . . . .	546
SECURITY		USE OF FORCE	
Personnel records. . . . .	692	First amendment assemblies. . . . .	434
SECURITY EMPLOYMENT. . . . .	712	USE OF SOCIAL MEDIA. . . . .	296
SHIFT SERGEANTS. . . . .	388	UTILITY SERVICE. . . . .	370
SMOKING AND TOBACCO USE. . . . .	673		
SOCIAL MEDIA. . . . .	296	<b>V</b>	
STAFFING LEVELS. . . . .	42		
STANDARDS OF CONDUCT. . . . .	219	VEHICLE MAINTENANCE. . . . .	561
STANDBY. . . . .	241	VEHICLES. . . . .	563
SUBPOENAS		VIDEO RECORDINGS	
Acceptance. . . . .	241	First amendment assemblies. . . . .	432
SUBPOENAS. . . . .	242		
Records release and discovery requests. . . . .	618	<b>W</b>	
SUCCESSION OF COMMAND. . . . .	22		
SUSPICIOUS ACTIVITY REPORTING. . . . .	451	WARNINGS	
		Canine. . . . .	153
<b>T</b>		WARRANT SERVICE. . . . .	532
		WASHING OF VEHICLES. . . . .	562
TECHNOLOGY USE. . . . .	228	WATER LINES. . . . .	370
TRAFFIC FUNCTION AND			
RESPONSIBILITY. . . . .	459		
TRAFFIC SIGNAL. . . . .	370		
TRAINING			
Anti-Retaliation. . . . .	660		
SWAT. . . . .	331		
TRAINING			
Adult abuse. . . . .	184		
AED. . . . .	449		
Canine. . . . .	155		
Communicable disease. . . . .	672		
Fair and objective policing. . . . .	323		
Firearms. . . . .	121		
First amendment assemblies. . . . .	436		
Operation planning and deconfliction. . . . .	542		
Opioid medication. . . . .	450		
Personal protective equipment. . . . .	577		
Personnel records. . . . .	691		
Portable audio/video recorders. . . . .	404		
Rapid response and deployment. . . . .	369		
UAS. . . . .	548		