



**CITY OF KIRKLAND**  
**Police Department**  
11750 NE 118<sup>th</sup> Street, Kirkland, WA 98034-7114 425.587.3400  
[www.kirklandwa.gov](http://www.kirklandwa.gov)

---

## **MEMORANDUM**

**To:** Kurt Triplett, City Manager

**From:** Cherie Harris, Chief of Police  
Todd Aksdal, Deputy Chief of Police  
Veronica Hill, Senior Financial Analyst

**Date:** February 27, 2024

**Subject:** 2023 Fourth Quarter Automated Safety Camera Program Update

### **RECOMMENDATION:**

City Council receives an update on the Automated Safety Camera Program.

### **BACKGROUND DISCUSSION:**

The last Automated Safety Camera Program update was from September 1, 2023-September 30, 2023.

The following is a report on the Automated Safety Camera Program from January 1, 2023-December 31, 2023.

#### **January 1, 2023-December 31, 2023:**

During this period, all schools were open for in-person learning for five days per week.

Between January 1, 2023-December 2023, 22,617 citations were issued, using the eight cameras in the John Muir, Kamiakin, Rose Hill, Lakeview, Carl Sandburg, Finn Hill, and Henry David Thoreau school zones.

There were 180 school days in 2023 and the John Muir, Kamiakin and Rose Hill cameras were active the entire time. There were approximately 65.24 citations were issued per day in the John Muir, Kamiakin and Rosehill school zones in 2023.

The City of Kirkland activated the Automated Traffic Safety Cameras covering Lakeview, Carl Sandburg, Finn Hill, and Henry David Thoreau during Q1 in March 2023. However, the system did not begin issuing citations at these locations until Q2 on April 17, 2023, following a 30-day warning period. The Lakeview, Carl Sandburg, Finn Hill, and Henry David Thoreau cameras were active for 116 school days in 2023. There were approximately 93.73 citations issued per day in the Lakeview, Carl Sandburg, Finn Hill, and Henry David Thoreau school zones in 2023.

The following statistics represent how many violations were captured by each of the automated school safety camera locations in 2023:

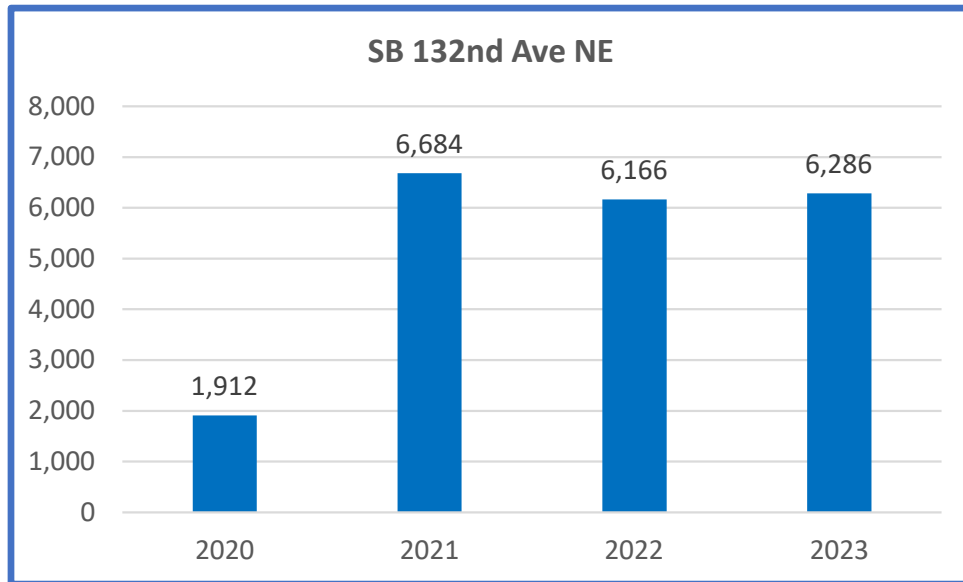
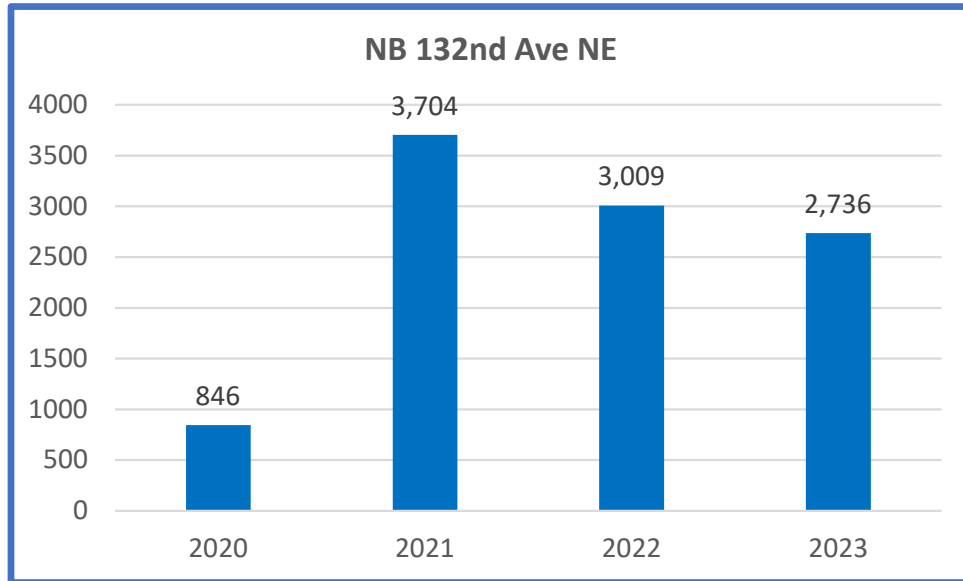
Location	Number of Citations Issued Q1
NB 132 <sup>nd</sup> Ave NE	866
SB 132 <sup>nd</sup> Ave NE	1,773
EB NE 80 <sup>th</sup> St	462
WB NE 80 <sup>th</sup> St	334
Location	Number of Citations Issued Q2
NB 132 <sup>nd</sup> Ave NE	722
SB 132 <sup>nd</sup> Ave NE	1,722
EB NE 80 <sup>th</sup> St	461
WB NE 80 <sup>th</sup> St	322
SB State St	2,493
WB Lakeview Dr	701
NB 84 <sup>th</sup> Ave Ne	486
SB 84 <sup>th</sup> Ave Ne	858
Location	Number of Citations Issued Q3
NB 132 <sup>nd</sup> Ave NE	356
SB 132 <sup>nd</sup> Ave NE	955
EB NE 80 <sup>th</sup> St	209
WB NE 80 <sup>th</sup> St	161
SB State St	983
WB Lakeview Dr	194*
NB 84 <sup>th</sup> Ave Ne	256
SB 84 <sup>th</sup> Ave Ne	749
Location	Number of Citations Issued Q4
NB 132 <sup>nd</sup> Ave NE	792
SB 132 <sup>nd</sup> Ave NE	1,836
EB NE 80 <sup>th</sup> St	436
WB NE 80 <sup>th</sup> St	337
SB State St	1,783
WB Lakeview Dr	699
NB 84 <sup>th</sup> Ave Ne	528
SB 84 <sup>th</sup> Ave Ne	1,337
Location	Number of Citations Issued 2023 Total
NB 132 <sup>nd</sup> Ave NE	2,736
SB 132 <sup>nd</sup> Ave NE	6,286
EB NE 80 <sup>th</sup> St	1,568
WB NE 80 <sup>th</sup> St	1,154
SB State St	5,259
WB Lakeview Dr	1,400
NB 84 <sup>th</sup> Ave Ne	1,270
SB 84 <sup>th</sup> Ave Ne	2,944

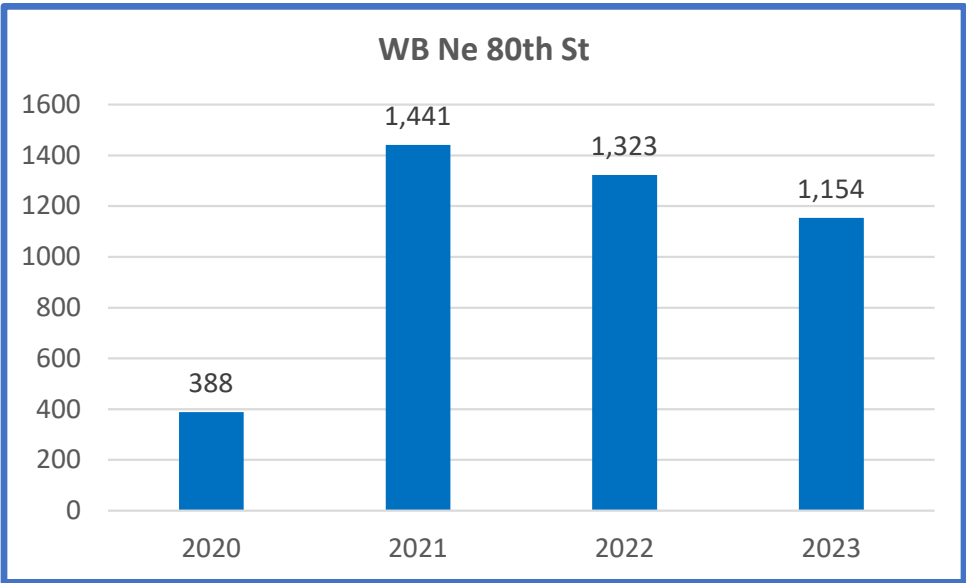
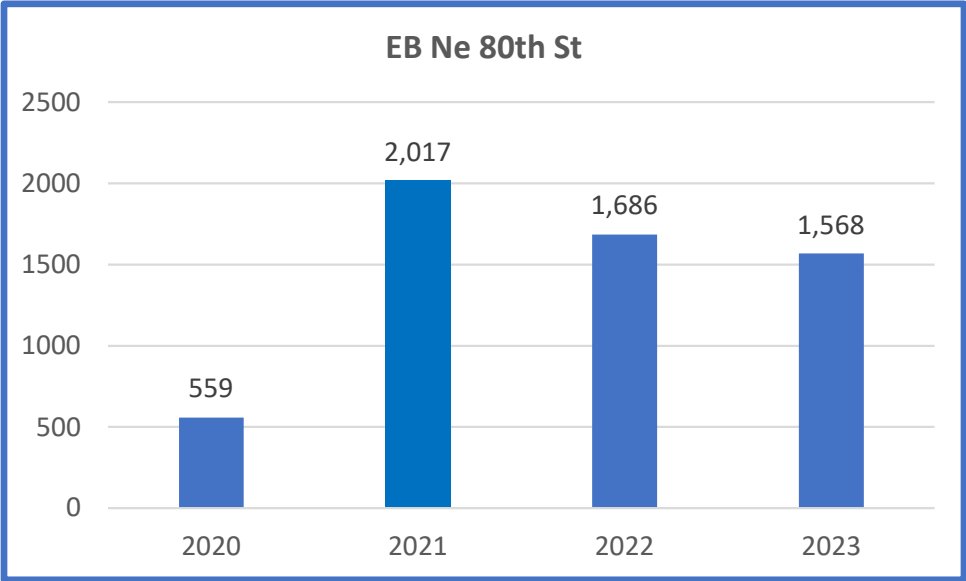
\*In early September, an employee from Verra Mobility reported to City of Kirkland Public Works Staff that there was a tree branch blocking the camera view of the flashing beacon on WB

Lakeview Dr. Verra Mobility and Kirkland Police Officers rejected violations until Kirkland Public Works trimmed the branch.

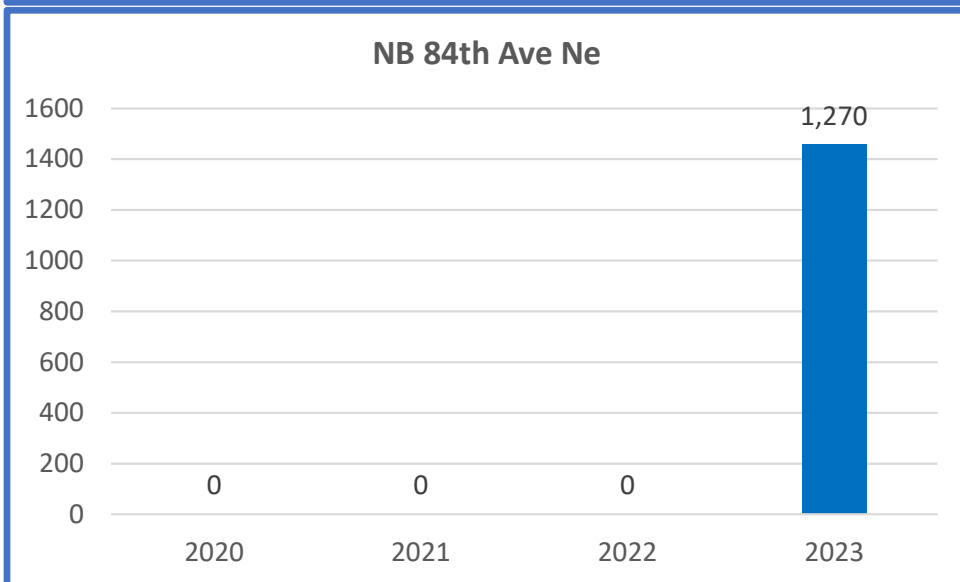
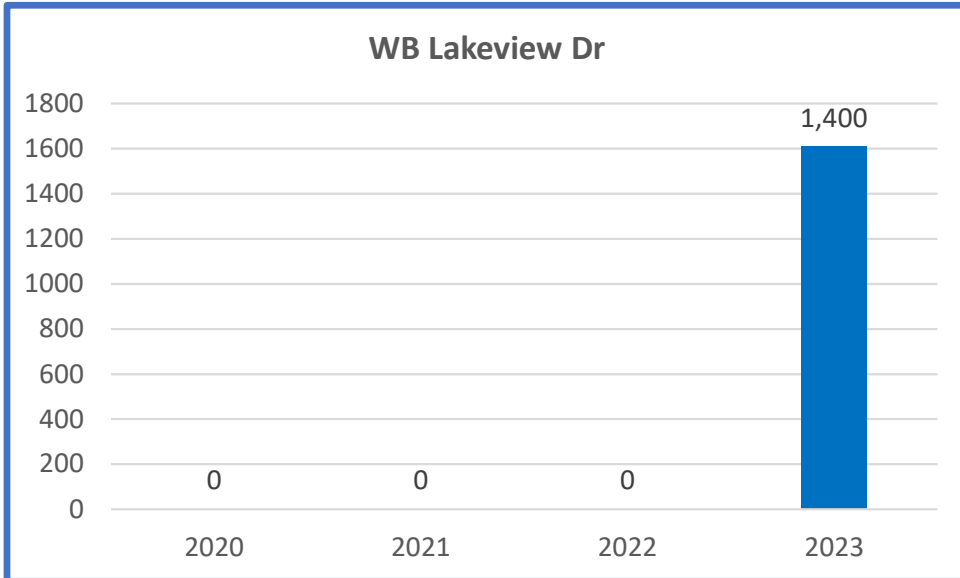
The following graphs represent how many violations were captured by each of the automated school safety camera since 2020. It should be noted that the program was suspended on March 12, 2020 as school was cancelled due to the COVID-19 pandemic. The Lake Washington School District remained closed until February 18, 2021.

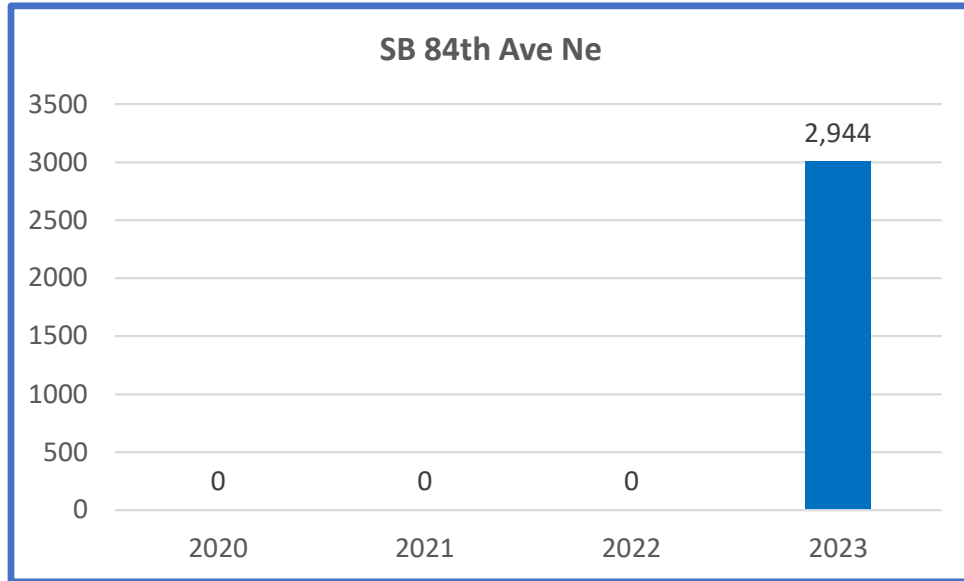
**Citation Issuance by Location by Year 2020-2023**





The following graphs represent how many violations were captured by each of the new automated school safety camera that were activated on April 17, 2023, following a 30-day warning period:





**Citation Data:**

The following bullet points further show added detail on the citations that were issued between January 1, 2023-December 31, 2023:

- 16,848 citations (74%) were issued to drivers traveling between 26-30 mph and were issued \$136 fines.
- 5,769 citations (26%) were issued to drivers traveling 31 mph and faster and were issued \$250 fines.
  - **55 mph** is the fastest speed recorded in a school zone 2023. That violation occurred on NB 132<sup>nd</sup> Ave NE and is the highest speed captured by an automated school safety camera to date.

**Average Citations Per Camera Per Day All Zones:**

- January 2022: 16.43
- February 2022: 13.93
- March 2022: 14.51
- April 2022: 17.94
- May 2022: 16.79
- June 2022: 18.21
- September 2022: 23.42
- October 2022: 19.20
- November 2022: 16.79
- December 2022: 14.33
- January 2023: 15.26
- February 2023: 14.04
- March 2023: 14.31
- April 2023: 14.70

- May 2023: 15.70
- June 2023: 17.01
- September 2023: 25.42\*
- October 2023: 20.71
- November 2023: 18.23
- December 2023: 17.01

The automated safety cameras at Lakeview, Carl Sandburg, Finn Hill, and Henry David Thoreau began issuing citations on April 17, 2023, following a 30-day warning period. City staff reported the daily average citations issued per camera per day for the new school zones separately in Q2 2023:

- April 2023 16.57
- May 2023: 25.65
- June 2023: 28.48

\*September 2023 was the first month where city staff calculated and reported daily averages together for all automated safety cameras.

- Vehicles registered to a 98033 or 98034 zip code accounted for 35.58% of the issued citations in 2023. In 2022, vehicles registered to 98033 and 98034 accounted for 25.34% of issued citations.
  - The city outside of Kirkland with the most citations issued was Redmond, which accounted for 6.10% of the total issued citations in 2023.
- Recidivism Rate for 2023:
  - 86.81% received one citation
  - 9.47% received two citations
  - 3.73% received three or more citations
- During 2023, afternoon school zone enforcement accounted for 62.5% of the citations issued, with the morning hours accounting for 37.5% of the citations issued.

**2023 School Zone Collision Data:**

Location	Collisions in School Zone
12600 – 14000 Blk 84 <sup>th</sup> Ave Ne	1

- In 2023, there was only one collision in the school zones with automated safety cameras. That collision was non-injury.

**Mitigations and Hearings:**

As of January 9, 2024, 1,605 people receiving citations in 2023 have requested mitigation hearings (7.10% of all citations) and 623 people have requested contested hearings (2.75% of all citations). In addition to the hearing requests, 959 people receiving citations submitted affidavits stating that they were not the driver of the vehicle (4.24% of all citations). 621 citations were dismissed when affidavits were submitted stating that the registered owner was not the

driver (2.75% of all citations). Liability transferred in the remaining 338 instances where the registered owner asserted that they were not the driver (1.49% of all citations).

The court's website offers customers the ability to electronically submit a written hearing statement and any attachments for consideration by the Judge or they can file by mail or drop-box.

**Expenditures through Q4 2023:**

**Cash Flow Analysis:**

Revenues	2019	2020	2021	2022	Oct-23	Nov-23	Dec-23	2023	LTD TOTAL
Citations	\$ 400,883	\$ 732,749	\$ 1,577,980	\$ 1,645,897	\$ 354,916	\$ 388,845	\$ 313,700	\$ 2,718,519	\$ 7,076,028
Expenditures	2019	2020	2021	2022	Oct-23	Nov-23	Dec-23	2023	LTD TOTAL
Construction	\$ 27,319	\$ -	\$ -	\$ -	\$ -	\$ -	\$ -	\$ -	\$ 27,319
ATS Contract	\$ 26,871	\$ 17,579	\$ 176,679	\$ 170,000	\$ 34,000	\$ 34,000	\$ 34,000	\$ 299,419	\$ 690,548
Utilities/Other	\$ 560	\$ 420	\$ 1,468	\$ 1,000	\$ 166	\$ 166	\$ 168	\$ 1,745	\$ 5,193
Police Staffing	\$ 50,284	\$ 166,864	\$ 167,452	\$ 341,722	\$ 30,945	\$ 30,734	\$ 44,287	\$ 372,900	\$ 1,099,221
Court Staffing	\$ 19,308	\$ 48,280	\$ 70,320	\$ 112,987	\$ 21,539	\$ 17,910	\$ 32,966	\$ 233,995	\$ 484,890
Total	\$ 124,342	\$ 233,143	\$ 415,919	\$ 625,709	\$ 86,650	\$ 82,809	\$ 111,422	\$ 908,060	\$ 2,307,172
Council Re-Approp./Other	2019	2020	2021	2022	Oct-23	Nov-23	Dec-23	2023	LTD TOTAL
Re-Appropriation	\$ -	\$ 123,157	\$ 335,000	\$ 20,000	\$ -	\$ -	\$ 275,000	\$ 1,775,000	\$ 2,253,157
Other Resources/Cost Offset	\$ (27,879)	\$ (417)	\$ -	\$ -	\$ -	\$ -	\$ -	\$ -	\$ (28,296)
Total	\$ (27,879)	\$ 122,740	\$ 335,000	\$ 20,000	\$ -	\$ -	\$ 275,000	\$ 1,775,000	\$ 2,224,861
Balance	2019	2020	2021	2022	Oct-23	Nov-23	Dec-23	2023	LTD TOTAL
YTD/MTD	\$ 304,420	\$ 376,866	\$ 827,061	\$ 1,000,188	\$ 268,266	\$ 306,035	\$ (72,722)	\$ 35,460	\$ 2,543,995
Ending Balance	\$ 304,420	\$ 681,286	\$ 1,508,347	\$ 2,508,536	\$ 2,310,682	\$ 2,616,717	\$ 2,543,995	\$ 2,543,995	

The ending cash balance as of 12/31/2023 was \$2,543,995.

**Expenditures\*:**

*\*Costs continue to be updated with actual expenses as they are incurred, which is why expenditures from prior months may differ from memo to memo.*

***Construction/Other Transportation Projects costs:***

- Construction cost covered by REET funds.
- Construction cost for new cameras included in Re-Appropriation line item.
- Transfers-Out for Other Transportation Projects support school zone safety. In 2023, a total of \$1.5 million of the "Re-Appropriation" was provided to the Safer Routes to School/Active Transportation Plan projects as part of the Transportation Benefit District.

***Ongoing costs:***

- ATS Contract - Costs for monitoring of cameras.
- Utilities/Other - Costs for electricity to operate cameras.

***Police staffing costs:***

- Sustainment staffing costs for 2 FTE Traffic Officers.

***Court staffing costs:***

- Sustainment staffing costs for 1.0 FTE JSA Lead.
- Sustainment staffing costs for 1.50 FTE JSA II.



- Professional services charges for court commissioner.

**Revenues:**

The Automated Safety Camera Program has generated \$7,076,028 in total revenues through 12/31/2023. All revenues will either pay for operating costs of the camera and staffing costs of court and police personnel or be invested in school zone pedestrian and bicycle safety projects as required by the ordinance authorizing the cameras.

**Next Steps:**

The next update to Council will cover the first quarter of 2024.