



# DENNY CREEK 2023 Report Card

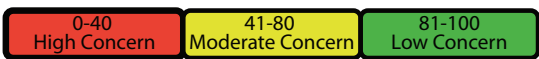
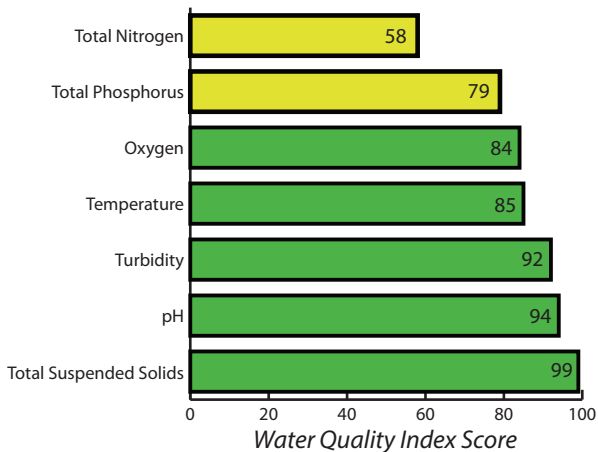
## 2023 Water Quality

88

Overall Health: **Some or Low Concern**

**+1 since 2022**

Higher levels of nutrients like nitrogen and phosphorus, which can come from fertilizers and pet waste, were the primary reasons this creek did not score higher.



### Stream Bugs

Score (10-50)



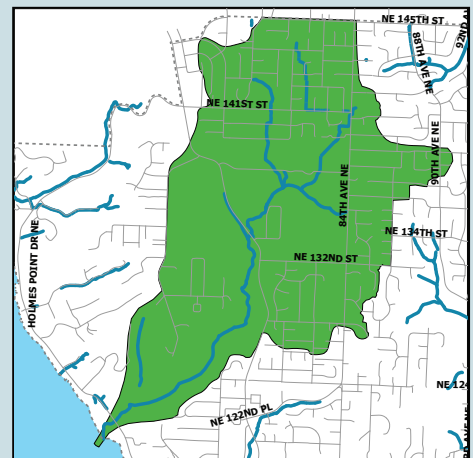
26

Poor

Monitoring stream bugs tells us about the biological health of a stream. Different bugs are more or less tolerant of water pollution like pesticides. Their presence or absence can tell us a lot about the quality of the water.



### Basin Facts



**Basin Area** 811 acres **Tree Cover** 53%

**Impervious Area** 25%

- Sockeye, cutthroat trout, juvenile coho, and sculpin have been found in the lower section and mouth of the creek.
- This basin has the 2nd highest forest cover of any basin in Kirkland. This provides quality wildlife habitat and can help decrease the volume of runoff and contaminants entering Denny Creek and Lake Washington.

#### How to Help Nitrogen and Phosphorus in Denny Creek

- Scoop and throw away **pet waste** to reduce phosphorus runoff.
- Minimize fertilizer use** in your lawn and garden to reduce nitrogen

# Thanks for helping protect our waterways!



## Yard Care and Maintenance

Minimize use of fertilizers and chemicals in your yard. Follow directions on label and never use more than suggested.

Do not sweep, blow, or dump yard debris into streets, sidewalks, ditches or drains. Dispose of yard waste in yard waste bins.

*Did you know? More than 35 different pesticides have been detected in our local creeks. Adding just a 3-inch layer of mulch in your garden can prevent weeds as effectively as yard chemicals.*



## Pressure Washing

Use a broom to sweep up dirt and debris. Divert wash water to a landscaped area where wash water can soak into the ground. If you can't divert wash water, use only cold water with no soap or chemicals.

Don't allow soap, chemicals, or dirt into street or storm drain.



## Roof Cleaning

Use a broom, stiff brush, or leaf blower to remove moss. If you must use chemical cleaners, disconnect roof downspouts so chemicals do not flow into the stormwater drainage system.

Direct wash water to adjacent lawn and landscape to soak into the ground.



## Car Washing

Use a commercial car wash or wash your car on a lawn or gravel area. Keep soap (even biodegradable soap) and dirty water out of streets and storm drains.

*Did you know? The average driveway car wash wastes more than 120 gallons of water. The average commercial car wash uses 60% less water and keeps soap and chemicals out of our streams.*



## Paint and Chemical Disposal

Never dump chemicals, paint, or rinse water in your yard or down storm drains. Always rinse paint brushes and rollers in a sink, never outside.

Visit [hazwastehelp.org](http://hazwastehelp.org) for info on safe disposal of household chemicals or [paintcare.org/WA](http://paintcare.org/WA) for FREE paint disposal.

If you see soap, oil, or other pollution in your neighborhood storm drains or creeks, call our 24/7 Spill Hotline:

**425-587-3900**